

BALENO



Way of Life!



Everything you want, everything you need.

Want style

Inside, Baleno's flowing lines convey a sense of sophistication and movement with a strikingly simple dash and extremely roomy cabin. However, beneath the graceful surfaces beats an advanced high-tech heart using new materials, design, and technologies. Space, comfort and user experience are optimised in ways you never dreamt possible.



ENGINE PERFORMANCE AND ECONOMY DISPLAYS

The Baleno RS features an advanced multi-functional display that intuitively conveys a range of information such as running performance, economy and engine output.



CRUISE WITH SPEED LIMITER

On long trips, cruise control adds to your comfort by maintaining a consistent speed. The speed limiter can help you save fuel, drive safely within the limit, and avoid unexpected tickets.



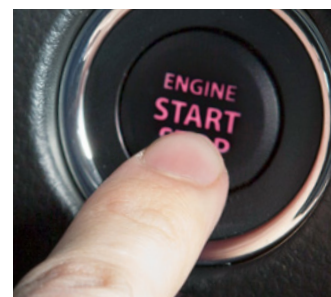
BLUETOOTH & USB

Bluetooth® lets you connect wirelessly to your music and contacts on your smartphone. You can answer calls while you're travelling or change tracks without taking your hands off the wheel. You can also connect your iPod or MP3 player via USB.



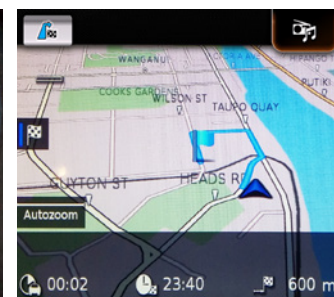
CLIMATE AIR

The automatic digital air conditioner in Baleno RS features a unique round dial with a high contrast LCD display for simple comfort adjustment.



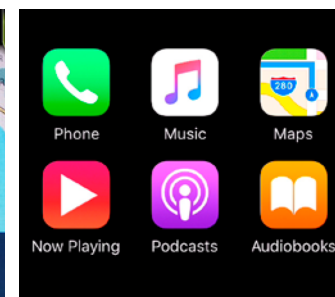
KEYLESS ENTRY & START

Unlock the vehicle by pressing a button on the doorhandle, and start the car while the key remains safely in your pocket. (RS)



7-INCH TOUCHSCREEN

Baleno has a centrally located 7-inch touchscreen featuring voice-activated audio and smartphone connectivity. Plus built-in satellite navigation system with easy to follow maps.



APPLE CARPLAY

Connect your compatible smartphone via USB to make phone calls, access your music, send and receive messages and get directions, all by voice command or by tapping on the display.



Need space

The Baleno's next-generation frame and compact engine frees up an enormous amount of space in the cabin. With Suzuki's unparalleled small car know-how, every centimetre has been used to its fullest potential. Sitting inside, the sense of openness and freedom is almost unbelievable – especially when you consider the Baleno's compact exterior.



BOOT SPACE

You would be hard-pressed to find a bigger boot in this class. With 355 L of space at your disposal, there's plenty of room for groceries, boxes, golf clubs, sports gear and those bulky purchases from the garden centre. 60/40 split seats add even more flexibility. Fold one down to make room for fishing rods and other long items, or fold them both flat to take on piles of boxes, furniture or really big items.



COMFORT BEHIND THE WHEEL

The steering column adjusts both tilt and telescopically for the perfect driving position (RS). The ergonomically designed front seats have been widened for more shoulder room and a wider rear seat means even the longest journeys will be fidget free. The Baleno's high ceiling makes it a breeze to get in and out.



A PLACE FOR EVERYTHING

Lots of clever little touches add up to make a big difference. Every space in the Baleno has a purpose with thoughtful compartments throughout the cabin designed for stowing small items.

Want technology

The Baleno represents a whole new way of thinking. From its next generation frame to its powerfully efficient engine and transmission, every component has been designed for maximum efficiency. Inside, the Baleno is packed with the kind of high-tech and high-spec extras you would expect in a luxury vehicle. But the real technology, the innovations that make the Baleno truly special, are in less expected places. You'll see them in the cavernous boot and incredibly roomy interior. But most importantly, you'll feel them with every press of the accelerator and every turn of the wheel.



Need safety



6 AIRBAGS
The Baleno features six SRS airbags for the driver and passenger seats including SRS side airbags and SRS curtain airbags for safety and protection.



GUIDE ME LIGHTS
The Baleno's headlights continue to illuminate the road for a short while after you get out. When the doors are unlocked with the remote control, the low beams and position lights turn on to lead you to the vehicle.




HID HEADLAMPS
The distinctive high-intensity discharge headlamps are auto dusk-sensing and have built-in LED position lamps (RS). Other models feature multi-reflector halogen headlamps, with LEDs built into the bumper.



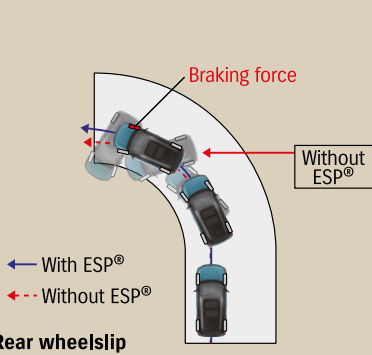
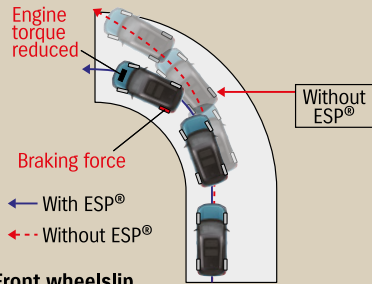
REVERSING CAMERA
Now you can reverse safely without having to twist around in your seat. It makes parking easier and can be a lifesaver when kids or animals are around.

LIGHTWEIGHT PLATFORM
The Baleno is based on an all-new platform that has been designed from the ground up using cutting-edge technology. Its smooth flowing frame with fewer joints means increased strength and rigidity for improved safety and handling. Suzuki's engineers have made significant weight savings in both the frame and components. The overall effect is dramatic, and as a result the Baleno offers an incredible amount of space along with enhanced performance and outstanding fuel economy.

TECT BODY DESIGN
Rather than looking at the car as an assemblage of individual parts, Total Effective Control Technology or TECT considers the whole form. This means the entire structure can be used to efficiently absorb and disperse frontal, side and rear impacts, for maximum safety.



ESP®
Electronic Stability Programme or ESP® helps you stay in control when you're cornering by counteracting understeer and oversteer. It also improves traction and reduces the possibility of skidding.



ABS WITH EBD
Braking force on each wheel is automatically modulated to provide the right amount of pressure and bring the car to a safe, controlled stop. Ventilated front disc brakes provide powerful stopping performance. The RS model complements this with solid rear discs.



Want economy

A lighter car means better handling and improved fuel efficiency. Suzuki's engineers went over every element in the Baleno with a fine-tooth comb. From the engine, frame and suspension, to seats and cabin fittings – even the wiper motors were redesigned. Improved components, new materials and cutting-edge design were all employed for incremental weight savings. The combined effect is impressive. The Baleno is agile, responsive, and frugal on fuel with a choice of two engines giving a combined consumption of between 5.1-5.4 litres per 100 kilometres.



Need performance

NEW BOOSTERJET TURBO ENGINE (RS)

The advanced new 1.0 litre BoosterJet direct injection turbo petrol engine delivers the power and torque of a much larger engine. Coupled to a new 6-stage automatic gearbox it delivers amazing fuel efficiency and performance. For increased driving involvement, take control using the paddle shifters on the steering column.

POWER: 82 kW **TORQUE:** 160 Nm
FUEL: 5.2L/100 km combined

VVT ENGINE (GLX AND LTD)

The 1.4L VVT engine delivers both willing power and outstanding efficiency. Baleno responds instantly giving a zippy feeling and quiet running with power in reserve for the open road. Matched to a smooth electronic 4-stage automatic or choose the 5-speed manual transmission for a positive feel and accurate shifting.

POWER: 68 kW **TORQUE:** 130 Nm
FUEL: 5.1 – 5.4 L/100 km combined

SUPERB DRIVEABILITY

Light and powerful, the Baleno is a joy to drive with great all-round visibility, a tight turning circle and outstanding manoeuvrability. The Baleno's suspension is tuned for stability and comfort. Smooth on the motorway and confidently 'planted' on twisting roads.

BALENO

Equipment and Specifications

COMFORT		GLX	LTD	RS
Steering	Tilt adjust	●	●	●
	Telescopic adjust	-	-	●
Front seat height adjuster – driver's side		●	●	●
Electric windows – front and rear		●	●	●
Electrically adjustable exterior mirrors		●	●	●
Cruise control with speed limiter		●	●	●
Entry and start	Remote with hazard answer-back	●	●	-
	Keyless entry and push-button start	-	-	●
Audio system	Touch screen satellite navigation	●	●	●
	Reversing camera	●	●	●
	Six speaker Tuner/MP3/WMA	●	●	●
	Apple CarPlay	●	●	●
	USB and auxiliary inputs	●	●	●
	Bluetooth® hands-free connectivity	●	●	●
Air conditioning	Manual with pollen filter	●	●	-
	Climate control with pollen filter	-	-	●

INSTRUMENT PANEL				
Tachometer		●	●	●
Info display	Digital clock	●	●	●
	Outside temperature gauge	●	●	●
	Gear position indicator (auto)	●	●	●
	Fuel consumption gauge instant/average	●	●	●
	Engine performance screens	-	-	●
	Driving G force displays	-	-	●
Light-off / key reminder		●	●	●
Driver's and passenger's seat belt alarm and warning lamp		●	●	●
Rear seat belt reminder		●	●	●
Door ajar warning lamp		●	●	●
Fuel warning indicator		●	●	●

INTERIOR				
Steering wheel	Leather covered	●	●	●
	Cruise, phone and audio controls	●	●	●
	Paddle shifters	-	-	●
Cabin light - 3-position		●	●	●
Map lights		●	●	●
Luggage area light		●	●	●
Cup holders (2 front and 1 rear)		●	●	●
Bottle holders (2 front and 2 rear)		●	●	●
Sun visors – both sides		●	●	●
Day / night rear view mirror		●	●	●
Ticket holder & vanity mirror		●	●	●
Cloth seat material / door trim pockets		●	●	●
Front seatback pocket - passenger's side		●	●	●
60:40 split folding rear seat		●	●	●
3 x Rear seat head restraints		●	●	●
Assist grips x 3		●	●	●
12V accessory sockets x 2		●	●	●
Liftable rear luggage shelf with strings		●	●	●
Remote fuel lid opener		●	●	●

EXTERIOR		GLX	LTD	RS
Headlamps	Halogen multireflector headlights	●	●	-
	HID Projector headlights	-	-	●
	Automatic light-sensing	●	●	●
	Manual headlamp levelling device	●	●	●
Mirrors	Body coloured	●	●	-
	Body coloured with turn signals	-	-	●
Chrome door handles and beltline mouldings		-	-	●
Rear upper spoiler		●	●	●
Rear chrome garnish		●	●	●
Privacy glass (rear windows and hatch)		●	●	●
2-speed wipers with variable intermittent and washer		●	●	●
Rear window demister, & wiper/washer with intermittent		●	●	●
Rear centre aerial		●	●	●
Electromagnetic tailgate opener		●	●	●
Front fog lamps		-	●	●
LED daylight running lamps		●	●	●
15 inch steel wheels with full covers		●	-	-
16 inch smoked alloy wheels		-	●	●

SAFETY & SECURITY				
ABS with EBD and Brake assist		●	●	●
Electronic Stability Programme (ESP®)		●	●	●
SRS dual front airbags		●	●	●
Driver and passenger side airbags		●	●	●
Front and rear curtain airbags		●	●	●
Side impact beams		●	●	●
Shift lock & key interlock (auto only)		●	●	●
Decoupling mechanism for brake and clutch pedals		●	●	●
Height-adjustable seatbelt anchorages (front)		●	●	●
Seat belts	Front 3-point ELR with pre-tensioner x 2	●	●	●
	Rear 3-point ELR x 3 with pre-tensioner x 2	●	●	●
“Guide Me” light function		●	●	●
High mounted stop lamp		●	●	●
ISO FIX child seat restraint system x 2		●	●	●
Child seat tether anchorages x 3		●	●	●
Driver's door security unlock		●	●	●
Child-proof rear door locks		●	●	●
Engine immobiliser		●	●	●
Hill hold control (auto only)		●	●	●

DIMENSIONS			GLX	LTD	RS
Overall length	mm		3,995		
Overall width	mm		1,745		
Overall height	mm		1,470		
Wheelbase	mm		2,520		
Tread	Front	mm	1,530	1,520	
	Rear	mm	1,530	1,520	
Ground clearance	mm		140	140	120
Minimum turning radius	m		4.9		

WEIGHTS					
Curb weight (min)	kg	5MT / 4AT	895 / 915	- / 935	- / 975
Gross vehicle weight	kg		1,405		1,430

ENGINE					
Type			K14B with VVT		K10C DITC
Number of cylinders			4		3
Number of valves			16		12
Piston displacement	cm3		1,373		998
Bore x stroke	mm		73.0×82.0		73.0×79.5
Compression ratio			11.0:1		10.0:1
Maximum output	kW/rpm		68 / 6,000		82 / 5,500
Maximum torque	Nm/rpm		130 / 4,000		160 / 1,500-4,000
Fuel distribution			Multipoint injection		Direct injection
Fuel type			91RON		95RON
Fuel consumption	Combined MT	Litres/100 km	5.1		-
	Combined AT	Litres/100 km	5.4		5.2
CO2 emissions	g/km	MT / AT	118 / 126		- / 121

TRANSMISSION				
Type	Manual	5-speed	-	
	Automatic	4-stage	4-stage	6-stage

CHASSIS				
Steering		Rack & pinion		
Brakes	Front	Ventilated disc		
	Rear	Drum leading and trailing		Disc
Suspension	Front	MacPherson strut & coil spring		
	Rear	Torsion beam & coil spring		
Tyres		175/65R15	185/55R16	185/55R16

CAPACITY			
Seating capacity	Persons	5	
Luggage capacity	Rear seat folded	Litres	756
(VDA Method)	Rear seat raised	Litres	355
Fuel tank capacity	Litres	37	

BALENO GLX



BALENO LTD



BALENO RS



COLOURS



Ray Blue Pearl Metallic (Z9Q)

Arctic White Pearl (ZHJ)

Fire Red (Z4Q)



Premium Silver Metallic (ZQS)

Granite Grey Metallic (ZTN) LTD and RS only

Midnight Black Pearl (ZAM) RS only

SUZUKI NEW ZEALAND LIMITED 1 HEADS ROAD, WANGANUI. WWW.SUZUKI.CO.NZ

Standard and optional equipment available may vary from time to time. Some international models illustrated – please enquire at your Suzuki dealer for exact specifications. Suzuki New Zealand Ltd reserves the right to change, without notice, prices, colours, materials, equipment, specifications and models, and also to discontinue models. Your fuel consumption will vary due to factors such as vehicle condition, driving style and traffic conditions. June 2017 SZA0545.



ESP® is a registered trademark of Daimler AG. Bluetooth® is a registered trademark of Bluetooth SIG, Inc.



THE SUZUKI WAY OF LIFE

When you buy a Suzuki, you're not just buying a car, you're joining the Suzuki family – the Suzuki Way of Life. We make some of the world's favourite compact vehicles and take great pride in the level of service and support we offer our customers. Our New Zealand dealer network is second to none and we've won more independent customer satisfaction awards than any other manufacturer.

BIG ON SMALL CARS AND SUVs

Suzuki is one of the biggest car makers on the planet today, and we got here making small cars. We didn't just jump on the efficiency bandwagon, we've been leading the way for over 100 years – it's in our DNA. No other manufacturer can match our experience.

Today, as the world becomes increasingly motorised, the mantra of 'smaller, fewer, lighter, cleaner' takes on even more importance. With Suzuki's small car expertise we're leading the way with a range of small cars and SUVs designed for modern lifestyles. Featuring next-generation technology, our highly fuel-efficient compact vehicles are purpose-built for minimum environmental impact and maximum enjoyment. In New Zealand, Suzuki's new vehicle fleet is the cleanest of any mainstream brand. (2016 result for top 10 vehicle manufacturers.)

INVOLVED IN OUR COMMUNITY

Suzuki New Zealand support a number of organisations and worthy causes in our community. We encourage kiwis to get involved in an active lifestyle at all levels. We help out with fun events with a focus on family, community, and the environment and we support the things Kiwis care about.

LEUKAEMIA & BLOOD CANCER NZ

With a vision to cure and a mission to care, this amazing organisation works tirelessly helping everyday Kiwis come to terms with leukaemia, lymphoma, myeloma and related blood conditions. Last year, the frontline support services team covered more than 50,000 kilometres in their brightly coloured Suzuki Swifts; providing patients, their family and friends with emotional and practical support.

AA DRIVING SCHOOL

With over 1.5 million members the AA is New Zealand's largest automobile club. Their driving school is one of the most respected in the country and includes programmes for drivers of all levels. Thousands of kiwis have learnt to drive or improved their skills in the school's fleet of modified dual control Swifts. Swift's 5-star safety, agility and easy handling make it the perfect choice for learners.

MAKING DRIVERS SAFER

To help make our roads safer for everyone, Fleetcoach has developed a virtual driver training programme for employers to identify, train and upskill their staff. State-of-the-art interactive videos put drivers behind the wheel of a Suzuki, allowing them to identify driving hazards and improve their road safety skills online.



REAL VALUE

Real Value isn't just about sharp pricing, it's about worry-free enjoyment of your new Suzuki and protecting its on-going value.

5 YEAR WARRANTY PACKAGE

A comprehensive 3 year/100,000 km new vehicle warranty. This covers your entire vehicle for the most important part of its lifecycle and includes a 2 year powertrain warranty extension for a total of 5 years worry-free motoring.

5 YEAR SUZUKI ASSIST

This is one of New Zealand's most comprehensive roadside assistance programmes. It has you covered all day, every day for 5 years from when you first buy your Suzuki – no matter how many kilometres you travel.

SUZUKI BENEFITS PROGRAMME

Purchasing a Suzuki gives you access to the Suzuki Benefits Programme offering a host of benefits like discounts on fuel, rental vehicles, insurance, accommodation and a whole lot more.

www.suzuki.co.nz

