

BALENO



Way of Life!



SPACE
MEETS
STYLE

CE CONTINU L'ATELIER

L'ATELIER
RESTAURANT

BALENO

PERFORMANCE MEETS ECONOMY



Building on Suzuki's extensive small car know-how, the stylish new Baleno wraps a compact, aerodynamic body in elegant, sporty lines. But although it's sleek on the outside, inside it's a whole different story: you'll relax in an open, luxurious cabin with plenty of extra room for your legs, passengers or luggage.

Stretch out and smile, there's space to spare. There's also extra space in the boot – 355L, in fact – which gives it even greater cargo capacity than the Mazda 3 hatch. The Baleno also delivers outstanding efficiency, with fuel economy of just 5.1L/100km* – which beats both Corolla and Mazda 3.

Plus, the Baleno is available in a Boosterjet turbo variant with a direct-injection system that combines greater power and acceleration with enhanced fuel efficiency and low emissions.

Space, style and performance: it all comes together in the all-new Baleno hatch.

*ADR 81/02 results for manual transmission.



TECHNOLOGY MEETS SIMPLICITY



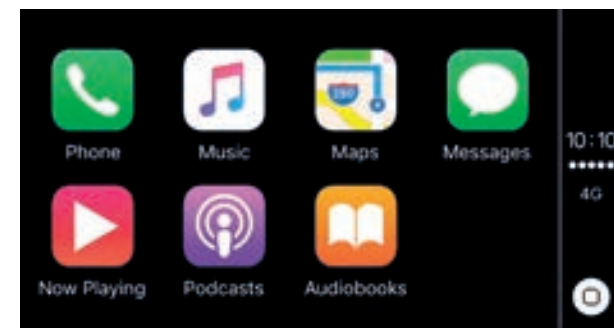
The ultimate in user-friendly, the Baleno's advanced driver interface is hi-tech and high quality.

The instrument panel features stylish curved lines and silver accents, housed in a smooth and wide dash.

First up, there's a highly intuitive multimedia system with an easy-to-follow satellite navigation. Add to that Apple CarPlay® and a reversing camera and you have confidence and convenience at your fingertips.

Use voice recognition to map out a route, call your friends or enjoy your favourite music. With a 7-inch touchscreen display taking pride of place in your dash, your cabin is filled with creature comforts as well as space.

First class navigation, communication and entertainment: they all come together in the new Baleno.



Apple CarPlay®

The Smartphone Linkage Display Audio works with Apple CarPlay® by connecting your compatible iPhone via USB. Apple CarPlay® allows you to make phone calls, access your music, send and receive messages, get directions all by voice command or by tapping on the display.



7-inch multi-touch colour display

The WVGA (Wide Video Graphics Array) display gives you intuitive control of audio and video, as well as hands-free phone and navigation systems. This includes Bluetooth® connectivity, full iPod® integration and AM/FM radio and audio playback options.



For more information and to check the compatibility of your device with any of the different technologies, please visit the relevant website for Apple CarPlay®. Apple CarPlay® is a registered trademark of Apple Inc.

INNOVATION MEETS INFORMATION



Slip into the driver's seat and the first thing you'll notice is the highly visible display unit at the centre of the instrument cluster – which gives a clear and constant picture of the state and running of the car. This advanced multi-information display has a 4.2-inch colour LCD screen (GLX) that intuitively conveys a useful range of information, such as running performance and engine output.

The digital climate control in the GLX model features a unique circular display with a high-contrast LCD panel for improved visibility.



Displays travelling fuel efficiency and average past fuel efficiency.

Displays average vehicle speed and average past vehicle speed.

Displays travelling G-force in real time.

Displays travelling G-force history when stopped.

Displays power and torque in real time.

Displays operation of accelerator and brake in real time.

CONVENIENCE MEETS LIFESTYLE



You would never imagine how spacious the interior is, given the Baleno's exterior size. The rear seats offer plenty of leg and shoulder room so even adults won't feel cramped. The interior features premium seat upholstery with a contemporary diagonal design.



Glove box



Driver's side pocket



Tray with removable partition



Front accessory socket and USB port



Front door pocket with drink bottle holder



Rear door drink bottle holder

Looking for a hatch that's large and flexible enough to accommodate your busy and ever-changing lifestyle?

Whether you're doing the school run, the supermarket shop or going for a lazy Sunday afternoon drive to the country, the new Baleno gives you plenty of room to move.

The cabin proportions are generous to say the least: both driver and passengers experience an expansive sense of space, ease and comfort. And with an ample amount of cargo space in the boot (355L), the rear seats can be folded down to accommodate double that amount.

So stow your gear in the back, plant your coffee in your cup holder, load up your life and hit the road.



A selection of handy storage compartments here and there – for small items and drinks – makes the interior space seem even more generous.

One of the Baleno's charms is a large, practical luggage space that meets the needs of a range of uses from everyday shopping to family trips, while a luggage area cover ensures privacy.

STYLE MEETS COMFORT



The new Baleno's design is both aesthetically pleasing and structurally advanced: it's light, agile, dynamic and streamlined.

Curved lines and flowing aerodynamics make its low, wide silhouette a bold, compelling visual statement.

A new-generation platform – and all its parts – has been specially designed to optimise its shape, form and performance. By increasing rigidity and minimizing weight, the platform enhances fuel economy, safety, handling, and stability. It also helps minimize noise, vibration and harshness (NVH).

While a low, wide muscular stance adds extra stability, the MacPherson strut coiled suspension senses your every move, enhancing manoeuvrability, responsiveness and driving enjoyment.

Like to travel in style and comfort? Settle into the impressive new Baleno.



New generation platform

A new generation, lighter yet more rigid high-tensile steel platform has been designed to significantly improve Baleno's performance, fuel economy, safety and handling.

Reinforced parts and mountings have also been strengthened to provide greater overall stability while weight reduction technologies have been applied to doors, seats, interior parts, suspension, engine and brakes.

As a complete structural overhaul, the optimum level of weight reduction versus body strength has been achieved by treating the car as a cohesive whole, rather than a disparate collection of parts.



TORQUE MEETS TURBO



BOOSTERJET *Turbo*



Boosterjet direct-injection turbo engine

The Boosterjet is a newly developed direct-injection turbo engine that produces a smooth surge of responsive power while also delivering superb fuel economy. The instant acceleration performs like a larger engine and adds to the agility of every drive.



Powered by a new Boosterjet direct-injection turbo engine in the GLX model, the Baleno is able to generate greater torque from lower speeds – thereby significantly improving fuel economy while lowering emissions.

From city traffic to country cruising, the Boosterjet Turbo engine maximises Baleno's performance, power and efficiency across all conditions.

The economical petrol engine delivers the best of both worlds - with its intake VVT, cylinder head and piston crowns specifically designed to boost thermal efficiency and fuel economy.

From city traffic to rural getaways, the Baleno responds with power and precision.

Slide behind the wheel and start the engine: your fun starts now.



Naturally aspirated petrol engine

The 1.4L engine delivers both tremendous power and fuel efficiency.



6-speed automatic transmission (GLX Model)

Expansive gear change ratios ensure high performance even at low speeds such as standing starts and hill climbs as well as improved fuel efficiency at high speeds.



5-speed manual transmission (GL Model)

Finding the optimal gear ratio, the 5-speed manual ensures fuel economy and dynamic performance are perfectly balanced.



4-speed automatic transmission (GL Model)


The 1.4L engine is mated to a 4-speed automatic engine for a good balance between acceleration performance and fuel efficiency at high speeds.

SAFETY MEETS SOPHISTICATION



LED DRLs and Fog Lamps

Daytime Running Lamps feature bright LED energy-saving technology. Fog lamps further enhance visibility and safety.



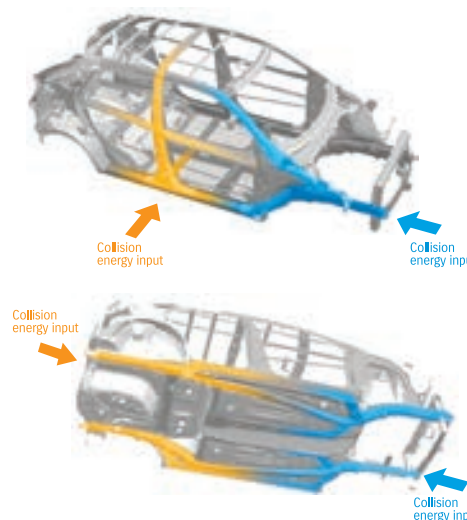
GLX Model



GL Model

Rear view camera

The navigation system features a rear view camera with guidelines that makes agile parking with safety a breeze.



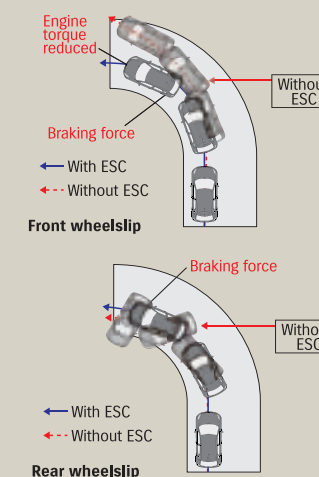
Impact safety and pedestrian protection

Maximising occupant safety and pedestrian protection, Suzuki's TECT (Total Effective Control Technology) utilises high tensile steel. Crumple zones absorb energy on impact, as the frame shifts it away from passengers inside.

When we say that it all comes together in the Baleno, that equally applies to its standard range of integrated safety features.

These standard features include, dual, front, side and curtain airbags, Electronic Stability Control (ESC) and Suzuki's unique Total Effective Control Technology. While the latest braking technology (ABS, EBD and BA) provides even greater levels of control and reassurance.

From the freeway to the country lane: the Baleno adds first-rate protection to your driving pleasure.



ESC (Electronic Stability Control)

If the wheels lose traction, ESC adjusts the engine and brakes to help keep you in control.

ACCESSORIES

With a range of interior and exterior accessories available, you can add a personal touch to your very own Baleno.

Also backed by a Genuine Suzuki Warranty, your accessories offer superb design, high quality fit and safety.

For a full range of Suzuki Genuine Accessories and accessory packs to suit your Baleno, speak to your local Suzuki Dealer.



ALL NEW
BALENO^{GL}



- 1.4L Petrol Engine
- Apple CarPlay®
- Multimedia satellite navigation with reversing camera
- 5.1L per 100km* fuel efficiency
- 7 inch touchscreen display
- Cruise Control
- 355 Litres Boot Space
- LED Daytime Running Lights
- Front Fog Lights
- ESC
- ABS, EBD & BA
- Dual front, side and curtain airbags

ALL NEW
BALENO^{GLX Turbo}

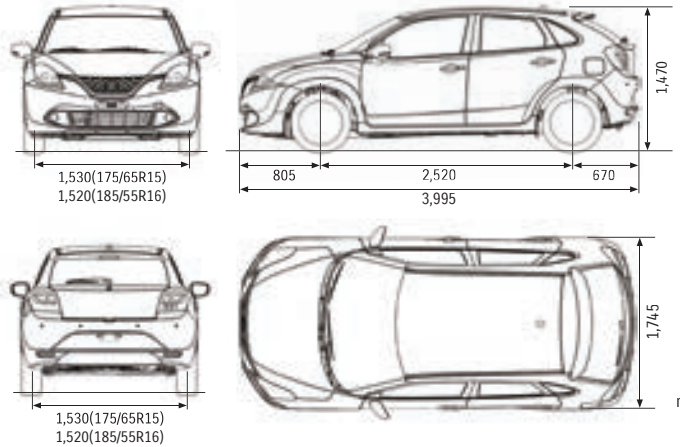


- 1.0L BOOSTERJET Turbo Engine
- Apple CarPlay®
- Multimedia satellite navigation with reversing camera
- 7 inch touchscreen display
- 5.2L per 100km^ fuel efficiency
- Cruise Control
- 355Litres Boot Space
- LED Daytime Running Lights
- Keyless entry and start system
- Front Fog Lights
- Digital Climate Control
- 16" Alloy Wheels
- ESC
- ABS, EBD & BA
- Dual front, side and curtain airbags

Specifications

MODEL	GL		GLX Turbo
POWERTRAIN			
Engine	1.4L Petrol		1.0L BOOSTERJET
Number of cylinders	4		3
Number of valves	16		12
Piston displacement (cm ³)	1,373		998
Bore x stroke (mm)	73.0 x 82.0		73.0 x 79.5
Compression ratio	11.0		10.0
Maximum output (kw/rpm)	68/6,000		82/5,500
Maximum torque (Nm/rpm)	130/4,000		160/1,500-4,000
Fuel distribution	Multipoint injection		Direct injection
DIMENSIONS			
Overall length (mm)	3,995		
Overall width (mm)	1,745		
Overall height (mm)	1,470		
Wheelbase (mm)	2,520		
Tread-front (mm)	1,530	1,520	
Tread-rear (mm)	1,530	1,520	
Minimum turning radius (m)	4.9		
Minimum ground clearance (mm)	120		
Seating capacity	5		
Fuel tank capacity (L)	37		
Luggage capacity (L) Max.volume	1,085		
Rear seatback folded (L)	756		
Rear seatback raised (L)	355		
TRANSMISSION			
Type	5MT	4AT	6AT
1st gear ratio	3.545	2.875	4.667
2nd gear ratio	1.904	1.568	2.533
3rd gear ratio	1.240	1.000	1.556
4th gear ratio	0.906	0.697	1.135
5th gear ratio	0.696	-	0.859
6th gear ratio	-	-	0.686
Reverse gear ratio	3.272	2.300	3.394
Final gear ratio	4.294	4.375	3.502
FUEL CONSUMPTION			
Fuel consumption (L/100km) MT/AT	5.1	5.4	5.2
CO ² emissions (G/km) MT/AT	118	126	121
CHASSIS			
Steering		Rack & Pinion	
Brakes	Front	Ventilated disc	
	Rear	Drum, leading & trailer	Disc
Suspension	Front	MacPherson strut with coil spring	
	Rear	Torsion beam with coil spring	
WHEELS			
Tyres (Width/Profile)		175/65	185/55
Wheel Size		15"	16"
Wheel Type		Steel	Alloy
Spare		Space Saver	
EXTERIOR			
Front grille - Black with Chrome Accent		std	std
Outside door handles		Body Coloured	Chrome
Black-coloured A and B pillars		std	std
VISIBILITY			
Headlamps		Halogen	HID projector
Headlamp leveling device - Manual		std	std
Automatic headlamps		std	std
Fog lamps - Front		std	std
Rear combination lamps		std	std (high)
Privacy glass		std	std
Wipers			
Front: 2 speeds (low, high) + adjustable intermittent + washer		std	std
Rear: 1 speed + intermittent + washer		std	std
Outside door mirrors			
Body coloured		std	std
Electrically adjustable		std	std
With built-in turn signal lamp		-	std
STEERING AND INSTRUMENT PANEL			
3-spoke steering wheel			
Leather covered		std	std
With audio controls		std	std
With cruise control		std	std
With speed limiter control		std	std
With hands-free phone control		std	std
Tilt adjustable		std	std
Telescopic adjustable		-	std
Paddle shift (6AT)		-	std

MODEL		GL	GLX Turbo
STEERING AND INSTRUMENT PANEL			
Information display			
4.2-inch colour LCD display		-	std
Segment Display		std	-
Clock		std	std
Outside temperature		std	std
Fuel consumption		std	std
Driving range		std	std
Average speed		-	std
Driving G-force		-	std
Engine output and torque		-	std
Accelerator and brake operation		-	std
Gear position indicator (4AT/6AT)		S(4AT)	std
DRIVING AMENITIES			
Power windows	Front & Rear	std	std
Keyless push start system		-	std
Air conditioner		Manual	Automatic
Audio	Speaker x 4, Tweeter x 2	std	std
MP3/WMA + Bluetooth®		std	std
Satellite Navigation		std	std
Apple CarPlay®		std	std
Cruise control		std	std
Speed limiter		std	std
INTERIOR			
Cabin lights	Front map light	std	std
	Centre cabin light	std	std
Cup holders		Front x 2, Rear x 1	Front x 2
Bottle holders		Front x 2, Rear x 2	Front x 2, Rear x 2
Centre Console box		std	std (armrest)
Centre-lower box		std	std
USB port	Centre console	std	std
AUX input	Centre console	std	std
12V accessory socket	Instrument panel & rear	std	std
Storage pockets	Front doors	std	std
SEATS			
Front seats	Seat height adjuster (driver's side)	std	std
	Seatback pocket (passenger's side)	std	std
Rear seats	60:40-split single-fold	std	std
Seat upholstery material		fabric	fabric
LUGGAGE			
Luggage area cover		std	std
Luggage area light		std	std
SAFETY, SECURITY, AND ENVIRONMENTAL COMPATIBILITY			
ABS with EBD function		std	std
ESP®		std	std
Hill hold control (AT)		std	std
Brake assist function		std	std
SRS front dual airbags		std	std
SRS side airbags - Front		std	std
SRS curtain airbags		std	std
Seatbelts			
Front: 3-point ELR seatbelts with pretensioners, force limiters with shoulder height adjusters		std	std
3-point ELR seatbelt for centre seat¹		std	std
ISOFIX child seat anchorages x2		std	std
Child seat tether anchorages - Side, Centre		std	std
LED Daytime Running Lights (DRL)			
Mounted on front bumper		std	-
Integrated in headlamps		-	std
Reversing Camera		std	std



Colours



*Additional premium/metallic paint charge. All care is taken to ensure the accuracy of this brochure at the time of publication approval. Specifications, features, prices and model availability may vary from state to state and may change without notice. Always consult your authorised Suzuki Dealer or refer to suzuki.com.au for the latest details on all models. SUZUKI will not be held liable for any loss as a result of reliance on the content of this brochure, whether in negligence or otherwise. Vehicles are shown for illustrative purposes only and may not depict exact Australian specifications. Published July 2016.

*ADR 81/02 results for manual transmission
^ADR 81/02 results for 6AT transmission
Apple CarPlay® is a registered trademark of Apple Inc.



All care is taken to ensure the accuracy of this brochure at the time of publication approval. Specifications, features, prices and model availability may vary from state to state and may change without notice. Always consult your authorised Suzuki Dealer or refer to suzuki.com.au for the latest details on all models. SUZUKI will not be held liable for any loss as a result of reliance on the content of this brochure, whether in negligence or otherwise. Vehicles are shown for illustrative purposes only and may not depict exact Australian specifications. Published July 2016. TSPSUZ2515



Way of Life!