



Way of Life!

THE SUZUKI SWIFT RANGE

**HAVE TO
have it.**



THERE'S MORE TO SEE

See one. Try one. Love one. Buy one. Just one look at any of the models in the stylish Swift range and you'll want to know more. You won't be disappointed.

Standout design makes the Swift unique and instantly recognisable, whilst its compact dimensions allow for nimble dynamics. In fact, once you've experienced the sharp handling and natural responsiveness of the Swift, you'll have to have one all of your own.

Not to mention, a Euro NCAP 5-star rating makes the Swift reassuringly safe, whilst great fuel economy and low CO₂ emissions mean it really is as good as it looks.

The best bit? You get to choose from the streetwise Swift, the assured Swift 4x4 and the fun-filled Swift Sport. So needless to say, whatever your needs, there's a must-see Swift for you.

SWIFT 4x4




SWIFT



SWIFT SPORT





MUST BE A SWIFT

It has to be a Swift. Distinctly different from every angle, the dynamic Swift is simply stylish, whichever way you look at it. Whether you choose the 3-door or 5-door model, its wide stance and sporty styling mean it takes corners as easily as it turns heads.



DETAILS THAT DEMAND ATTENTION




◆ 16" alloy wheels*



◆ Distinctive flared rear maximises boot space and creates extra elbow room for passengers



◆ Wrap over headlamps and LED daytime running lights



◆ Body-coloured door handles and heated mirrors with built-in turn signals**



*SZ3 and SZ4 only **SZ4 only

A close-up, low-angle shot of the interior of a Swift motorhome. The image focuses on the dashboard and center console area. The dashboard is dark-colored with a textured finish. On the left, there are two air vents. In the center, there's a silver-colored trim piece. To the right, there's another air vent and a control panel. The control panel includes a digital display showing a map and navigation information, and below it, a circular temperature control knob with a red and blue scale. The text "GET IN THE DRIVING SEAT" is overlaid in large, white, bold letters on the left side of the image.

GET IN THE DRIVING SEAT

The Swift is irresistible inside and out. In fact, once you get in, you won't want to get out.



SUPERIOR INTERIORS

Check out all of the fantastic features you'll find once you're inside.

◆ Keyless entry** allows for faff-free access



◆ Enjoy the handy USB socket for your MP3 player or go hands-free with Bluetooth*



◆ Engine start button** gives you the magic touch






CRUISE CANCEL

RES +

SET -

◆ Cruise control** makes longer drives more of a treat than a feat



◆ DAB digital radio** and built-in satellite navigation** mean you only ever get lost in music



◆ Automatic air conditioning** ensures you always travel in style

* SZ3, SZ4 and Swift Sport only ** SZ4 and Swift Sport only



- ◆ Clever compartments, like this upper storage tray in the dash, mean you're never short of storage



- ◆ Deep door pockets and handy cup and bottle holders mean you can keep everything you need within easy reach





SURPRISINGLY SPACIOUS

◆ 60:40 split* rear seats mean you can carry those bulkier bits of luggage and still have plenty of space for your passengers

The Swift might be agile, compact and seriously fun to drive, but it's also surprisingly spacious.

Hop in, sit back and stretch out. You'll see there's plenty of room for you, your passengers and all of your things.

*Not available on Swift Sport 3-door

DRIVING DOWN COSTS



The Swift is designed to be efficient and economical. Low CO₂ emissions mean low road tax, whilst great fuel economy means it's as easy on your pocket as it is on the planet.


What's more, the Swift SZ4 and Swift SZ4 4x4 are available with our innovative Dualjet engine, which uses two injectors per cylinder and engine auto stop/start, to make your Swift even more efficient. This compact and light 1.2 engine delivers great fuel economy of up to 65.7mpg*, and such low CO₂ emissions that you don't have to pay a penny of road tax*. Not to mention, it's even kinder to the environment.



GO A BIT MORE 4x4

THE SWIFT 4x4

Everything you love about the stylish Swift and then some. Yes, the Swift 4x4 comes with a compact and light 4-wheel Drive system that delivers assured handling, even in varying road conditions, and robust 4x4 styling* that's sure to turn heads.



◆ Front
and rear
skid plates*

◆ Solid side skirts*

◆ Wheel arch
extensions*

*SZ4 4x4 Dualjet model only





IT'S A RACY LITTLE NUMBER

THE SWIFT SPORT

A quick glance at the Swift Sport could become a long gaze. Its bold lines and sporty accents demand respect from every angle. Of course, the Swift Sport is about so much more than style - it signs, seals and delivers on performance too. But don't take our word for it, stop staring and book your test drive. Once you've taken it for a spin, you'll be hooked.

SPORTS STYLING



◆ High Intensity
Discharge headlamps



◆ Accessorise
with rear
lower spoiler



◆ Rear upper spoiler



◆ 17" alloy wheels



IRRESISTIBLE INSIDE AND OUT

- ◆ Stylish, comfortable and supportive sport seats with red stitch trim put you in the mood for driving

- ◆ Accessorise with stylish silver centre console trim or get your hands on a leather gear knob with red detailing



◆ Leather-covered steering wheel allows for a natural grip and easier handling

◆ Accessorise with silver door sill trim set to complete that sporty look

BORN TO PERFORM

You only have to put your foot down and you'll know what makes the Swift Sport the most exciting hot hatch on the roads. Still compact and light, it has the same nimble handling and natural responsiveness as the much-loved Swift, but with the added bonus of an enhanced suspension and more power to add to the fun. Go on, put the pedal to the metal and you'll see exactly what we mean.



◆ 6-speed manual gearbox delivers a seamless transmission of power and acceleration

◆ Stiffer coil springs and MONROE®* shock absorbers for more responsive handling and reduced body roll

*MONROE® is a registered trademark of Tenneco

WE'VE GOT SAFETY SORTED

At Suzuki, safety is paramount. That's why the Swift is reassuringly safe and has been awarded the Euro NCAP 5-star rating. So when you drive one of our cars, you know you're in safe hands.

- ◆ 7 airbags and side impact protection beams protect you and your passengers
- ◆ ESP® (electronic stability program)* detects and helps to prevent lack of traction
- ◆ ABS with EBD (electronic brake-force distribution) and brake assist function
- ◆ Rear ISOFIX child seat anchorage points to keep your little ones safe
- ◆ Tyre Pressure Monitoring System tells you if any of your tyres are deflating





ONE SIZE DOESN'T FIT ALL

We know every Swift lover has different wants and needs from their car. That's why we've made sure there is a Swift for everybody and every budget, with a wide range of models and grades for you to choose from.

MODEL GRADES	1.2 Petrol Manual (3dr & 5dr)	1.2 Petrol Manual 4x4 (5dr only)	1.2 Petrol Automatic (5dr only)	1.2 Dualjet Manual (5dr only)	1.2 Dualjet Manual 4x4 (5dr only)	1.6 Petrol Manual (3dr & 5dr)
SZ2	◆					
SZ3	◆	◆				
SZ4	◆ (5dr only)		◆	◆	◆	
Sport						◆



SWIFT SZ2

**All of this as standard with the SZ2:
(If you ask us, there's nothing standard about it)**

- ◆ ESP® (electronic stability program)*
- ◆ ABS with EBD and Brake Assist function
- ◆ Driver and front passenger airbags
- ◆ Front passenger airbag deactivation system
- ◆ Driver knee airbag
- ◆ Side and curtain airbags
- ◆ Remote central door locking
- ◆ Electric rear windows (5-door only)
- ◆ Rear seat with 60:40 split
- ◆ 3-spoke leather-covered steering wheel
- ◆ Electrically adjustable and heated door mirrors
- ◆ MP3/WMA compatible CD tuner with USB connection
- ◆ 4 speakers and 2 tweeters
- ◆ Body-coloured exterior door handles and mirrors
- ◆ 15" steel wheels with full wheel caps
- ◆ Front fog lamps
- ◆ LED daytime running lights

SWIFT SZ3

The SZ2 certainly has an impressive spec:

- ◆ ESP® (electronic stability program)*
- ◆ ABS with EBD and Brake Assist function
- ◆ Driver and front passenger airbags
- ◆ Front passenger airbag deactivation system
- ◆ Driver knee airbag
- ◆ Side and curtain airbags
- ◆ Remote central door locking
- ◆ Electric rear windows (5-door only)
- ◆ Rear seat with 60:40 split
- ◆ 3-spoke leather-covered steering wheel
- ◆ Electrically adjustable and heated door mirrors
- ◆ MP3/WMA compatible CD tuner with USB connection
- ◆ 4 speakers and 2 tweeters
- ◆ Body-coloured exterior door handles and mirrors
- ◆ Front fog lamps
- ◆ LED daytime running lights

But check out all the extras in store with the SZ3:

- ◆ Air conditioning
- ◆ 16" alloy wheels
- ◆ Bluetooth integrated into audio unit
- ◆ Front map light

SWIFT SZ3 4x4

**If you're looking for added reassurance,
the SZ3 4x4 is the one for you:**

- ◆ 4-wheel Drive system



SWIFT SZ4

You get all of this with the SZ3:

- ◆ ESP® (electronic stability program)*
- ◆ ABS with EBD and Brake Assist function
- ◆ Driver and front passenger airbags
- ◆ Front passenger airbag deactivation system
- ◆ Driver knee airbag
- ◆ Side and curtain airbags
- ◆ Remote central door locking
- ◆ Electric rear windows (5-door only)
- ◆ Rear seat with 60:40 split
- ◆ 3-spoke leather-covered steering wheel
- ◆ Electrically adjustable and heated door mirrors
- ◆ MP3/WMA compatible CD tuner with USB connection
- ◆ 4 speakers and 2 tweeters
- ◆ Body-coloured exterior door handles and mirrors
- ◆ Front fog lamps
- ◆ LED daytime running lights
- ◆ 16" alloy wheels
- ◆ Bluetooth integrated into audio unit
- ◆ Front map light

And you get even more with the SZ4:

- ◆ Automatic air conditioning
- ◆ Telescopic adjustable steering wheel
- ◆ Keyless entry and engine start button
- ◆ Cruise control
- ◆ Automatic headlamps
- ◆ Door mirrors with turn indicator
- ◆ Rear privacy glass
- ◆ Satellite navigation
- ◆ DAB digital radio
- ◆ Engine auto stop/start (1.2 Dualjet model only)

SWIFT SZ4 4x4

For added reassurance and 4x4 styling,
go for the SZ4 4x4:

- ◆ 1.2 Dualjet engine with auto stop/start
- ◆ 4-wheel Drive system
- ◆ Wheel arch extensions
- ◆ Side skirts
- ◆ Front and rear skid plates



SWIFT SPORT

When it comes to the spec list, the Swift Sport won't be outdone. It's jam-packed full of useful equipment and fantastic features:

- ◆ 1.6 petrol engine with 6-speed manual transmission
- ◆ ESP® (electronic stability program)*
- ◆ ABS with EBD and Brake Assist function
- ◆ Driver and front passenger airbags
- ◆ Side and curtain airbags
- ◆ 17" alloy wheels
- ◆ Rear privacy glass
- ◆ HID projector headlights
- ◆ Automatic headlamps
- ◆ Keyless entry and engine start button
- ◆ Satellite navigation
- ◆ DAB digital radio
- ◆ Bluetooth integrated into audio unit
- ◆ Cruise control
- ◆ Automatic air conditioning



*ESP® is a registered trademark of Daimler AG



EXPRESS YOURSELF


Make your Swift even more special with our great range of must-see accessories. We have a whole host of stylish features and irresistible extras available for the Swift and Swift 4x4, and a whole host more for the streetwise Swift Sport.

Check them out in the Swift Range Accessories Brochure or visit suzuki.co.uk/cars/accessories



EYE-CATCHING COLOURS

Available for Swift,
Swift 4x4 and
Swift Sport



Swift Sport fabric



Boost Blue Pearl Metallic



Galactic Grey Metallic



Cool White Pearl Metallic



Cosmic Black Pearl Metallic

Available for Swift
and Swift 4x4 only



Swift fabric



Bright Red



Silky Silver Metallic



Superior White

FINANCE THAT FITS

Once you've found the perfect Suzuki for you, you'll want to find an ideal finance package to go with it. There are a number of finance packages, so whatever your needs, you'll be spoilt for choice.

1. Finance packages could be available from one to five years. We know you love choices, that's why we let you choose the period that works best for you.*
2. Fixed credit interest rates, which ensure your payments won't change during the finance agreement, so you'll know where you're at.
3. Fixed payments, allowing you to budget ahead and avoid any surprises.
4. Or fancy driving away a new car every two or three years? You could with Suzuki Personal Contract Purchase.**
5. What's more, you'll be in good company. Suzuki Finance is part of Lloyds Banking Group.

**We can help you find the finance deal that's right for you.
Drop in to your local Dealer, pull up a chair and have a chat.**

Maximum mileage restrictions may apply, speak to your Dealer for details. *One to five years not available on all finance products. **You can choose from 25 months, 37 months or 43 months contract terms, car to be returned to Suzuki Finance on time, in good condition (fair wear and tear accepted) and within the Permitted Maximum Mileage. Excess mileage charges apply. New finance agreements are subject to status.

Finance is available to persons aged 18 years or over, subject to status. Available to customers within the UK (excludes Channel Islands and Isle of Man). Suzuki Finance, part of Lloyds Banking Group, St. William House, Tresillian Terrace, Cardiff CF10 5BH.

WARRANTY

With Suzuki, getting your new car is just the start. Because we'll help you make the most of the journey now and in the future too. Here's a quick heads up of what we can offer.

Warranty. It's about trust.

Every new Suzuki comes with a comprehensive three year or 60,000 mile warranty (whichever comes first) and a twelve year anti-perforation warranty.[†] The warranty is also transferable to other owners too. So they can also have peace of mind.

Roadside recovery.

We'll be right there. We're always around if you need breakdown assistance too – from the flat tyre, to the unforeseen accident. New cars come with a one year Suzuki Assistance plan provided by the AA Suzuki Assistance team. The cover includes 24 hour Roadside and Home Start cover – with European assistance too.

Talk to us.

The Suzuki Information Service could talk all day about your Suzuki. From the product range to services for drivers, they can fill you in on everything. So if you've got a question, just get in touch on 0800 804 8828 or at Suzuki GB PLC, Steinbeck Crescent, Snelshall West, Milton Keynes, Bucks MK4 4AE.

[†]Jimny comes with 6 year anti-perforation warranty

TECHNICAL SPECIFICATIONS

MODEL		1.2 Petrol Manual	1.2 Petrol Automatic	1.2 Dualjet Manual	1.2 Petrol Manual 4x4	1.2 Dualjet Manual 4x4	1.6 Petrol Manual
Available Grades		3-door: SZ2, SZ3 5-door: SZ2, SZ3, SZ4	5-door SZ4	5-door SZ4	5-door SZ3 4x4	5-door SZ4 4x4	3-door / 5-door Sport
Engine	Type	K12B	K12B	K12B Dualjet	K12B	K12B Dualjet	M16A
	Number of cylinders	4	4	4	4	4	4
	Number of valves	16	16	16	16	16	16
	Piston displacement	cm ³	1,242	1,242	1,242	1,242	1,586
	Maximum output	PS (kW)/rpm	94 (69) / 6,000	94 (69) / 6,000	90 (66) / 6,000	94 (69) / 6,000	136 (100) / 6,900
	Maximum torque	Nm (lbf)/rpm	118 (87) / 4,800	118 (87) / 4,800	120 (88) / 4,400	118 (87) / 4,800	160 (118) / 4,400
	Fuel distribution	Multi Pt	Multi Pt	Multi Pt	Multi Pt	Multi Pt	Multi Pt
	EU emission standard	Euro 5	Euro 5	Euro 5	Euro 5	Euro 5	Euro 5
Transmission	Type	5-speed manual	4-speed automatic	5-speed manual	5-speed manual 4-wheel Drive	5-speed manual	6-speed manual
	Gear ratio	1st	3.454	2.875	5.454	3.545	3.615
		2nd	1.857	1.568	1.904	1.904	2.047
		3rd	1.280	1.000	1.280	1.310	1.518
		4th	0.966	0.697	0.966	0.969	1.156
		5th	0.757	-	0.783	0.769	0.918
		6th	-	-	-	-	0.794
	Reverse	3.272	2.300	3.272	3.250	3.250	3.481
	Final gear ratio	4.388	4.375	4.176	4.411	4.411	3.944
Weights & Dimensions	Tyres	175/65 R15 (SZ2) 185/55 R16 (SZ3,SZ4)	185/55 R16	185/55 R16	185/55 R16	185/55 R16	195/45 R17
	Overall length	mm	3,850	3,850	3,850	3,850	3,890
	Overall width	mm	1,695	1,695	1,695	1,695	1,695
	Overall height	mm	1,510	1,510	1,500	1,535	1,510
	Wheelbase	mm	2,430	2,430	2,430	2,430	2,430
	Minimum turning circle	m	10.4	10.4	10.4	10.4	10.4
	Ground clearance	mm	140	140	130	160	130
	Seating capacity	Persons	4 (3-door) / 5 (5-door)	5	5	5	4 (3-door) / 5 (5-door)
	Luggage capacity (seatback folded, VDA)	litres	512 (3-door) / 528 (5-door)	528	528	533	512
	Luggage capacity (seatback raised, VDA)	litres	211	211	211	211	211
	Kerb weight inc full options	kg	1,005 (3-door) / 1,020 (5-door)	1,040	1,030	1,085	1,045
	Gross vehicle weight	kg	1,480	1,480	1,480	1,560	1,480
	Max towing weight (braked)	kg	1,000	200	1,000	1,000	-
	Max towing weight (un-braked)	kg	400	200	400	400	-
Performance & Economy	Maximum speed	mph	103	99	103	103	121
	0-62 mph	seconds	12.3	13.5	12.3	13.4	8.7
	Fuel tank capacity	litres	42	42	42	40	42
	CO ₂ emissions	g/km	116	128	99	126	147
	Urban	mpg (l/100km)	46.3 (6.1)	41.5 (6.8)	57.6 (4.9)	43.4 (6.5)	51.3 (5.5)
	Extra-Urban	mpg (l/100km)	64.2 (4.4)	57.6 (4.9)	72.4 (3.9)	57.6 (4.9)	64.2 (4.4)
	Combined	mpg (l/100km)	56.5 (5.0)	50.4 (5.6)	65.7 (4.3)	51.3 (5.5)	58.8 (4.8)
							44.1 (6.4)

EQUIPMENT

	SZ2	SZ3 (including 4x4)	SZ4 (except 4x4)	SZ4 4x4	Sport
SAFETY					
ABS with EBD and Brake Assist function	◆	◆	◆	◆	◆
ESP® (Electronic Stability Program) *	◆	◆	◆	◆	◆
Hill hold control feature (automatic only)			◆		
Driver & front passenger airbags	◆	◆	◆	◆	◆
Front passenger airbag deactivation system	◆	◆	◆	◆	◆
Side airbags (incorporated into front seats)	◆	◆	◆	◆	◆
Curtain airbags	◆	◆	◆	◆	◆
Driver knee airbag	◆	◆	◆	◆	◆
Front 3-point ELR seatbelts with pretensioner, force limiter and height adjuster	◆	◆	◆	◆	◆
Rear 3-point ELR seatbelts	◆	◆	◆	◆	◆
Foot-protecting brake and clutch pedals	◆	◆	◆	◆	◆
Side impact protection beams	◆	◆	◆	◆	◆
High mounted stop lamp	◆	◆	◆	◆	◆
ISOFIX child seat anchorages	◆	◆	◆	◆	◆
Child seat tether anchorages	◆	◆	◆	◆	◆
Childproof rear door locks	◆	◆	◆	◆	◆
Tyre pressure monitor	◆	◆	◆	◆	◆
Emergency flat tyre repair kit	◆	◆	◆	◆	◆
SECURITY					
Immobiliser	◆	◆	◆	◆	◆
Remote central door locking	◆	◆	◆	◆	◆
Deadlocks	◆	◆	◆	◆	◆
Freewheeling key cylinders	◆	◆	◆	◆	◆
Visible VIN	◆	◆	◆	◆	◆
Locking wheel bolts					◆
COMFORT AND CONVENIENCE					
Engine auto start/stop system (Dualjet models only)			◆	◆	
Cruise control			◆	◆	◆
Keyless entry with engine start button			◆	◆	◆
Driver seat height adjuster	◆	◆	◆	◆	◆
Electric front windows with drivers side auto-up and down	◆	◆	◆	◆	◆
Electric rear windows (5-door only)	◆	◆	◆	◆	◆
Rear seat with 60:40 split	◆	◆	◆	◆	◆ (5dr only)
Front accessory socket	◆	◆	◆	◆	◆
Front sun visors with vanity mirrors	◆	◆	◆	◆	◆
Front assist grips x 2	◆	◆	◆	◆	◆
Rear assist grips x 2	◆	◆	◆	◆	◆
Power steering	◆	◆	◆	◆	◆
Tilt-adjustable steering wheel	◆	◆			
Tilt and telescopic adjustable steering wheel			◆	◆	◆
Tachometer	◆	◆	◆	◆	◆
Gear shift indicator (manual only)	◆	◆	◆	◆	◆
Digital clock	◆	◆	◆	◆	◆
Outside temperature display	◆	◆	◆	◆	◆
Fuel consumption display (average/instantaneous) and range display	◆	◆	◆	◆	◆
Remote fuel lid opener	◆	◆	◆	◆	◆
Low fuel warning lamp	◆	◆	◆	◆	◆
Lights-on and key-in reminder	◆	◆	◆	◆	◆
Front map light		◆	◆	◆	◆
Centre cabin light	◆	◆	◆	◆	◆
Luggage area lamp	◆	◆	◆	◆	◆
Front seatbelt warning lamp & alarm	◆	◆	◆	◆	◆

	SZ2	SZ3 (including 4x4)	SZ4 (except 4x4)	SZ4 4x4	Sport
HEATING & VISIBILITY					
Automatic air conditioning			◆	◆	◆
Manual air conditioning		◆			
Pollen filter	◆	◆	◆	◆	◆
Front fog lamps	◆	◆	◆	◆	◆
Front wiper with adjustable intermittent	◆	◆	◆	◆	◆
Rear wiper with intermittent	◆	◆	◆	◆	◆
Automatic headlamps			◆	◆	◆
HID projector headlamps					◆
Halogen multi-reflector headlamps	◆	◆	◆	◆	
LED daytime running lights	◆	◆	◆	◆	
Automatic headlamp levelling					◆
Electrically adjustable, heated door mirrors	◆	◆	◆	◆	◆
Electrically folding door mirrors					◆
STORAGE					
3 cup holders	◆	◆	◆	◆	◆
Glove box	◆	◆	◆	◆	◆
Upper storage tray with lid	◆	◆	◆	◆	◆
Front passenger side seatback pocket	◆	◆	◆	◆	◆
Ticket holder (on driver's sun visor)	◆	◆	◆	◆	◆
Centre console with storage	◆	◆	◆	◆	◆
Storage pocket with bottle holder, all doors	◆	◆	◆	◆	◆
ENTERTAINMENT & COMMUNICATION					
CD tuner with USB socket	◆	◆	◆	◆	◆
DAB digital radio			◆	◆	◆
4 speakers & 2 tweeters	◆	◆	◆	◆	◆
Bluetooth integrated into audio unit		◆	◆	◆	◆
Navigation system			◆	◆	◆
Steering wheel mounted audio controls	◆	◆	◆	◆	◆
STYLING					
17" alloy wheels					◆
16" alloy wheels		◆	◆	◆	
15" steel wheels with full wheel caps	◆				
Rear privacy glass			◆	◆	◆
3-spoke leather-covered steering wheel	◆	◆	◆	◆	◆
Body colour exterior door handles and mirrors	◆	◆	◆	◆	◆
Black-coloured A & B pillars	◆	◆	◆	◆	◆
Front and rear skid plates				◆	
Wheel arch extensions with side skirts				◆	
Tailgate mounted roof spoiler					◆
MONROE® shock absorbers **					◆
Stainless steel sport pedals					◆
Dual exhaust exits					◆
Side sill covers					◆

*ESP® is a registered trademark of Daimler AG.

**MONROE® is a registered trademark of Tenneco



READY TO TAKE A TEST DRIVE?

YOU MAY NOT WANT TO GIVE THE CAR BACK.

VISIT YOUR LOCAL AUTHORISED SUZUKI DEALER OR SUZUKI.CO.UK/CARS

Specifications shown have been achieved by production models under standard operating conditions. Data is intended to describe vehicles and their performance fairly, but may not apply to every vehicle. Colours, specifications and equipment may vary without notice. All details correct at time of going to press: March 2015. Vehicles shown throughout this brochure are for illustration only and may feature non-UK equipment.

Suzuki GB PLC, Steinbeck Crescent, Snelshall West, Milton Keynes, Bucks MK4 4AE. Suzuki Information Service: 0800 804 8828 (calls may be recorded or monitored)



Way of Life!