

SWIFT

Sport



MOST SATISFIED CUSTOMERS
CARS - 2015



Way of Life!

All the sport you can handle

Swift Sport is the ultimate expression of Swift's DNA. Each element has been evolved to deliver a cutting edge sports experience, with the performance and character of a European hot hatch. It urges you to express yourself. To have fun. To hold nothing back. It says drive because you love to, not just to get from A to B. From the bold front grille to its flowing roofline with rooftop spoiler, every inch of Swift Sport's design reminds you why it claimed AMI Insurance NZ Autocar Small Car of the Year.



SWIFT
Sport







Change it up a gear

Strong acceleration goes hand in hand with great fuel economy thanks to Swift Sport's high performance, twin camshaft, 1600cc VVT engine. This new peak in efficiency not only satisfies your desire for sharp performance but also answers the global need for lower CO2 emissions. A choice of six-speed manual or high-performance CVT automatic transmission heightens the excitement by fully engaging you in the drive. Every detail, from the specially designed suspension to the stylish alloys, has been carefully considered to ensure a head-turning performance on the street.

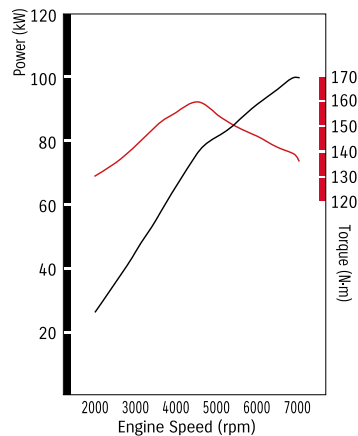


Ventilated front and solid rear disc brakes inspire confidence by giving plenty of stopping power with a natural, linear pedal feel.



Quick, stable and natural-feeling cornering

Upgraded suspension with Monroe®* shock absorbers provides confidence-inspiring, sure-footed handling at all speeds, with a satisfyingly quick response to every turn of the wheel. Built-in rebound springs on the front suspension struts keep roll angles impressively low without compromising ride comfort. Cornering is flat, smooth and controlled.



Exhilarating acceleration

Swift Sport's specially designed 1.6-litre engine has a variable intake system and other advanced technologies that draw more air into the cylinders to boost performance. The engine's maximum output is increased to 100kW with high torque right across the rev range.

Maximum output
100/6,900 kW/rpm

Maximum torque
160/4,400 N-m/rpm

ECON
6.1 – 6.5
L/100kms combined

CO2
144 – 153
grams per kilometre



Close-ratio six-speed manual transmission keeps you in the midst of the engine's power band, delivering eager acceleration at all times. The continuously variable transmission (CVT) option offers automatic shifting for relaxed driving or you can use the seven-gear manual mode for a true sporting experience.

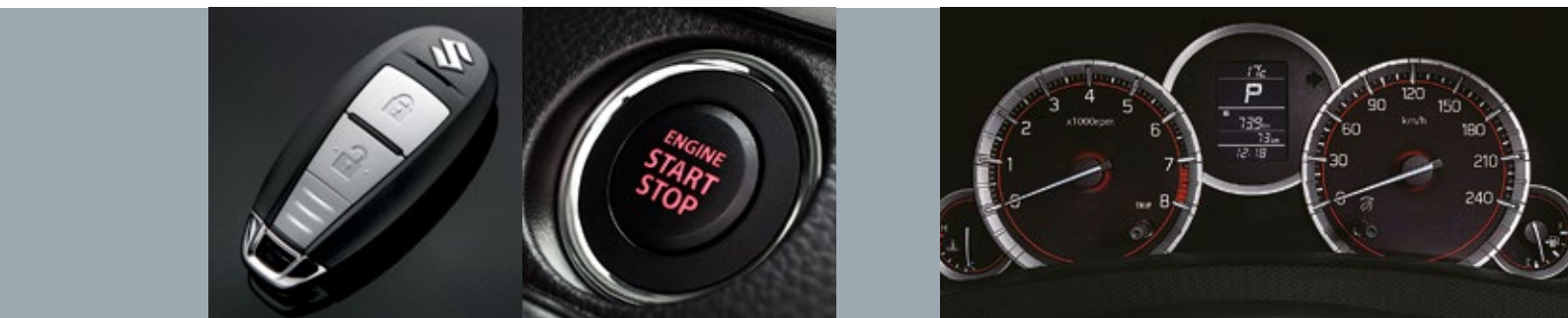
17-inch alloy wheels combine great looks with the low weight that's vital for nimble footwork. The wheel rims are made in a special flow-forming process that makes them both light and strong.

Dual exhaust pipes and a metallic-grey diffuser enhance the new Swift Sport's performance and provide the finishing touches to its finely tuned looks.



A cool new interior

Every part of the sporty cockpit turns your mind towards the beckoning road. The body-hugging sports seats and tactile fabrics highlight Swift Sport's dynamic personality. The chronograph-style meter cluster is a reminder that performance has a purpose. The new Garmin touch-screen satellite navigation and infotainment system will guide your journey, with your favourite sounds and up to the minute connectivity. Even the red-stitched soft leather steering wheel with thumb grips is an invitation to immerse yourself in the next bend in the road.





A keyless, push-start system allows you to fire up the engine with the push of a button, as you would a true racing car. The doors and tailgate can be locked and unlocked using a small remote control.

Five high-legibility meters keep you informed at all times. A digital display shows a tripmeter and odometer, a clock, the outside temperature, the fuel consumption, and the range on remaining fuel.



Styled for the individual

The extensively adjustable driver's seat positions you for the ultimate driving enjoyment. The tilt and telescopic-adjustable steering wheel allows the most natural grip. Your audio system can also be controlled from the steering wheel, and you can effortlessly maintain a constant speed on long trips by using cruise control. If you choose the CVT transmission, shift paddles are positioned for fingertip control enabling you to take complete control of your driving experience without letting go of the wheel.



Stainless-steel pedals create a true sporting look and feel for added driving enjoyment.

Swift Sport comes complete with a Garmin™ touch-screen satellite navigation and infotainment system including 2D and 3D maps, handsfree calling, address book copying with supported phones, connection to iPod or other USB audio device, CD and SD card playing, and quality AM/FM audio system with six speakers placed around the cabin.

Bluetooth connectivity provides hands-free communication while you're on the road.

Climate-control air conditioning automatically maintains ideal driving conditions inside Swift Sport.



Relax and enjoy the drive

Performance, safety and comfort take a front seat in the Swift Sport. Comprehensive safety measures expand the driving experience by protecting you and enhancing your ability to manoeuvre away from dangers on the road. The chassis systems, wheels and even the tyres have been developed to ensure Swift Sport grips and handles exactly as you expect. The generously roomy, ergonomically designed cabin and supportive race-style seating assures the relaxation you need to get true pleasure from the journey ahead.

ABS
With EBD and
brake assist

**7 AIR
BAGS**

ESP®
Electronic Stability
Programme

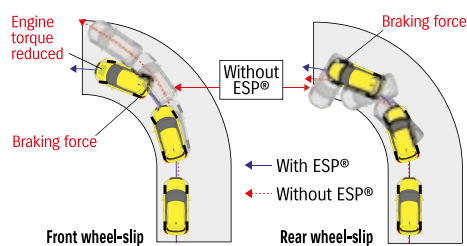
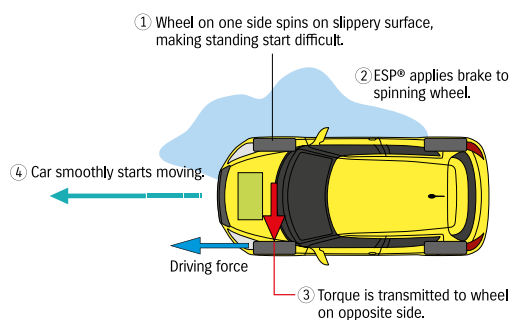
TECT
BODY DESIGN



Handy storage spaces are available throughout Swift Sport, with bottle holders in the front console and each of the doors.

Extra support is provided by deep bolsters on the special race-bred front seats. Side-support pipes are also hidden inside.






The reassurance of ESP®

ESP® (Electronic Stability Programme) monitors the car's lateral movement and controls the braking forces and engine torque to counteract wheel-slip and boost stability. By combining the power of anti-lock braking, electronic brakeforce distribution and stability control, ESP allows you to enjoy Swift Sport's performance with confidence.



THE SEVEN AIRBAG SYSTEM Dual front, driver and passenger side, front and rear curtain and driver's knee airbag, combine with ABS, EBD, ESP® and TECT body design to gain Swift Sport the highest possible 5-stars in the ANCAP safety ratings.



Swift Sport's body directs impact forces away from passengers. In the event of an unavoidable collision. Extensive use of high-tensile steel makes the body strong and light.

SWIFT Sport

| COMFORT | MAN | CVT |
|--|-----|-----|
| Power steering with tilt and telescopic adjustment | • | • |
| Keyless push-button start system | • | • |
| Cruise control | • | • |
| Electric windows – front and rear | • | • |
| Electrically adjustable exterior mirrors | • | • |
| Central door locking | • | • |
| Remote-controlled door locks with hazard answer-back | • | • |
| Audio system 6 speaker touch-screen tuner/CD/SD/MP3 | • | • |
| Satellite navigation | • | • |
| USB input and front auxiliary | • | • |
| Steering wheel audio controls | • | • |
| Handsfree Bluetooth connectivity | • | • |
| Climate control air conditioning with pollen filter | • | • |

INSTRUMENT PANEL

| | | |
|---|---|---|
| Tachometer | • | • |
| Info display | | |
| Digital clock | • | • |
| Outside temperature gauge | • | • |
| Gear position indicator (CVT) | - | • |
| Fuel consumption instant/average/range | • | • |
| Light-off / key reminder | • | • |
| Driver's and passenger's seat belt alarm and warning lamp | • | • |
| Door ajar warning lamp | • | • |
| Fuel warning indicator | • | • |

INTERIOR

| | | |
|---|---|---|
| 3-spoke leather covered steering wheel with steering lock | • | • |
| Sports seats | • | • |
| Front seat height adjuster – driver's side | • | • |
| CVT paddle shifters | - | • |
| Stainless steel pedal plates | • | • |
| Driver's footrest | • | • |
| Front map lights | • | • |
| Silver-coloured shift knob | • | - |
| Cabin light – 3-position | • | • |
| Luggage area light | • | • |
| Cup holders (1 front and 2 rear) | • | • |
| Bottle holders (2 front and 2 rear) | • | • |
| Day / night rear view mirror | • | • |
| Sunvisors with ticket holders & vanity mirrors | • | • |
| Front seatback pocket – passenger's side | • | • |
| 60:40 split folding rear seat | • | • |
| 3 x rear seat head restraints | • | • |
| Assist grips x 4 with coat hooks x 2 | • | • |
| 12V accessory socket | • | • |
| Convenience hook on passenger's seat back | • | • |
| Rear luggage shelf | • | • |
| Removable false floor in boot | • | • |
| Remote fuel lid opener | • | • |

| EXTERIOR | MAN | CVT |
|--|-----|-----|
| Sport styling | | |
| Front bumper and grille | • | • |
| Rear bumper | • | • |
| Side under spoilers | • | • |
| Rear upper spoiler | • | • |
| Rear lower diffuser | • | • |
| Black-coloured A and B pillars | • | • |
| Dual exhaust pipes | • | • |
| Body-coloured mirrors and door handles | • | • |
| Mirrors with built-in signal lamps | • | • |
| Headlamps | | |
| HID (High Intensity Discharge) projector | • | • |
| Automatic levelling | • | • |
| Washers | • | • |
| 2-speed wipers with variable intermittent and washer | • | • |
| Rear window demister, & wiper/washer with intermittent | • | • |
| Green tinted windows | • | • |
| Rear centre aerial | • | • |
| Electromagnetic tailgate opener | • | • |
| Front fog lamps | • | • |
| 17 inch alloy wheels | • | • |

SAFETY & SECURITY

| | | |
|--|---|---|
| ABS with EBD and brake assist | • | • |
| Electronic Stability Programme (ESP®) | • | • |
| Hill hold control | - | • |
| SRS dual front airbags | • | • |
| Driver and passenger side airbags | • | • |
| Front and rear curtain airbags | • | • |
| Driver's knee airbag | • | • |
| Side impact beams | • | • |
| Head impact protection pad | • | • |
| Shift lock & key interlock | - | • |
| Decoupling mechanism for brake and clutch pedals | • | • |
| Height-adjustable seatbelt anchorages | • | • |
| Seat belts | | |
| Front – 3-point ELR (with pre-tensioner) | • | • |
| Rear – 3-point ELR x 3 | • | • |
| High mounted stop lamp | • | • |
| ISOFIX child seat restraint system x 2 | • | • |
| Child seat tether anchorages x 3 | • | • |
| Driver's door security unlock | • | • |
| Child-proof rear door locks | • | • |
| Puncture sealant kit | • | • |
| Engine immobiliser | • | • |



Champion Yellow 4




Ablaze Red Pearl 2



Boost Blue Pearl
Metallic



Super Black Pearl



Premium Silver
Metallic



Pure White Pearl

DIMENSIONS

| | | | |
|------------------------|-------|----|-------|
| DIMENSIONS | | | |
| Overall length | | mm | 3,890 |
| Overall width | | mm | 1,695 |
| Overall height | | mm | 1,510 |
| Wheelbase | | mm | 2,430 |
| Tread | Front | mm | 1,470 |
| | Rear | mm | 1,475 |
| Ground clearance | | mm | 130 |
| Minimum turning radius | | m | 5.2 |

WEIGHTS

| | | |
|-----------------------|-----------|-------------|
| Curb weight (min.) kg | 6MT / CVT | 1,060/1,075 |
| Gross vehicle weight | kg | 1,520 |

ENGINE

| | | | |
|---------------------|----------------------|-----------|-----|
| Type | M16A with VVT | | |
| Number of cylinders | 4 | | |
| Number of valves | 16 | | |
| Piston displacement | cm3 | 1,586 | |
| Bore x stroke | mm | 78.0×83.0 | |
| Compression ratio | 11.0:1 | | |
| Maximum output | kW/rpm | 100/6,900 | |
| Maximum torque | Nm/rpm | 160/4,400 | |
| Fuel distribution | Multipoint injection | | |
| Fuel type | 95RON | | |
| Fuel consumption* | Combined MT | L/100 km | 6.5 |
| | Combined CVT | L/100 km | 6.1 |
| CO2 emissions | MT | g/km | 153 |
| | CVT | g/km | 144 |

TRANSMISSION

| | | | |
|-------------|---------|-------|---------------|
| Type | 6-speed | | CVT |
| Gear ratios | 1st | 3.615 | 4.006 – 0.550 |
| | 2nd | 2.047 | |
| | 3rd | 1.518 | |
| | 4th | 1.156 | |
| | 5th | 0.918 | |
| | 6th | 0.794 | |
| | Reverse | 3.481 | 3.771 |
| Final | 3.944 | 4.011 | |

CHASSIS

| | | |
|------------|-------|-----------------------------------|
| Steering | | Rack & pinion |
| Brakes | Front | Ventilated disc |
| | Rear | Disc |
| Suspension | Front | MacPherson strut & coil spring |
| | Rear | Torsion beam & coil spring |
| Tyres | | 195/45R17 |

CAPACITY

| | | | |
|-------------------------------|------------------|--------|-----|
| Seating capacity | Persons | 5 | |
| Luggage capacity (VDA Method) | Rear seat folded | Litres | 533 |
| | Rear seat raised | Litres | 210 |
| Fuel tank capacity | Litres | 42 | |



*Fuel consumption will vary due to factors such as vehicle condition, driving style and traffic conditions.



SUZUKI NEW ZEALAND LIMITED 1 HEADS ROAD, WANGANUI, NEW ZEALAND. WWW.SUZUKI.CO.NZ

Standard and optional equipment available may vary from time to time. Some international models illustrated – please enquire at your Suzuki dealer for exact specifications. Suzuki New Zealand Ltd reserves the right to change, without notice, prices, colours, materials, equipment, specifications and models, and also to discontinue models. Fuel consumption information is provided for comparative purposes only. Your fuel consumption will vary due to factors such as vehicle condition, driving style and traffic conditions. Oct 2015 #SZA0352.