

SX4 **S-CROSS**



Way of Life!



THE BEST OF BOTH WORLDS

From sports and camping to travel and adventure, pack more in with the all new Suzuki S-Cross. Let your imagination run wild as each city street turns into a path to freedom. With its stunning European design, the reassurance of 5-star safety, outstanding fuel economy and an extra roomy cabin, the S-Cross is ready to play.



SX4
S-CROSS



SEE THE EXTRAORDINARY

The moment you see the all new Suzuki S-Cross you'll want to make it your own. The edgy crossover design says let nothing hold you back. The dynamic performance promises you won't have to. From the front, the S-Cross is bold and dynamic. From the rear, you see the solid stability of an all-terrain master. Look from the side and be moved by sporty lines that flow toward freedom. No matter what angle, no matter where you go, the message is the same: stand apart from the crowd.



Vehicle shown with optional accessories.



HID HEADLAMPS

Auto-levelling high-intensity discharge (HID) with washers and LED position lamps (LTD).



FRONT FOG LAMPS

Chrome-accented fog lamps echo the dynamic contours of the headlamps (LTD).



INTEGRATED ROOF RAILS

The black (GLX) or silver (LTD) roof rails combine sharp looks with aerodynamic smoothness, and ensure the S-Cross is always ready for your next adventure.



AERODYNAMIC MIRRORS

The body-coloured door mirrors are shaped for low drag, low wind noise, and accordingly superior fuel economy. They have built-in turn-signal lamps on the LTD model.



REALISE YOUR POTENTIAL

S-Cross is built to challenge expectations on and off road. Its strong go-anywhere performance and smart design inspires new directions. Its innovative technology opens new roads. It begs you to cast limitations aside and expand your definition of freedom. Now, see how far that freedom can take you.



POWER WHERE YOU NEED IT

Designed to deliver higher energy output with maximum efficiency, the 1.6 litre S-Cross engine is more fuel-efficient, with lower CO2 emissions than many similar sized units.



CVT AUTOMATIC

Continuously variable transmission provides smooth power delivery and improved fuel efficiency, and can also be operated in a 7-stage 'steptronic' mode from the gear lever, or via steering wheel mounted paddle shifters (LTD).



FIVE SPEED MANUAL

The 5-speed transmission is designed to take advantage of the engine's torque potential and to provide an overdrive for smooth, efficient highway driving.



HIGH-PERFORMANCE SUSPENSION

The S-Cross suspension system has been tuned to ensure the best possible combination of stability, comfort, and quietness.



SPREAD YOUR WINGS

S-Cross is all about having no borders. For a big load of cargo, big dreams, or a big family, the innovative design accommodates it all with room to spare. Its flexibility gives you options: more things to carry, more places to go, and more ways to enjoy life. The aerodynamic lines give a feeling of perpetual motion. Let that be your inspiration.



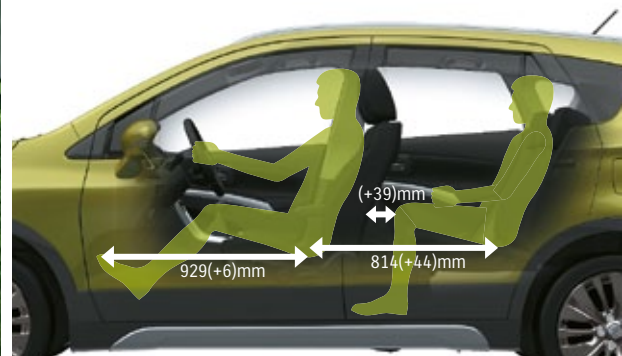
BUILT TO TRAVEL

Even with five people aboard, there's 430 litres of luggage space. A multi-position luggage board, light, luggage hooks and a 12V accessory socket provide added convenience.



FLEXIBLE SPACE

The 60:40 rear seat configuration allows larger items to be stowed in the rear, while still providing space for two passengers.



ROOMIER CABIN

Five adults can stretch out in comfort with increased cabin room compared to the SX4. Plentiful legroom assures a relaxing ride.



ADJUSTABLE STEERING WHEEL

Telescopic and tilt adjustment on the steering wheel allows drivers to position it according to their size and personal preference.



ADJUSTABLE SEATING

A height adjustable driver's seat ensures the ideal driving position, providing all-round visibility, as well as better comfort and ease of entry and exit. The LTD model has dual-position seatbacks in the rear, creating extra space for luggage or relaxation.



HANDY STORAGE SPACES

Console boxes provide extra storage space, along with bottle and cup holders, and a seatback pocket. The centre console box also contains a built-in USB port.



INTERIOR LIGHTING

In addition to cabin overhead and centre lighting, the LTD model features vanity mirrors lights, map lamps, centre lower console box lighting and illuminated front footwells.

PACIFY





MORE IN

Vehicle shown with optional accessories.



FEEL THE DIFFERENCE

Step inside the all new S-Cross and you're immediately wrapped in refinement. You feel the quality in the plush seats and flowing surfaces, and sense that every detail is exactly where it should be. The car becomes part of you, as inspired and excited about exploring the world as you are.

(Leather interior shown not available in NZ)



AIR CONDITIONING

Dual-zone climate control gives personalised comfort by letting the driver and front passenger set temperatures independently of each other (LTD). GLX models include standard air conditioning, and both models feature a pollen filter for added comfort during summer travel.



INFORMATION DISPLAY

A quick glance at the comprehensive display shows temperature and fuel consumption, speedometer, tachometer, driving range and a gear optimiser indicator when in manual. Driving mode is shown in ALLGRIP models.



KEYLESS ENTRY AND START SYSTEM

Lets you unlock the vehicle by pressing a button on the door handle, and start the car while the key stays safely in your pocket (LTD).



SAT NAV AND INFOTAINMENT SYSTEM

LTD models come complete with a new Garmin™ satellite navigation system, a 6.1-inch touch-screen display, 2D and 3D maps, and voice recognition. The system also controls audio, USB input with iPod control and Bluetooth® calling.



REVERSING CAMERA

A rearview camera feeds into the dashboard display to help you reverse easily, with enhanced visibility and confidence (LTD).



AUDIO CONTROL

A high quality, MP3 compatible audio system enables you to take your own soundtrack along for the ride. Buttons are built into the steering wheel, allowing you to fine-tune your music on the road.



CRUISE CONTROL

Keep your speed under the legal limit while cruising comfortably and consistently on open roads and longer trips.



HANDSFREE CALLING

Bluetooth® connectivity allows you to answer calls while you're travelling, without moving your hands from the wheel or your attention from the road.



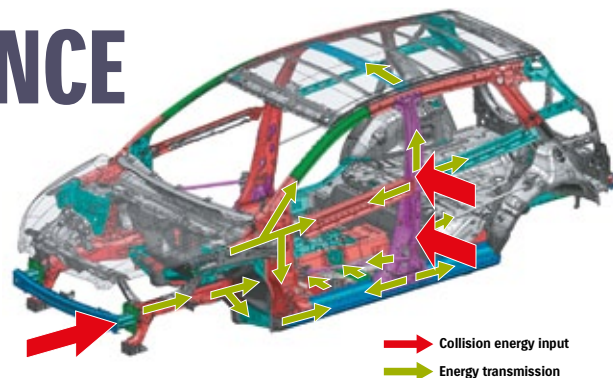
AUTOMATIC WIPERS

The wipers start automatically when they sense raindrops, and adjust their speed to match the rainfall and speed of the car (LTD).



EXPLORE WITH CONFIDENCE

Let your sense of adventure take the lead in the all new S-Cross. Set out in a vehicle that's been designed and built for the unexpected. High performance technologies help keep you safe on the road, backed up by top-of-the-line safety features. Take the adventurous road. Take the safe road. They're the same in the S-Cross.



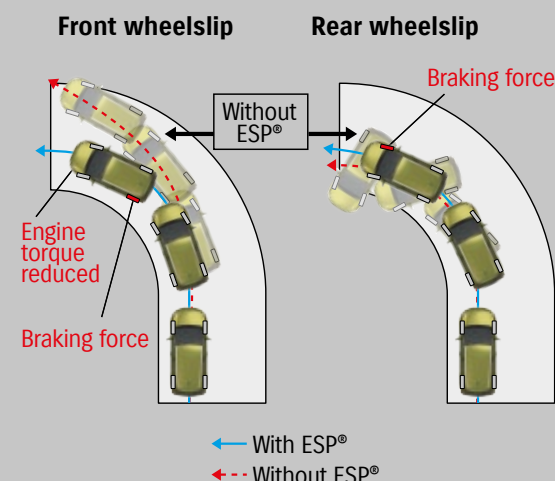


Vehicle shown with optional accessories.



SEVEN AIRBAGS

Extra protection comes from front and side airbags for the driver and front passenger, a knee airbag for the driver, and left and right side curtain airbags.



ESP® CONTROL SYSTEM

An Electronic Stability Programme (ESP) supplements the inherent stability by automatically adjusting the engine and brakes if the wheels lose traction.

HILL-HOLD ASSIST (CVT)

Hill-hold assist prevents the vehicle from rolling backwards when moving your foot from the brake to the accelerator pedal, making hill-starts safer.

5-STAR SAFETY

S-Cross has received a maximum 5-star rating in the new independent crash testing results from Euro NCAP, and acknowledged as one of Europe's safest cars.

SAFETY-ENGINEERED BODY

The body incorporates Suzuki's TECT (Total Effective Control Technology) for lightness and occupant safety. Crumple zones absorb and dissipate energy, and remaining energy is directed around the cabin.

ABS WITH EBD

Braking force on each wheel is automatically adjusted to provide exactly the right amount of pressure and bring the car to a safe, controlled stop.

BRAKE OVERRIDE SYSTEM

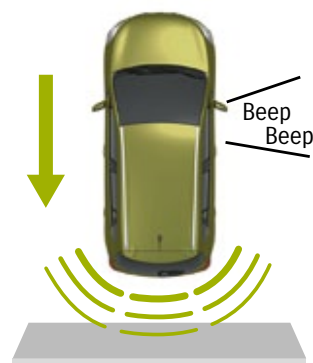
All models are fitted with throttle override technology, enabling the driver to halt the car in the unlikely event the brake and accelerator pedal are depressed at the same time. Should impact occur, the brake pedal will detach, further protecting the driver.

REAR PARKING SENSORS

Four ultrasonic sensors in the rear bumper help with parking by detecting obstacles and sending a visual and audio warning to the driver (LTD).

SEATBELTS


Front and rear seats are equipped with three-point ELR seatbelts with pretensioners and force limiters for enhanced safety. Rear seats also include two ISOFIX and three child seat tether anchorages.





ALLGRIP. ALL EVERYTHING.

The all new S-Cross is a true all-weather, all-terrain, all-you-need performer. Refined on the road, tough when you venture off it, it's an invitation to go wherever you please. The selectable ALLGRIP iAWD (intelligent All Wheel Drive) technology delivers driving pleasure and peace of mind in any conditions. Just set the dial and let the S-Cross conquer the road or whatever surface lies before you.



AUTO MODE

Prioritises fuel economy in typical driving conditions. The system automatically switches to 4WD if it detects slippage.



SPORT MODE

Improves cornering performance by allocating more torque to the rear wheels. Engine response is improved by optimizing the accelerator and torque characteristics in a CVT-equipped vehicle.



SNOW MODE

Optimal for snowy, unpaved, and other slippery surfaces. Enhances traction during acceleration and promotes stability.



LOCK MODE

For getting out of snow, mud, or sand. Apportions more torque to the rear wheels, while the ESP and other control technologies are optimised to get the car free.



EQUIPMENT

COMFORT		GLX 2WD	LTD 2WD	GLX iAWD	LTD iAWD
Power steering		●	●	●	●
Tilt and telescopic-adjustable steering wheel		●	●	●	●
Electric windows front and rear		●	●	●	●
Steering wheel CVT shift paddles		-	●	-	●
Cruise control		●	●	●	●
Entry and start	Remote central door locking with answer-back	●	●	●	●
	Keyless entry and push-button start	-	●	-	●
Air conditioning	Manual with pollen filter	●	-	●	-
	Dual zone climate control with pollen filter	-	●	-	●
Audio system	Tuner/CD/MP3	●	-	●	-
	Touch-screen tuner/CD/SD/MP3 with front auxiliary	-	●	-	●
	Satellite navigation and reversing camera	-	●	-	●
	USB input	●	●	●	●
	Handsfree Bluetooth® connectivity	●	●	●	●
	Four speaker system	●	-	●	-
	Seven speaker system	-	●	-	●
Door mirrors	Electrically adjustable	●	●	●	●
	Electrically folding with integrated turn signals	-	●	-	●
INSTRUMENT PANEL					
Tachometer		●	●	●	●
Illuminated instrument panel with dimmer		●	●	●	●
Information display	Outside temperature, digital clock, gear indicator	●	●	●	●
	Fuel consumption (instantaneous/average)	●	●	●	●
	ALLGRIP driving mode indicator	-	-	●	●
Lights-on key reminder and door-ajar warning lamp		●	●	●	●
Seatbelt warning system for all seating positions		●	●	●	●
INTERIOR					
Cabin lights	Front map, centre cabin, glovebox	●	●	●	●
	Front footwell, console box, vanity mirrors	-	●	-	●
Automatic dimming rearview mirror		-	●	-	●
Drink holders	4 front, 2 rear	●	-	●	-
	4 front, 4 rear	-	●	-	●
Steering wheel	Urethane with cruise, audio, and phone controls	●	-	●	-
	Leather with cruise, audio, and phone controls	-	●	-	●
Front seats	Extendable front seat armrest	●	●	●	●
	Lever-type seat height adjuster (driver's side)	●	●	●	●
Rear seats	60:40 split folding	●	●	●	●
	Centre armrest	-	●	-	●
	2-position reclining mechanism	-	●	-	●
	Adjustable head restraints x 3	●	●	●	●
Contrast seat fabric stitching and chrome garnishes		-	●	-	●
Front door storage pockets / arm rests		●	●	●	●
Overhead console box		-	●	-	●
Rear luggage board and luggage tie-down hooks		●	●	●	●
12V accessory socket front and rear		●	●	●	●
EXTERIOR					
Styling	Wheel arch and under-protection mouldings	●	●	●	●
	Black roof rails and under garnishes	●	-	●	-
	Silver roof rails and under garnishes	-	●	-	●
	Chrome accent grille and fog lamp garnish	-	●	-	●
Headlamps	Halogen multi-reflector	●	-	●	-
	HID projector with LED position lamps	-	●	-	●
	Automatic light-sensing	-	●	-	●
	Auto-levelling with washers	-	●	-	●
Front fog lamps		-	●	-	●
Windscreen wipers	Front: 2-speed, variable intermittent, washer	●	●	●	●
	Rear: 1-speed, intermittent, washer	●	●	●	●
	Auto rain-sensing	-	●	-	●
Rear window demister		●	●	●	●
Tyres and wheels	205/60R16 aluminium alloy wheels	●	-	●	-
	205/50R17 aluminium alloy wheels	-	●	-	●
SAFETY AND SECURITY					
ABS with EBD and brake assist function		●	●	●	●
Brake override system		●	●	●	●
Hill-hold assist (CVT)		●	●	●	●
Electronic stability programme (ESP®)		●	●	●	●
4-wheel disc brakes		●	●	●	●
Rear parking proximity sensors		-	●	-	●
Reversing camera		-	●	-	●
SRS dual front airbags		●	●	●	●
Driver's knee airbag		●	●	●	●
Driver and passenger side airbags		●	●	●	●
Front and rear curtain airbags		●	●	●	●
Side impact beams		●	●	●	●
Collapsible steering column		●	●	●	●
Brake and clutch decoupling mechanism		●	●	●	●
Front ELR seatbelts with pre-tensioners and force limiters		●	●	●	●
Rear 3-point ELR seatbelts x3		●	●	●	●
ISOFIX child seat anchorages x2 and tether anchorages x3		●	●	●	●
Child-proof rear door locks		●	●	●	●
Engine security immobiliser		●	●	●	●
Driver's door security unlock		●	●	●	●

SPECIFICATIONS

DIMENSIONS				2WD MODELS		iAWD MODELS	
Overall length	mm			4,300		4,300	
Overall width	mm			1,765		1,765	
Overall height	mm			1,580		1,575	
Wheelbase	mm			2,600		2,600	
Track	Front mm			1,535		1,535	
	Rear mm			1,505		1,505	
Ground clearance	mm			170		165	
Minimum turning radius	m			5.2		5.2	
WEIGHTS							
Curb weight	GLX	kg	Man / Auto	1,095 / 1,125		1,170 / 1,190	
	LTD	kg		1,155		1,220	
Gross vehicle weight	kg			1,740		1,740	
ENGINE							
Type				M16A			
Number of cylinders / valves				4 / 16			
Piston displacement				1,586			
Bore stroke				78.0 x 83.0			
Compression ratio				11:1			
Maximum output				86/6,000			
Maximum torque				156/4,400			
Fuel distribution				Multipoint injection			
Fuel type				91RON			
Fuel consumption (combined)		L/100km		5.8		6.2	
CO2 emissions		g/km		137		146	
TRANSMISSION							
Drive system				Front wheel drive		ALLGRIP iAWD	
Type				5-speed Man	CVT	5-speed Man	CVT
Gear ratios	1st			3.545	4.006 - 0.550	3.545	4.006 - 0.550
	2nd			1.904			
	3rd			1.258			
	4th			0.911			
	5th			0.725			
	Reverse			3.250	3.770	3.250	3.770
Final drive ratio		Front		4.352	3.882	4.352	3.882
CHASSIS							
Steering				Electric power assisted rack and pinion			
Brakes	Front			Ventilated discs			
	Rear			Solid discs			
Suspension	Front			MacPherson strut & coil spring			
	Rear			Torsion beam & coil spring			
Tyres	GLX			205/60R16			
	LTD			205/50R17			
CAPACITIES							
Seating capacity		Persons		5			
Luggage capacity (VDA method)	Rear seatback folded	Litres		875			
	Rear seatback raised	Litres		430			
Fuel tank capacity		Litres		50			



BODY COLOURS:



Cool White Pearl ZNL



Silky Silver Metallic 2 ZCC



Bright Red 5 ZCF



Boost Blue Pearl Metallic 3 ZUM



Crystal Lime Metallic ZUS (LTD only)



Amethyst Grey Pearl Metallic ZUR (LTD only)



S-CROSS GLX



S-CROSS LTD



Way of Life!

SUZUKI NEW ZEALAND LIMITED 1 HEADS ROAD, WANGANUI, NEW ZEALAND. WWW.SUZUKI.CO.NZ

Standard and optional equipment available may vary from time to time. Some international models illustrated – please enquire at your Suzuki dealer for exact specifications. Suzuki New Zealand Ltd reserves the right to change, without notice, prices, colours, materials, equipment, specifications and models, and also to discontinue models. Your fuel consumption will vary due to factors such as vehicle condition, driving style and traffic conditions. Jan 14 #SZA0044.