

Діміч



MOST SATISFIED CUSTOMERS
CARS - 2014



Way of Life!

From the small car experts



As world leaders in small car design our idea was to build a 4x4 that was tough enough for serious off-roading, but also perfectly suited to everyday life in the city. In 1970 the LJ10 was launched to world acclaim. Then in the eighties the trend-setting SJ Series became a big hit with Kiwi adventurers. Later it became known as the Samurai and a decade later we gave it the name that had been used in Japan since day one – Jimny. More than 40 years later the idea remains the same. Affordable, fun, easy to drive, on or off-road adventure – and one of the cleanest, most economical SUVs in the world. It's an idea that's still years ahead of its time. From Suzuki, The Small Car Experts.





**Every day is a new
adventure**





While Jimny loves to roam, it's also right at home in the city. The daily commute takes on a whole new sense of fun when you get behind the wheel of your Jimny. A striking presence and a great sense of style is just the beginning: Jimny is easy to manage, even in heavy traffic and tight spaces; the driving position keeps you heads above the crowd and alert to whatever the busy city tosses your way; and inside you'll be comfortable and secure in the knowledge that this off-roader is tough enough for the big outdoors, so it's sure to take good care of you in town.

Jimny Sierra shown throughout with optional fog lamps.



Power when you need it

Jimny's compact but muscular all-aluminium engine delivers effortless power, giving you the confidence to tackle driving adventures. The twincam 1,328cm³ powerplant spins freely to high revs, providing plenty of torque and instant response over almost any terrain. It's thirsty for adventure but frugal on fuel, carrying you economically through any conditions you encounter. Jimny offers a choice of transmissions: five-speed manual and four-speed automatic. Engine power reaches the transmission smoothly thanks to a specially designed chain that reduces friction, noise, and power losses. A lockup feature for the automatic transmission boosts fuel economy at highway speeds.



2WD



4WD



4WD-L

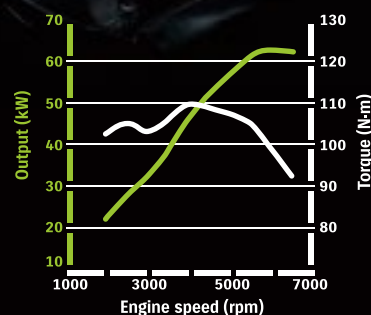
Drive Action 4x4

Jimny's Drive Action 4x4 system lets you switch between 2WD and 4WD on the fly at the push of a button, so you can instantly respond to changes in terrain. The 2WD setting disengages the front driveshaft to reduce noise and vibration. The 4WD button engages the 4H setting, which is ideal for flat off-road surfaces such as forest tracks and gravel. When you need more traction on steep slopes or rougher terrain, just push the 4WD-L button to engage the 4L setting.

(You can switch between 2WD and 4WD while driving in a straight line at a speed no higher than 100km/h. You must stop the vehicle to switch between 4WD and 4WD-L.)

**All aluminium engine
M13A twincam 16-valve 1,328cm³**

Maximum output
62.4/6,000 kW/rpm
Maximum torque
110/4,100 N-m/rpm



Engine performance curves (European specification)



Built for rugged expeditions

Jimny is built on a serious all-terrain platform. A rigid three-section ladder frame keeps the ride stable and absorbs shock. Eight body mounts and extensive noise-reduction measures ensure a quiet ride whether you're exploring the wilderness or nipping through city traffic. Rigid full-width axles increase tyre contact on uneven terrain and help to ensure superior grip on diverse surfaces. Generous approach and departure angles give you extra confidence for climbing hills.

Jimny Sierra shown throughout with optional fog lamps.



Ladder frame

Jimny's ladder frame is a solid foundation for serious 4x4 performance. Crossmembers strengthen the side members, so the frame can absorb shock and heighten performance even on rough terrain. Plus, the mounts that join the body to the frame have shapes and materials that help to stop vibration and shock from reaching the cabin, so you can count on a smooth, quiet ride.



Powerful front disc brakes





4-Stage automatic transmission (Sierra only)

5 Speed manual transmission



Comfort and safety

Take the wheel of Jimny and you'll notice that everything feels just right. The controls are positioned so they fall naturally to hand. The meters are arranged in an easy-to-read cluster, putting the information you need in a clear line of sight and include a gearshift indicator on the Sierra automatic. A high seating position inspires confidence and helps to make driving easy and enjoyable by giving you a commanding view of the road.

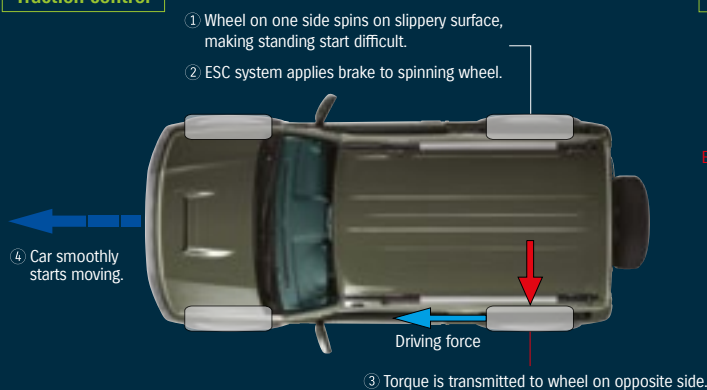


ESC (Electronic Stability Control) system and traction control system

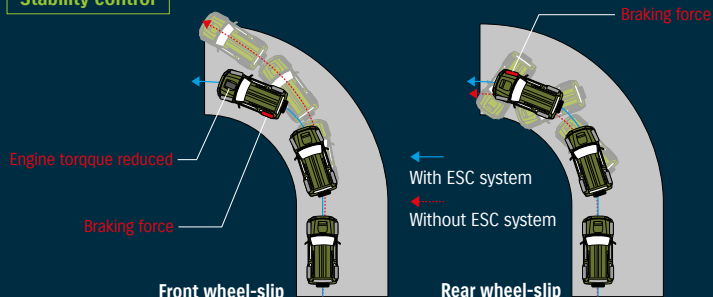
If the ESC system detects wheelslip (for instance, when the driver turns the steering wheel sharply and/or the road is slippery), it automatically effects control over the engine torque and brakes to suppress the wheelslip and help the driver stay in directional control.

ESC (Electronic Stability Control) system and traction control system

Traction control



Stability control



Peace of mind

Jimny's stable handling, powerful braking, and quick acceleration help to keep you in control. The ABS and ESC system give you even greater confidence. And in case an accident happens, Jimny is ready to protect you with dual front airbags and seatbelts with pretensioners and force limiters. Just as important are safety measures that you can't see. The Jimny's body and frame are designed to absorb the force of a frontal collision and spread it away from occupants with CAE (computer-aided engineering) system. And side door beams maintain cabin integrity.



EQUIPMENT	JX	SIERRA
COMFORT		
Power steering	●	●
Electric windows	-	●
Electrically adjustable exterior mirrors	-	●
Remote central door locking	-	●
Tuner/CD/MP3/WMA with 2 speakers	●	●
Air conditioning	-	●
INSTRUMENT PANEL		
Tachometer	●	●
Gear shift indicator (AT only)	-	●
Red backlit instruments	●	●
Digital tripmeter	●	●
Lights-off and key reminder	●	●
Glovebox & passenger side compartment	●	●
3-spoke urethane steering wheel	●	●
Steering lock	●	●
INTERIOR		
Cabin light - 3-position	●	●
Sunvisors with driver-side vanity mirror	●	●
Day/night rear view mirror	●	●
Console box with cup holder	●	●
Walk-in system - passenger's side	●	●
Reclining & sliding front seats	●	●
Detachable head restraints	Front ● Rear -	●
Fabric seat material	●	●
Separate reclining & split-folding rear seats	●	●
Front door pockets	-	●
Fabric accented door trim	-	●
Fabric floor carpet/luggage compartment mat	●	●
Assist grips	Front ● Rear -	●
Rear quarter trim with pocket & cup holder	●	●
Luggage area underfloor storage box	●	●
Remote fuel lid opener	●	●
EXTERIOR		
Green tinted glass and UV cut windscreen	-	●
Halogen headlights	●	●
Body-coloured bumpers	●	●
Body-coloured grille	-	●
2-speed & intermittent wipers	●	●
Rear demister	-	●
Rear window wiper/washer	●	●
Coloured side splash panels	●	●
Roof rails	-	●
Retractable aerial	●	●
Alloy wheels	Optional	●
SAFETY & SECURITY		
Push Button Drive Select 4WD system	●	●
Free wheel hubs (air hubs)	●	●
SRS dual front airbags	●	●
Electronic stability control (ESC)	●	●
Anti-lock braking system (ABS)	●	●
Brake assist function	●	●
Collapsible steering column	●	●
Driver's seatbelt reminder	●	●
Front ELR seatbelts (pretensioners & force limiters)	●	●
Height adjustable front seat belt anchors	●	●
ISOFIX child seat tether anchorages (x2)	●	●
Adjustable head restraints - front	●	●
Side impact beams	●	●
High-mounted stoplamp	●	●
Immobiliser	●	●

SPECIFICATIONS			JX MANUAL	SIERRA MANUAL	SIERRA AUTO
DIMENSIONS					
Overall length		mm	3,675		
Overall width		mm	1,600		
Overall height		mm	1,670	1,705	
Wheelbase		mm	2,250		
Track	Front	mm	1,355		
	Rear	mm	1,365		
Ground clearance		mm	190		
Minimum turning radius		m	4.9		
WEIGHTS					
Curb weight (min.)		kg	1,060	MT 1,090	AT 1,105
Gross vehicle weight		kg	1,420		
ENGINE					
Type			M13A with VVT		
Number of cylinders			4		
Number of valves			16		
Piston displacement		cm³	1,328		
Bore x stroke		mm	78.0×69.5		
Compression ratio			9.5:1		
Maximum output		kW/rpm	62.5/6,000		
Maximum torque		Nm/rpm	110/4,100		
Fuel distribution			Multipoint injection		
Fuel type			95RON		
CO2 emmissions		g/km	168	168	175
Fuel consumption	Combined	Litres/100km	7.1	7.1	7.4
TRANSMISSION					
Part time drive action 4x4			High/low ratio transfer gears		
Type			5 speed man	5 speed man	4 speed auto
Final drive ratio			4.300	4.300	4.090
Transfer gear ratio	High		1.000	1.000	1.320
	Low		2.002	2.002	2.643
CHASSIS					
Steering			Ball and recirculating		
Brakes	Front		Solid disc		
	Rear		Drum, leading & trailing		
Suspension	Front		3-link with coil spring rigid axle		
	Rear		3-link with coil spring rigid axle		
Tyres			205/70R15		
CAPACITY					
Seating capacity		Persons	4		
Luggage capacity	Rear seat folded		324 litres		
(VDA method)	Rear seat raised		113 litres		
Fuel tank capacity		Litres	40		



A 34° approach angle **B 31° ramp breakover angle** **C 46° departure angle**
(default setting, unloaded Jimny)

JIMNY

JIMNY COLOUR OPTIONS: See your dealer for current availability.



Superior White (26U)



Steel Silver (zvc)




Phoenix Red Pearl (zLB)



Quasar Grey Metallic (ZMA)



Bluish Black Pearl (zJ3)
(Sierra only)



Cool Khaki (zV0)
(By order only)



JIMNY JX



JIMNY SIERRA



Jimny Sierra shown throughout with optional fog lamps.



Way of Life!

SUZUKI NEW ZEALAND LIMITED 1 HEADS ROAD, WANGANUI

Standard and optional equipment available may vary from time to time. Some international models illustrated – please enquire at your Suzuki dealer for exact specifications. Suzuki New Zealand Ltd reserves the right to change, without notice, prices, colours, materials, equipment, specifications and models, and also to discontinue models. Your fuel consumption will vary due to factors such as vehicle condition, driving style and traffic conditions. www.suzuki.co.nz