

# ***GRAND VITARA***



**MOST SATISFIED CUSTOMERS**  
CARS - 2014



**Way of Life!**



# A new freedom of choice

Meet the latest generation of Grand Vitara: the culmination of over 40 years of compact four-wheel drive design and manufacture. The powerful 2.4 litre petrol engine has been finely tuned to offer a balance of economy and low emissions without sacrificing performance. The 5-Door and 3-Door models are both generously specified to meet your every need, combining amazing space and practicality with sporty design. Grand Vitara offers a range of options to suit your lifestyle including the 2WD 5-Door automatic. Its unique rear-wheel drive train provides a dynamic driving experience. Take it shopping, to the beach, or load up the team for Saturday's game. With Grand Vitara the choice is yours.









# Ready for anything

You choose an off-road vehicle for a very good reason: from time to time you want to venture off the beaten track. New Zealanders are lucky to have so much adventure so close to home. It makes perfect sense to make the most of it. Whether it's a trip to the snow, into the bush for the best fishing spots, or just exploring with the family, you need a vehicle you can rely on. Grand Vitara's off-road ability is legendary. No matter where you want to go, if your Grand Vitara can't get you there, chances are nothing will.


## Built-in Ladder Frame

The built-in ladder frame integrates with the monocoque body to increase rigidity and durability without adding to overall weight. This lightweight, one-piece body also reduces overall and floor heights, increasing cabin space despite its high ground clearance. Adding in the fully independent suspension further enhances resistance to twisting and flexing while contributing to linear handling response for smoother on-road cruising and impressive off-road traction. The bottom line for driver and passengers alike is the freedom to go where you will and the stability to enjoy every minute of it.



## Independent Suspension

The fully independent suspension features front MacPherson struts and rear multi-link geometry, complementing the ladder frame and decreasing body noise while increasing on-road response and off-road handling.







## 4-mode 4×4

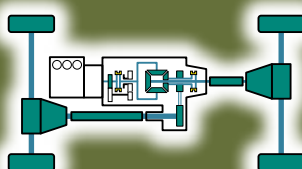
The Grand Vitara's 4-mode 4×4 system transmits power to all four wheels at all times, ensuring positive traction regardless of road surface. A switch built into the centre console lets you quickly and easily change modes between **4H** for most driving conditions, **4H Lock** for serious off-roading, **4L Lock** for extreme surface conditions, and **N (neutral)** mode, specifically intended for motor home owners wishing to take along an SUV to use as a runabout.\* Switching to N-mode frees the transmission for safe and effortless towing of the Grand Vitara.

\*Refer to owner's manual for full instructions on recreational towing.



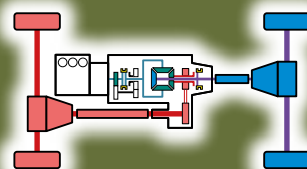
### 4H Lock

For serious off-roading, this high-range 4×4 mode evenly distributes traction to front and rear wheels for powering through deep snow or mud.



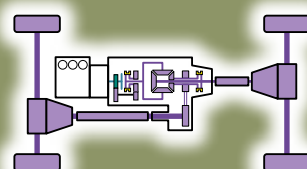
### 4H

The ideal mode for most driving, 4H mode offers the smooth, quiet on-road performance plus off-road traction.



### 4L Lock

With a transfer gear ratio nearly twice that of 4H Lock mode at 1.970, this low-range 4×4 mode ensures enough low-end traction to get out of extremely difficult conditions.





# Responsible power in a reassuringly safe package

With its powerful 2.4 litre engine, Grand Vitara can literally take you anywhere. Featuring variable valve timing (VVT) technology for increased power and torque, the result is great open road performance as well as off-road pulling power. No wonder 4x4 enthusiasts sing Grand Vitara's praises. Surround yourself with the peace of mind that comes from superior safety and built-in protection. With 6 airbags (dual front, side and curtain) all occupants are safely cocooned in a world of total comfort. ESP and ABS are also standard and all Grand Vitaras are fitted with a safety Brake Override System.



## 2.4 L Petrol VVT

As soon as your foot hits the pedal you'll be impressed with the power of Grand Vitara's 2.4 litre VVT engine. Equally impressive is the fuel efficiency from 8.8 litres per 100 km. Featuring variable valve timing (VVT) technology for increased power and torque, it's smooth in the city and exhilarating on the highway.



**4WD**

**2WD**

**ECON**  
8.8 — 9.9  
L/100kms combined

**ECON**  
9.5 L/100kms  
combined

**CO2**  
209 — 234  
grams per kilometre

**CO2**  
224 grams  
per km



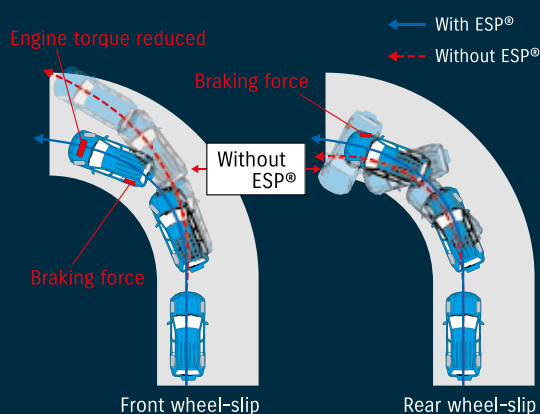
## 4-speed automatic

Sporty shift-gate configuration, plus gear ratios tuned for satisfying acceleration provide a smooth, quiet ride and effort-free operation.

## 5-speed manual

Increase fuel economy and sporty performance with the five-speed manual transmission. New output-reduction design enhances shift feeling and durability, with reduced vibration.





ESP® (Electronic Stability Programme) is fitted to all models and supplements Grand Vitara's inherent stability by combining three major functions: ABS with EBD (Electronic Brake-force Distribution), traction control and stability control. With ESP® various sensors determine and hold the intended cornering line, greatly improving traction and stability while reducing front and rear wheel slip for enhanced safety. (ESP® is a registered trademark of Daimler AG.)



All models are fitted with SRS front dual airbags with seatbelt pretensioners and force limiters and SRS side and curtain airbags.



Head impact protection built into all pillars and upper cabin surfaces helps to reduce head injuries in the unlikely event of a collision.



Anti-lock braking system (ABS) with electronic brake-force distribution (EBD) and brake assist function are standard for all models.





## High-quality audio systems

**JLX models** feature great sounds from a single-CD, multi-speaker audio system with backlit steering wheel controls for easy, safe operation on the move.

**LTD model** comes with a Garmin touch-screen satellite navigation and infotainment system including 2D and 3D maps, handsfree calling, address book copying with supported phones, connection to iPod or other USB audio device, CD and SD card playing.



Touch-screen satellite navigation and infotainment system (LTD).



A central floor console provides convenient storage as well as featuring a sliding lid/armrest for comfort.



Air conditioning is fully automatic to ensure the ideal cabin ambience in all driving conditions.



Cruise control switches positioned on the front of the steering wheel are easy to find and back-lit for even easier operation.





# Freedom for mind, body and soul

Grand Vitara's spacious cabin is well matched to its sporty exterior styling. The smart, dynamic layout is both reassuring for the driver and relaxing for passengers, with many practical features to make a long journey more enjoyable. All the creature comforts are placed at your fingertips. Seats are covered with quality fabrics and feature a wide range of adjustments to allow for varying body sizes, and to maximize interior space. There's also plenty of room for all your gear – a place for everything, so everything stays in its place.



Grand Vitara LTD features a sumptuous full leather interior.




An electronic slide/tilt sunroof is fitted to the LTD.



Split rear seats can be separately reclined for individual passenger comfort, or tumbled forward to allow more cargo space.

## Noise and vibration reduction

Noise-reducing and vibration-absorbing materials have been extensively used throughout. These measures, together with the focused chassis and body engineering and the rigid built-in ladder frame, enhance occupant comfort and increase all-round driving pleasure under a wide variety of driving conditions.





## EQUIPMENT

	3-Dr 2.4 JLX	5-Dr 2.4 2WD	5-Dr 2.4 JLX	5-Dr 2.4 Ltd
<b>INTERIOR</b>				
Power steering	•	•	•	•
Electric windows & exterior mirrors	•	•	•	•
Remote central door locking	•	•	•	•
Keyless entry, keyless start & security system	-	-	-	•
Climate control air conditioning	•	•	•	•
Cruise Control	•	•	•	•
Digital clock & outside temperature gauge	•	•	•	•
Fuel consumption display (instantaneous and average)	•	•	•	•
Digital tripmeter	•	•	•	•
Lights-off reminder	•	•	•	•
Height adjustable leather steering wheel	•	•	•	•
Map lights	-	•	•	•
3 position cabin light with fade	•	•	•	•
Extendable sunvisor with vanity mirror & ticket holder x2	•	•	•	•
Seat height adjuster – driver's side	•	•	•	•
Walk-in mechanism – passenger's side	•	-	-	-
Reclining & sliding front seats	•	•	•	•
Seat material	Fabric	Fabric	Fabric	Leather
Reclining & tumble-folding rear seats	50/50	60/40	60/40	60/40
Black woodgrain garnishes	-	-	-	•
Bottle holders x6	•	•	•	•
Overhead console with sunglasses storage	-	•	•	-
Lockable glovebox	•	•	•	•
Console box with storage / Storage pockets	•	•	•	•
Under floor storage compartment & toolbox	•	•	•	•
Rear Luggage cover	•	•	•	•
<b>AUDIO SYSTEM</b>				
CD/MP3/WMA audio system	•	•	•	•
Number of speakers	4	4	4	7
Auxiliary input jack	•	•	•	•
USB input and SD card slot	-	-	-	•
Handsfree Bluetooth® connectivity	-	-	-	•
Touch screen satellite navigation system	-	-	-	•
Illuminated steering wheel audio controls	•	•	•	•
<b>EXTERIOR</b>				
Green tinted glass	•	•	•	•
Multi-reflect headlamps	•	-	-	-
Multi-reflect plus halogen projector headlamps	-	•	•	•
Front fog lamps	-	-	-	•
Integrated door mirror turn signals	-	-	-	•
Electronic slide/tilt sunroof	-	-	-	•
Side chrome moulding	-	-	-	•
2-speed & variable intermittent wipers/washer	•	•	•	•
Rear window defogger/wiper/washer	•	•	•	•
Roof rails	•	•	•	•
Spare tyre cover	Full cover	Full cover	Full cover	Full cover
Wheels	Alloy	Alloy	Alloy	Alloy
<b>SAFETY &amp; SECURITY</b>				
4 mode full-time 4WD	•	-	•	•
Front, side and curtain airbags	•	•	•	•
ABS with EBD with Brake assist and Brake override system	•	•	•	•
Electronic stability programme (ESP®)	•	•	•	•
Collapsible steering column and decoupling brake pedal	•	•	•	•
Seat belts	Front – 3pt ELR with pre-tensioner & force limiter	•	•	•
	Rear – 3pt ELR	x2	x3	x3
Height adjustable front seat belt anchors	•	•	•	•
ISOFIX child seat anchorage	x2	x2	x2	x2
Child seat tether anchorage	x2	x3	x3	x3
Childproof rear locks	-	•	•	•
Side impact beams	•	•	•	•
Engine immobiliser	•	•	•	•

ESP® is a registered trademark of Daimler AG.

## EXTERIOR COLOURS

See your dealer for colour/model combinations.



Pearl White  
(Z71)



Metallic Silky Silver  
(Z2S)



Quasar Grey  
(ZMA)



Bluish Black  
(Z13)



Gaia Bronze  
(ZUG)



## SPECIFICATIONS

SPECIFICATIONS			3-Dr 2.4 JLX		5-Dr 2.4 2WD	5-Dr 2.4 JLX		5-Dr 2.4 Ltd
			Man	Auto	Auto	Man	Auto	Auto
DIMENSIONS								
Overall length		mm	4,060		4,500	4,500		
Overall width		mm	1,810		1,810	1,810		
Overall height		mm	1,695		1,683	1,695		
Wheelbase		mm	2,440		2,640	2,640		
Tread	Front	mm	1,540		1,540	1,540		
	Rear	mm	1,570		1,570	1,570		
Ground clearance		mm	200		200	200		
Minimum turning radius		m	5.1		5.5	5.5		
Approach angle		deg	29		28	29		
Ramp breakover		deg	20		18	19		
Departure angle		deg	36		26	27		
WEIGHTS								
Curb weight (min.)		kg	1,524	1,539	1,610	1,605	1,620	1,670
Gross vehicle weight		kg	1,870	1,890	2,100			
Braked towing capacity		kg	1,600		1,700	1,850	1,700	1,700
ENGINE								
Type			J24B					
Number of cylinders			4					
Number of valves			16					
Piston displacement		cm³	2,393					
Bore × stroke		mm	92.0×90.0					
Compression ratio			10.0:1					
Maximum output		kW/rpm	122 @ 6,000					
Maximum torque		Nm/rpm	225 @ 4,000					
Fuel distribution			Multi-point injection					
Fuel consumption	Combined	L/100km	8.8	9.6	9.5	8.9	9.9	9.9
CO <sub>2</sub> emissions		g/km	209	228	224	212	234	234
TRANSMISSION								
Drive system			4-mode 4×4		Rear 2WD	4-mode 4×4		
Type			5MT	4AT	4AT	5MT	4AT	4AT
Gear ratio	1st		4.545	2.826	2.826	4.545	2.826	2.826
	2nd		2.354	1.493	1.493	2.354	1.493	1.493
	3rd		1.693	1.000	1.000	1.693	1.000	1.000
	4th		1.241	0.688	0.688	1.241	0.688	0.688
	5th		1.000	-	-	1.000	-	-
	Reverse		4.431	2.703	2.703	4.431	2.703	2.703
Final gear ratio		Diff	3.727	5.125	5.125	3.727	5.125	5.125
Transfer gear ratio	High		1.000	1.000	-	1.000	1.000	1.000
	Low		1.970	1.970	-	1.970	1.970	1.970
CHASSIS								
Power steering			Rack & Pinion					
Suspension	Front		MacPherson strut & coil spring					
	Rear		Independent multi-link & coil spring					
Brakes	Front		Ventilated disc					
	Rear		Ventilated disc					
Tyres	Standard		225/70R16		225/65R17	225/65R17		225/60R18
CAPACITY								
Seating capacity		Persons	4		5			
Fuel tank capacity		Litres	55		66			
Fuel type			91 RON					
Luggage capacity	Max Volume	Litres	964		1,386			
	Seats raised (VDA method) Litres		184		398			
	Seats tumbled (VDA method) Litres		516		758			

3 Door JLX



JLX 2WD



JLX 4WD



LTD 4WD



# GRAND VITARA





**Way of Life!**

**SUZUKI NEW ZEALAND LIMITED 1 HEADS ROAD, WANGANUI, NEW ZEALAND. [WWW.SUZUKI.CO.NZ](http://WWW.SUZUKI.CO.NZ)**

Standard and optional equipment available may vary from time to time. Some international models illustrated – please enquire at your Suzuki dealer for exact specifications. Suzuki New Zealand Ltd reserves the right to change, without notice, prices, colours, materials, equipment, specifications and models, and also to discontinue models. Your fuel consumption will vary due to factors such as vehicle condition, driving style and traffic conditions. Sept 2014 SZA0154.