

Jimmy
SIERRA



Way of Life!



The original, rugged 4X4

Since 1970, the Jimny Sierra has forged a reputation for being tougher than the terrain it has to travel. From the days of the original LJ10, the Jimny Sierra was acclaimed as a tough working vehicle for forestry and construction industries in the mountains to the snow fields of Japan. With its 4x4 heritage, bigger engines and stronger models with increased passenger comfort, the Jimny Sierra has survived the world's toughest terrains. A 4WD legend for more than forty years, today it's still known as the 4WD that'll take you places the others can't. When you need a vehicle to survive in the wild, the Jimny Sierra is tough to beat.





Built tough

The Jimny Sierra, built on a serious all terrain platform, has a rigid three-section ladder frame, stabilising the ride and absorbing shock. The high performance three-link coil suspension is equally capable from highways through to rocky trails. The coil springs and shock absorbers are positioned separately for a smooth response.

A quiet ride is assured thanks to eight body mounts and extensive noise-reduction measures. You can climb hills with confidence thanks to generous approach and departure angles. Rigid full-width axles increase surface contact on uneven terrain, to help ensure superior grip.




Drive action 4x4

The Jimny Sierra's Drive Action 4x4 system lets you switch between 2WD and 4WD at the push of a button*, so you can instantly respond to changes in terrain.

The 2WD setting disengages the front drive shaft to reduce noise and vibration. The 4WD button engages the 4H setting, which is ideal for flat off-road surfaces. When you need more traction on steep slopes or rougher terrain, just push the 4WD-L button to engage the 4L setting.

*You can switch between 2WD and 4WD while driving in a straight line at a speed no higher than 100km/h. You must stop the vehicle to switch between 4WD and 4WD-L.



A 34° approach angle (default setting, unloaded Jimny) **B** 31° ramp breakover angle **C** 46° departure angle

The high performance braking system includes a large diameter front disc brake and a load-sensing proportioning valve to enhance braking when carrying a full load.



Front disc brake 15-inch alloy wheel with 205/70R15 tyre




Power when you need it

The Jimny Sierra delivers effortless power, thanks to its compact but muscular all-aluminium engine. Its twin-cam 1,328-cm³ 4-cylinder engine produces plenty of torque and power output, delivering instant response over almost any terrain.

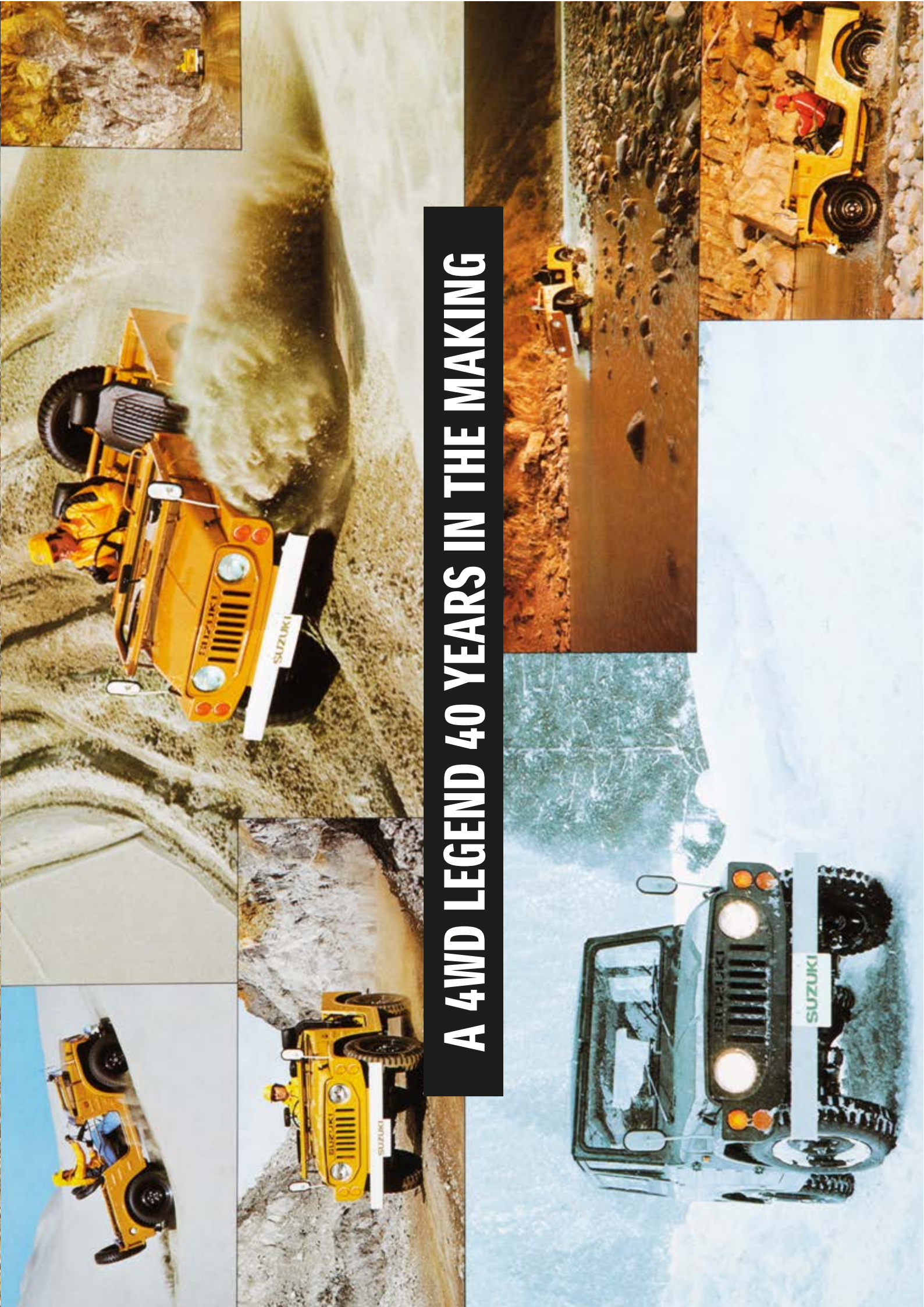
It uses electronically controlled exhaust gas recirculation and electronic multipoint injection, improving fuel efficiency and reducing emissions. The Jimny Sierra is thirsty for adventure but not for fuel, meaning you can travel the world without it costing the earth.

The Jimny Sierra offers a choice of transmissions: five-speed manual and a four-speed automatic that has a lock-up feature that boosts fuel economy at highway speeds. Engine power reaches the transmission smoothly thanks to a specially designed chain that reduces friction, noise and power loss.



Ladder frame

The Jimny Sierra's ladder frame is a solid foundation for serious 4x4 performance. The crossmembers strengthen the side members, so the frame can absorb shock and heighten performance, even on rough terrain. The mounts that join the body to the frame have shapes and materials that help reduce shock and vibration from reaching the cabin, so you can count on a smooth, quiet ride.



A 4WD LEGEND 40 YEARS IN THE MAKING



Just the right comfort

Take the wheel of the Jimny Sierra and you'll notice that everything feels just right. The controls are positioned so they fall naturally to hand. The meters are arranged so the information you need is in clear line of sight, it's an interior built with the driver in mind.

A high seating position makes driving easy and enjoyable by giving you a commanding view of the road and terrain. A sliding front passenger seat, wide door openings, and low sills mean everyone gets in and out with ease. Each side of the rear seat can be folded independently to create more space for luggage.

Refinement is evident throughout the Jimny Sierra's cabin. The seats have high-quality fabric upholstery and exude comfort. Power door locks, electric windows, and a climate-control system are there for added convenience.



The Jimny Sierra is packed with clever storage options so everything stays in its place. The meter cluster is clear and concise.

The lamps in the meter cluster are shown illuminated for illustrative purposes only.



Full-flat seat configuration

One side of rear seat folded

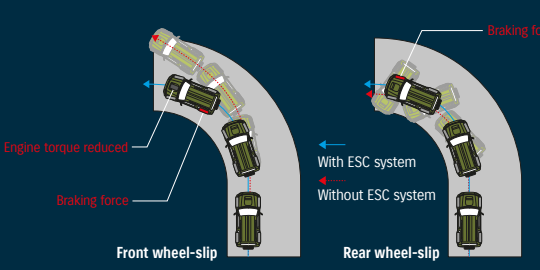
Both sides of rear seat folded

Peace of mind

Safety is a priority with the Jimny Sierra's body based on Suzuki's proprietary Total Effective Control Technology (TECT) system. This means that, should an accident occur, the vehicle body absorbs impact forces and directs them away from the occupants. For added assurance the Jimny Sierra is equipped with ESC, dual front airbags and ABS, ensuring your drive is as safe as it is comfortable.



Electronic Stability Control
The Jimny Sierra is equipped with Electronic Stability Control (ESC) technology. This advanced safety feature helps the driver maintain control. ESC is a computer-controlled technology that uses in-built sensors to automatically apply braking to individual wheels. It also modulates engine power to help restore correct road alignment as soon as any loss of vehicle control is detected.








Way of Life!

Suzuki has built a reputation for engineering innovation. Whether it's high performance cars, motorcycles or marine engines, Suzuki is constantly evolving to meet our drivers' changing demands. We pride ourselves on building stylish, versatile vehicles that live up to the Suzuki stamp of quality, originality and reliability.



All care is taken to ensure the accuracy of this brochure at the time of publication approval. Specifications, features, prices and model availability may vary from state to state and may change without notice. Always consult your authorised Suzuki Dealer or refer to www.suzuki.com.au for the latest details on all models. SUZUKI will not be held liable for any loss as a result of reliance on the content of this brochure, whether in negligence or otherwise. Vehicles are shown for illustrative purposes only and may not depict exact Australian specifications. Published October 2014. TSPSUZ1895D



Way of Life!