



Swift


Way of Life!



See for yourself.

Cities are where most of us feel at home. But not too at home – because the only certainty about a city is that there's always something new to experience. And we wouldn't want it any other way. It also means that how we move around built up areas has to evolve too. More than ever it calls for an agile, fuel savvy, streetwise car to reach what the city has to offer.

A car designed for life, city life. Just like you. The new Suzuki Swift.



Green Fact #01 At Suzuki, we're passionate about the three Rs – reduce, reuse, recycle.

Streetwise. The new Suzuki Swift.

When we designed the Swift we didn't just think about the car, we thought about the environment you live in.

So we used higher strength steel to give the Swift a lighter and stronger body, making it easier and quicker to corner around town. We added specially developed tyres to improve fuel economy. And because the city can be noisy, we worked on the aerodynamics of the car to make it quieter.

The 1.2 litre engine is also perfectly suited to urban city driving – providing plenty of power, yet also reduced fuel consumption and CO₂ emissions.


And not forgetting the focus on sporty styling to keep things fun when the traffic isn't.

When you add to this a cosmopolitan mix of three or five door models, a choice of two different specs and a wide range of accessories and colours, you can see why the Swift was made for people who are made for the city.

Even the door mirrors have been finely tuned in Suzuki's wind tunnel to reduce noise.



Green Fact #02 We've lowered CO₂ emissions for the new Swift to 116g/km – down from 140g/km.



Standing out from the crowd.

The new Swift boasts eye-catching sports styling, but as always there's a design in our designs too.

There's a wider stance on the car that not only looks good, it improves handling around urban areas. And a low centre of gravity not only gives a sporty profile, it allows for a more pliant suspension – handy for the odd pothole or two.

Then there are the touches that are there because we like them. There's the flared rear for a little more elbow room for those in the back seats, flared wheel arches, even vertical rear combination lamps. And the tailgate's electric catch means you don't have to have a third hand when loading things into the boot.

Don't let anyone tell you those kinds of things don't matter, they do.

* GLX models only
^ Combined cycle



European inspired.

The Suzuki design centre in Turin lovingly styled the Swift, which explains the unmistakably European look. Halogen wrap-over headlamps follow and accentuate the line of the car. Body coloured door handles and heated door mirrors (which can be electronically adjusted) merge seamlessly into the body. While 16" alloy wheels* complete the elegant feel. Practical, yet looks the part.



Green Fact #03 The new Swift has significantly lower fuel consumption (5.0L/100kms*), in part due to a lighter but stiffer body.



Green Fact #04 All Suzuki cars are made with easy-to-recycle materials, reducing impact on the environment.

Let's go exploring.

The first thing you'll notice when you drive the Swift is how well the dashboard is designed and made. After all, you don't want to be thinking too much about the controls when you're navigating around town.

So we've made the dash as driver friendly as we can. It's pleasing on both the eye and the hand with its simple yet subtly styled soft matt finish and silver trim. There are audio controls on the steering wheel to make things easier with the meters clustered together clearly.

The steering wheel also comes leather covered, there's a USB socket for your MP3 player and even air con.**

Green Fact #05 We're developing the Swift Plug-in Hybrid concept car, because planning for tomorrow starts today.

A great urban space.

Space is usually at a premium when living in the city, but not in the Swift. You and your passengers will be surprised at the amount of space in this supermini.

There's plenty of head and elbow room for even the leggiest person, plus clever storage ideas like a compartment hidden inside the dash, bottle and cup holders, deep door pockets and the flexibility of a 60/40 split rear seat.

And when it comes to home comforts, you'll find newly appointed textured upholstery with a sporty feel and supportive side bolsters on the front seats.




Green Fact #06 The new Swift has CO₂ emissions that puts it in Road Tax band A.*

Clever performance.

Getting around the city quickly has always called for agility and fast reactions.

Which is why we've made the engine in the Swift lighter, using the latest weight-saving technologies and materials. Its new 1.2 litre engine is much lighter, meaning better performance, less fuel costs and one of the lowest CO₂ emissions in its class.

The Swift is also available in manual or automatic transmission.





Staying safe.

Like anywhere, the city can throw the unexpected at you sometimes.

So it's good to know the Swift comes with a long list of safety features fitted as standard.

These include seven airbags, side impact protection beams, ABS and EBD (Electronic Brake-force Distribution), which varies the amount of force applied to each of the vehicle's brakes when needed. In fact the Swift has been awarded the maximum five-star ranking by Euro NCAP.

Topped off with ISOFIX child seat points and childproof rear door locks, on the five door model, making this a great space for all little travellers.

And for added security each model comes with remote central locking, immobiliser and deadlocks.



The Swift range.

Diversity is what it's all about, which is why there are two different Swift model grades for you to choose from.



Swift GL

- ABS with EBD & Brake Assist
- Seven airbags
- ESP
- Remote central door locking
- Electric front windows
- MP3/WMA compatible CD tuner
- USB port
- Leather covered steering wheel – audio controls




Swift GLX MODELS ADD

- Manual air conditioning
- 16" alloys
- Automatic transmission available

* IPOD is a registered trademark of Apple Inc

Add some colour.

Colourful characters can certainly make a place more interesting. Time to make your mark with these colour options.



Silverstone trim



Bright Red

Kashmir Blue Pearl Metallic

Sunlight Copper Pearl Metallic

Smokey Green Metallic

Ablaze Red Pearl Metallic

Silky Silver Metallic

Galactic Grey Metallic

Cosmic Black Pearl Metallic

Equipment

SAFETY

ESP
ABS with EBD and Brake Assist function
Driver & front passenger airbags
Front passenger airbag deactivation system
Driver knee airbag
Side airbags (incorporated into front seats)
Curtain airbags
Front 3-point ELR seatbelts with pretensioner, force limiter and height adjuster
Rear 3-point ELR seatbelts
Foot-protecting brake and clutch pedals
Side impact protection beams
High mounted stop lamp
ISOFIX child seat anchorages
Child seat tether anchorages
Childproof rear door locks (5dr only)
Temporary spare wheel / tyre

SECURITY

Immobiliser
Remote central door locking
Deadlocks
Freewheeling key cyclinders
Visible VIN

COMFORT AND CONVENIENCE

Electric front windows with drivers side auto-down
Drivers seat height adjuster
Rear seat with 60:40 split
Front accessory socket
Front sun visors with vanity mirrors
Front assist grips x2
Rear assist grips x2
Power steering
Tilt adjustable steering wheel
Tachometer
Digital clock
Outside temperature display
Fuel consumption (average/instantaneous) and range display
Remote fuel lid opener
Low fuel warning lamp
Lights-on and key-in reminder alarm
Front seatbelt warning lamp & alarm
Door ajar warning lamp
Centre cabin light
Luggage area lamp
Hill hold control feature (automatic transmission only)

HEATING, VENTILATION & VISIBILITY

Pollen filter
Two speed front wiper with adjustable intermittent
Single speed rear wiper with intermittent
Electrically adjustable & heated door mirrors
Halogen multireflector headlamps with headlamp levelling

STORAGE

Glove box
3 Cup holders
Upper storage tray with lid
Centre console with storage
Storage pocket with bottle holder in all doors
Front passenger side seatback pocket
Ticket holder (on sun visors)

IN-CAR ENTERTAINMENT

MP3 / WMA compatible CD tuner with USB port
4 speakers and 2 tweeters
Steering wheel mounted audio controls
Roof mounted antenna

STYLING

Body coloured exterior door handles and mirrors
Black-coloured A & B pillars
Green tinted glass

15" steel wheels with full wheel caps
3-spoke leather covered steering wheel

GLX MODELS ADD

Heating, ventilation & visibility
Manual air conditioning

Styling

16" Alloy wheels

Technical Specifications

ENGINE

Type	1.2 Petrol	
Number of cylinders	4	
Number of valves	16	
Piston displacement	cc	1,242
Maximum output	PS (kW) / rpm	69 / 6,000
Maximum torque	Nm (lbft) / rpm	118 (87) / 4,800
Fuel distribution	Multi Pt	
EU emission standard compicance	5	

TRANSMISSION

Transmission type	5MT	4AT
-------------------	-----	-----

TYRES

Tyres	GL 175/65R15 GLX 185/55R16	
-------	----------------------------	--

WEIGHTS AND DIMENSIONS

Kerb weight with full options	kg (3dr)	1,020 (1,005)	1,040
Gross vehicle weight	kg	1480	
Overall length	mm	3,850	
Overall width	mm	1,695	
Overall height	mm	1,510	
Wheelbase	mm	2,430	
Minimum turning circle	m	9.6 (GL) / 10.4 (GLX)	
Ground clearance	mm	140	
Seating capacity	persons (3dr)	5 (4)	

Luggage capacity

Rear seatback folded VDA	litres (3dr)	528 (512)	
Rear seatback raised VDA	litres	211	

PERFORMANCE

Maximum towing weight braked	kg	1000	200
Maximum towing weight un-braked	kg	400	200
Maximum speed	km/h	165	160
Acceleration 0-100 km/h	secs	12.3	13.5
Fuel tank capacity	litres	42	
CO2 emissions	g/km	116	129
Urban mpg	L/100km	6.1	6.8
Extra-Urban	L/100km	4.4	4.9
Combined	L/100km	5.0	5.6

Warranty.
It's about trust.

Every new Suzuki comes with a comprehensive three year or 100,000 kms warranty (whichever comes first) and a twelve year anti-perforation warranty*. The warranty is also transferable to other owners too. So they can also have peace of mind.



Good to know, means good to go.

With Suzuki, getting your new car is just the start. Because we'll help you make the most of the journey now and in the future too. Here's a quick heads up of what we can offer.

Roadside recovery.
We'll be right there.

We're always around if you need breakdown assistance too – from the flat tyre, to the unforeseen accident. New cars come with three years Suzuki Assistance plan. The cover includes 24 hour Roadside and Homestart cover – with European assistance too.

Talk to us.

Our Customer Services Team could talk all day about your Suzuki. From the product range to services for drivers, they can fill you in on everything. So if you've got a question, just get in touch.

Finance.
Easy on the eye. Easy to buy.

A wide range of tailor made finance plans are available. See your local dealer for details.

* Jimny comes with 6 year perforation warranty



Rear edge spoiler



Floor mat



Door sill guard



Roof box 'Carver'



Alloy rim 'Anthra'



Rear hatch moulding – chrome design



Accessories.

You're used to having a choice if you live in the city. So we haven't stinted on the extras here. Try some combinations and see what fits.

Suzuki sell
3.5million
motorbikes and ATVs a year.

The way we've travelled.

Suzuki have come a long way over the years. What's our secret? We would say two things: listening and not standing still.

To us, manufacturing is more an art than a science. An intuitive way of capturing what people need, then creating the breakthrough products to satisfy that need.

Take the world today. We realise it's even more challenging to move around. So we're focused on providing the transport people need, not what we think they want. Our inspiration always comes from people first.

This belief is in our DNA. In 1955 Suzuki made the first affordable Japanese small car. It was also great to drive and used technology that wouldn't be widely seen for another 50 years. We also introduced the first four-wheel all-terrain vehicle – again to answer a need. And the world's highest performance Sports bikes.

Every car, outboard engine, motorcycle or quad bike is an example of our philosophy. This thinking extends into the environment too. Leading to the Swift Plug-in Hybrid – our charge-at-home, and the SX4 fuel cell car.

Just another example of how Suzuki's products are built for the way you live today.

Because that's our way. The Suzuki 'Way of Life.'



Are you still here?


Isn't it time to be off? To discover more of your city, and others, in the new Suzuki Swift. There's:

Cork – Patricks Street. A cosmopolitan mix of shopping, culture and eateries. Discover individual shops with everything from designer labels to retro wear.

Kilkenny – The Castle Area. Galleries, boutique shops and cafes create a unique environment perfect for exploring.

Limerick – O'Connell St. Regenerated in recent years and home to the impressive Thomond Park. A vibrant area for living, socialising and entertainment.

So make sure you get into those nooks and crannies. Before everything changes again.



Suzuki sell
2.3million
cars a year,
more than BMW and Mercedes



experience suzuki online: www.suzuki.ie Suzuki Ireland, 57 Broomhill Drive, Tallaght, Dublin 24. Suzuki Contact Centre: 01-4145555 (calls may be recorded or monitored) Specifications shown have been achieved by production models under standard operating conditions. Data is intended to describe vehicles and their performance fairly, but may not apply to every vehicle. Colours, specifications and equipment may vary without notice. All details correct at time of going to press: August 2010. Vehicles shown throughout this brochure are for illustration only and may feature non-Irish equipment.

SWIFT-BROCH-00A