

GRAND VITARA



Way of Life!




For Those Who Want it All

Follow your road – regardless of where it may lead you – with the 2010 Suzuki Grand Vitara. Whether navigating campground trails, or getting yourself or the kids to practice, this authentic SUV is designed to move at your speed of life. Choose between two powerful, yet fuel-efficient engines that offer unparalleled flexibility. Add to this a versatile cargo area, a refined spacious interior, and class leading towing capacity.

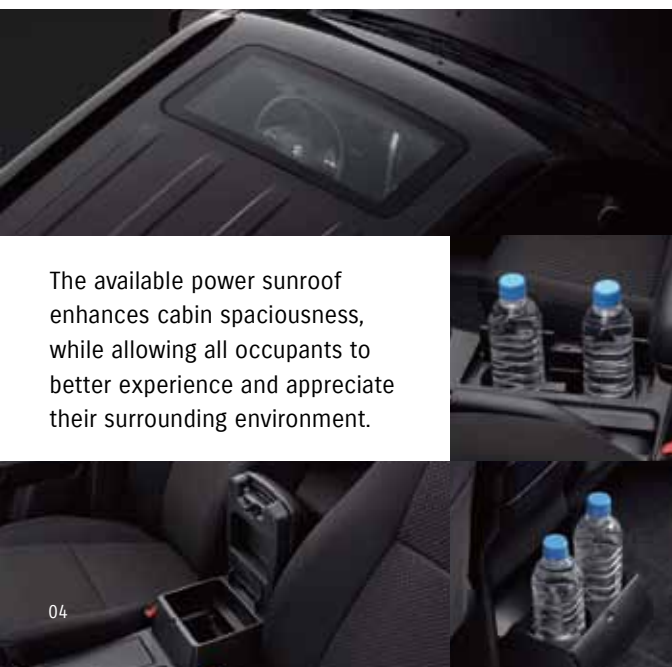
2010 GRAND VITARA

- Powerful 4 or 6 cylinder engine options
- An authentic SUV designed to impress
- Highest towing capacity in its class
- 4 mode 4WD offers unrivalled control



Where the Advantage Begins

Sit back and enjoy all the comforts of home, even when you're nowhere near it. With a refined interior that provides driver and passengers alike with a number of functional and convenient amenities, it's actually hard not to.



The available power sunroof enhances cabin spaciousness, while allowing all occupants to better experience and appreciate their surrounding environment.


Usuable space surrounds you. You have several options for your way of life. Up front, the convenient sliding centre armrest opens to reveal space for items such as maps, while a flip open door in front of the gear shift is great for cell phones, wallets or keys, plus each of the front doors have a pocket to hold a water bottle, on top of the dual cup holder located in the centre console. And for items you may want to lock up, you have the generous sized glove box. In the rear, there are door and seatback pockets, 2 centre cup holders and there are also storage pockets in the cargo area and tailgate. For more secure or less visible storage there is a cargo area cover, which doubles as an added shelf.

Reclining rear seats

In the Grand Vitara not only the front passengers have the luxury of reclining their seats.

60/40 Split folding seats

When needed, the rear seats fold and tumble forward creating up to 1,655mm/65.2" of carrying room.



Go keyless, with our standard SmartPass™ system. Lock and unlock your Grand Vitara, even start and stop the engine without touching the key.



Control at Your Fingertips.

Arriving at your destination is only a small part of the overall drive – experiencing an enjoyable journey is just as important. And in the Grand Vitara, it's an arm's reach away.



Highway driving is made easier with standard cruise control functions placed on the spoke of the steering wheel, right where you need them.

The premium in-dash sound system can be controlled via the illuminated audio controls integrated into the steering wheel. Up to seven speakers, plus a subwoofer, create a full range of sound that's levelled by speed sensing volume control. What's more, the CD player accepts MP3 and WMA audio files, is XM Satellite Radio ready, and includes an AUX port to connect your MP3 players to the speaker system.

Fully automatic climate control maintains the ideal cabin ambience for increased driving comfort. Cloth or leather heated front seats are standard on J LX models.



Two engine options suit your need for performance with the Grand Vitara. The 2.4 litre 4 cylinder and the powerful 3.2 litre V6 engine both feature advanced variable valve timing (VVT) technology. The VVT offers increased power and torque and it widens the performance range while reducing fuel consumption, maximizing cost performance.

Powerful yet Efficient.

Under the hood of every Grand Vitara is an innovative engine that gives you the ability to explore the world around you. Brilliantly engineered, it offers the best of both worlds by delivering an abundance of power, and best in its class towing (3000lbs) while achieving impressive fuel economy.



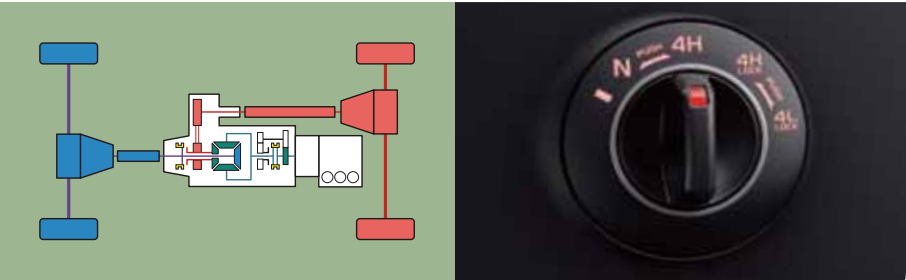


Built to Perform.

A true SUV, the Grand Vitara never experiences performance anxiety. This is due to the fact it was designed with you – the driver – in mind. Because let’s face it, sometimes life has you taking the road less travelled.


4-mode 4x4

The Grand Vitara’s 4-mode 4x4 system transmits power to all four wheels at all times, ensuring positive traction regardless of the road surface. A switch built into the centre console lets you quickly and easily change modes between **4H** for most driving conditions, **4H Lock** for serious off-roading, **4L Lock** for extreme surface conditions, and **N** (neutral) mode, specifically intended for motor home owners wishing to take along an SUV on camping trips to use as a runabout. Switching to N-mode frees the transmission for safe and effortless towing of the Grand Vitara without adding kilometres to the odometer.



Built atop an Integrated Ladder Frame, the Grand Vitara achieves increased rigidity and durability while minimizing overall vehicle weight. The monocoque design also reduces annoying body squeaks and rattles. Additionally, this framing allows for increased ground clearance and reduced floor height, resulting in outstanding off-road capabilities. It also results in a class-leading* towing capacity of 3000 pounds.

Noise/Vibration/Harshness (NVH) engineers have successfully lowered interior noise levels. This works in creating a more pleasant environment for drivers and passengers alike.

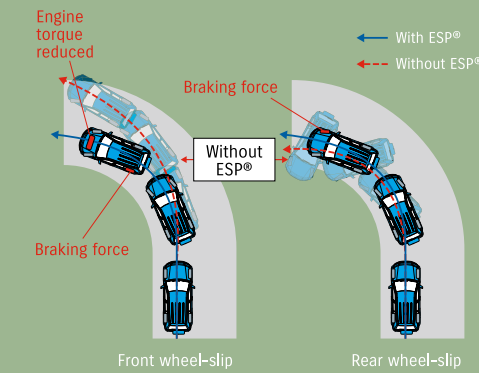


Agility and sporty handling is delivered through the independent suspension featuring front MacPherson struts and rear multi-link geometry. Both work in tandem to increase on-road responsiveness and off-road handling.



Safety and Security.

Experience the freedom of true peace of mind – the kind that comes with protection no matter what the road has in store.




Standard on all models is the Electronic Stability Program®* (ESP®). This advanced technology helps manage three important functions: ABS with EBD, traction control and stability control. Using various sensors, the ESP® is able to determine and hold the intended cornering line and optimize both traction and stability by reducing front and rear wheel-slip.



SRS dual front, seat-mounted and side curtain airbags are standard.

Note: The SRS airbags are shown inflated for descriptive purposes.



Head-impact protection is built into all pillars and upper cabin surfaces to help minimize head injuries in the event of an accident.

Available on V6 models, the Hill Descent Control feature allows for smooth and controlled descents by automatically applying the appropriate braking force necessary. Hill Hold Control applies the brakes to protect the vehicle from rolling backwards.



Ample stopping power is made possible with standard front and rear ventilated disc brakes. Standard anti-lock brakes (ABS) with electronic brake-force distribution (EBD) and brake assist function provide yet another level of safety.

3-point ELR seat belts are designed to keep rear seat occupants safe.



2010 Grand Vitara

4 CYLINDER				V6	
COMFORT	JX	JLX	JLX-L	JLX	JLX-L
Power, rack & pinion steering	S	S	S	S	S
Power windows with driver's express down	S	S	S	S	S
Power door locks	S	S	S	S	S
2-stage remote keyless entry with panic function	S	S	S	S	S
SmartPass™ keyless entry and start system	S	S	S	S	S
Air conditioning	S	S	S	S	S
Automatic climate control	S	S	S	S	S
Micron air filter	S	S	S	S	S
AM/FM/CD/MP3/WMA player (6 speakers)	S	N/A	N/A	N/A	N/A
AM/FM/CD/MP3/WMA player (7 speakers w/subwoofer)	N/A	S	S	S	S
Auxiliary audio input jack	S	S	S	S	S
Digital Clock	S	S	S	S	S
Illuminated steering wheel mounted audio controls	S	S	S	S	S
Speed sensing volume control	S	S	S	S	S
XM satellite radio ready (optional receiver & antenna required)	S	S	S	S	S
Cruise control	S	S	S	S	S
Power glass sunroof with tilt and slide feature	N/A	S	S	S	S
Front independant MacPherson Strut and rear independant Multi-link suspension	S	S	S	S	S
INSTRUMENT PANEL					
Tachometer	S	S	S	S	S
Door ajar warning lamps	S	S	S	S	S
Seat belt reminders (driver & front passenger)	S	S	S	S	S
Information display (outside temperature, fuel consumption & range)	S	S	S	S	S
Light-off / key reminder	S	S	S	S	S
Warning indicators (low fuel, icy road)	S	S	S	S	S
Steering lock	S	S	S	S	S
Leather-wrapped steering wheel	S	S	S	S	S
Tilt steering wheel	S	S	S	S	S
INTERIOR					
Centre cabin light with fade-out (3 position)	S	S	S	S	S
Rear cabin light (3 position)	S	S	S	S	S
Front map lights	S	S	S	S	S
Rear cargo light (2 position)	S	S	S	S	S
Front door courtesy lights	N/A	S	S	S	S
Floor mats (front & rear)	S	S	S	S	S
Seat material					
Fabric	S	S	N/A	S	N/A
Leather	N/A	N/A	S	N/A	S
Heated front seats	N/A	S	S	S	S
Sun visors with extensions and vanity mirrors	S	S	S	S	S
Cup holders (2 front / 2 rear)	S	S	S	S	S
Bottle holders (2 in front doors)	S	S	S	S	S
Day / night rear view mirror	S	S	S	S	S
Reclining seats (front & rear)	S	S	S	S	S
Height-adjustable driver's seat	S	S	S	S	S
Split-folding rear seatbacks (60/40)	S	S	S	S	S
Front/rear head restraints (2/3)	S	S	S	S	S
Sliding front seat centre armrest with storage compartment	S	S	S	S	S
Front & rear door armrests	S	S	S	S	S
4 assist grips (2 front / 2 rear)	S	S	S	S	S
Front & rear door pockets	S	S	S	S	S
Front seatback pockets	S	S	S	S	S
Storage pockets (cargo area & tailgate)	S	S	S	S	S
Overhead console	S	N/A	N/A	N/A	N/A
Accessory power outlets (console x 2, cargo area x 1)	S	S	S	S	S
Cargo area cover	S	S	S	S	S
Cargo area convenience hooks (4)	S	S	S	S	S
Coat hooks (2)	S	S	S	S	S
Driver's footrest	S	S	S	S	S
EXTERIOR					
Halogen headlights (multi-reflector and projector)	S	S	S	S	S
Automatic headlights (on/off)	S	S	S	S	S
Privacy glass	S	S	S	S	S
Power mirrors (heated)	S	S	S	S	S
Variable intermittent wipers	S	S	S	S	S
Rear window wiper/washer with fixed intermittent	S	S	S	S	S
Rear window defroster with timer	S	S	S	S	S
Remote fuel door release	S	S	S	S	S
Body-coloured bumpers/mirrors/door handles	S	S	S	S	S
Fog lamps	N/A	S	S	S	S
Roof rails	S	S	S	S	S
Hard full spare tire case with "Suzuki" logo	S	S	S	S	S
Aluminum alloy wheels	S (17 inch)	S (17 inch)	S (17 inch)	S (18 inch)	S (18 inch)
Tires	P225/65R17	P225/65R17	P225/65R17	P225/60R18	P225/60R18



Features & Specifications

4 CYLINDER				V6	
SAFETY AND SECURITY	JX	JLX	LEATHER	JLX	LEATHER
Engine block heater	S	S	S	S	S
4 Mode 4WD (4H, 4H LOCK, 4L LOCK, Neutral)	S	S	S	S	S
Dual front airbags	S	S	S	S	S
Front seat-mounted side airbags	S	S	S	S	S
Side-curtain airbags	S	S	S	S	S
ABS with EBD (Electronic Brake-Force Distribution)	S	S	S	S	S
Centre high-mounted rear stop lamp	S	S	S	S	S
Brake assist	S	S	S	S	S
Front and rear ventilated disc brakes	S	S	S	S	S
ESP* (Electronic Stability Program) with traction control	S	S	S	S	S
Engine immobilizer	S	S	S	S	S
3-point ELR seat belts (all 5 seating positions)	S	S	S	S	S
Height adjustable front seat belt anchors	S	S	S	S	S
ISO-FIX child safety seat provisions (2 rear)	S	S	S	S	S
Childseat tether anchorage (3 rear)	S	S	S	S	S
Child-proof rear door locks	S	S	S	S	S
Daytime running lights	S	S	S	S	S
Side impact beams	S	S	S	S	S
Hill hold and Hill descent control	N/A	N/A	N/A	S	S

*ESP is a registered trademark of Daimler AG

S: Standard N/A: Not Available


EXTERIOR DIMENSIONS				WEIGHTS		4AT	5AT
Overall length	mm (inch)	4,500 (177.1)		Curb weight (min.)	JX	1,656 (3,649)	-
Overall width	mm (inch)	1,810 (71.3)		kg (lbs)	JLX	1,671 (3,682)	1,791 (3,948)
Overall height	mm (inch)	1,695 (66.7)			JLX-L	1,675 (3,691)	1,795 (3,957)
Wheelbase	mm (inch)	2,640 (103.9)		Gross vehicle weight	JX	2,118 (4,669)	-
Tread	Front	mm (inch)	1,540 (60.6)	kg (lbs)	JLX	2,133 (4,702)	2,203 (4,856)
	Rear	mm (inch)	1,560 (61.4)		JLX-L	2,137 (4,709)	2,207 (4,865)
Ground clearance	mm (inch)	200 (7.9)					
Minimum turning radius	m (ft)	5.5 (18.0)					
Seating capacity	persons	5					

INTERIOR DIMENSIONS				FUEL CONSUMPTION			4AT	5AT
Head Room	Front	mm (inch)	1,016 (40.0)	Fuel tank capacity (litres)		66	66	
	Front w/ sunroof	mm (inch)	971 (38.2)	Fuel economy City/Highway		11.2/8.6	12.5/8.6	
	Rear	mm (inch)	970 (38.2)	L/100 km (mpg)		(25/33)	(23/33)	
Leg Room	Front	mm (inch)	1,050 (41.3)	TOWING CAPACITY				
	Rear	mm (inch)	945 (37.2)	Towing capacity		kg (lbs)		1,360 (3,000)
Shoulder Room	Front	mm (inch)	1,432 (56.4)					
	Rear	mm (inch)	1,394 (54.9)					
Hip Room	Front	mm (inch)	1,409 (55.5)					
	Rear	mm (inch)	1,119 (44.0)					
Cargo Length	Behind 2nd Seat	mm (inch)	709 (27.9)					
	2nd Seat Folded	mm (inch)	1,620 (63.8)					
Cargo Height		mm (inch)	1,037 (40.8)					
		mm (inch)	1,014 (39.9)					
Luggage Capacity		litres (cubic feet)	354 (12.5)					
Cargo Volume Index	Behind 2nd Seat	m³ (ft³)	0.81 (28.4)					
	w/sunroof	m³ (ft³)	0.75 (26.6)					
	2nd Seat Folded	m³ (ft³)	2.01 (70.8)					
	w/sunroof	m³ (ft³)	1.88 (66.3)					
Interior Volume		litres (ft³)	3,080 (111.1)					
	w/sunroof	litres (ft³)	3,010 (108.6)					

ENGINE				TRANSMISSION			4AT	5AT
Number of cylinders		4	6	Gear ratio	1st	2.826	3.520	
Number of valves		16	24		2nd	1.493	2.043	
Piston displacement	cc	2,393	3,195		3rd	1.000	1.401	
Bore x stroke	mm (inch)	92 x 90 (3.62 x 3.54)	89 x 85.6 (3.5 x 3.37)		4th	0.688	1.000	
Compression ratio		10 : 1	10 : 1		5th	N/A	0.717	
Maximum output	hp @ rpm	166 @ 6,000	230 @ 6,200	Final gear ratio	Reverse	2.703	3.224	
Maximum torque	lb-ft @ rpm	162 @ 4,000	213 @ 3,500			5.125	3.583	
Fuel distribution		Multi Point Injection	Multi Point Injection		Transfer gear ratio	High	1.000	1.000
					Low	1.970	1.970	

SUZUKI SECURE ADVANTAGE PROTECTION: We are proud to deliver each 2010 Suzuki with Suzuki Secure Advantage Protection warranty coverage at no additional cost. The Suzuki Secure Advantage Protection plan features a 5-year/100,000 kilometre Powertrain Warranty, a 3-year/60,000 kilometre New Vehicle Limited Warranty and a 5-year unlimited mileage Anti-Perforation warranty. All warranties are zero deductible and fully transferable at no cost. ROADSIDE ASSISTANCE: For added peace of mind, SUZUKI SECURE ADVANTAGE PROTECTION includes numerous roadside assistance benefits. Wherever you may be in Canada or the continental United States, should you require roadside service for towing due to collision or mechanical problems, battery boost, if you have run out of fuel, or locked your keys in your car, have a flat tire or require winching or extrication to get you back on the road, Suzuki Secure Advantage Roadside Assistance has you covered, at no additional cost to you. Just call our toll-free number and a bilingual Suzuki Secure Advantage Roadside Assistance counsellor will help you on your way. 24 hours/day, 365 days/year. This plan also features Trip Interruption benefits so if you are more than 100 kilometres from home and your vehicle is undrivable for any reason, you can make alternate arrangements and request reimbursement for expenses incurred within 3 days and up to \$300. Suzuki Secure Advantage Roadside Assistance covers your 2010 Suzuki for 3 years with no mileage limitations. SUZUKI PROTECTION PLAN: Should you plan to drive your new Suzuki farther or longer than the coverage provided by the Suzuki New Vehicle Limited Warranty, the Suzuki Protection Plan will be of special interest to you. Suzuki Protection Plan provides you with the ability to enhance and extend coverage already provided by the new vehicle limited warranty. Suzuki Protection Plan offers you affordable, cost-effective peace of mind in the event of unexpected mechanical failure or other roadside emergencies for up to 7 years or 140,000 kilometres. Suzuki Protection Plan offers a vast choice of coverage levels, terms and deductibles allowing you to select the specific plan best suited to your ownership requirements. Ask your Suzuki dealer for a complete explanation of the benefits, coverages, limitations and exclusions of Suzuki Protection Plan, to better assist you in choosing the coverage that best suits your needs. The Suzuki Logo, Suzuki, Kizashi, Grand Vitara, SX4, and Equator are registered trademarks of Suzuki Motor Corporation of Japan. DRIVE RESPONSIBLY. BUCKLE UP FOR SAFETY—DON'T DRINK AND DRIVE. Specifications and equipment based on information available at time of printing and subject to change without notice, and may differ in each sales area. Some vehicles shown with optional equipment. Colours shown may vary from actual colours. For more details on 2010 options, accessories and specifications, contact your local Suzuki dealer. To avoid injury from an inflating airbag always place children twelve years old and under in the rear seat. Always move both driver and passenger seats as far back from airbags as practical; never transport a child in a rear-facing seat in the front seat. Always use the seat belts and buckle up properly. Fuel economy estimates are determined by using Transport Canada approved testing methods. All other trademarks and copyrights are the property of their respective owners. XM Radio: Required XM® tuner and subscription sold separately. Subscriptions subject to customer agreement available at xmradio.com. The XM name is a registered trademark of XM Satellite Radio, Inc. ©2010 Suzuki Canada Inc.

*based on 2009 4 cylinder competitive information at time of print.



Way of Life!