

JIMNY 4WD



Way of Life!





Jimny Sierra shown throughout with optional extra fog lamps and spare wheel cover.

Take your fun to the limit

No matter how much you enjoy the day to day, sometimes you need to push the limits and just see where life takes you. That's when you need a reliable mate who won't let you down. A faithful companion who goes wherever you choose and, when the journey ends, always gets you home safely. Jimny was made to roam. In the city, in the country, up and down mountain trails and out the back of beyond. Powerful yet compact and economical, practical yet so much fun. A real 4X4 for those who love life.



Every day is a new adventure



While Jimny loves to roam, it's also right at home in the city. The daily commute takes on a whole new sense of fun when you get behind the wheel of your Jimny. A striking presence and a great sense of style is just the beginning: Jimny is easy to manage, even in heavy traffic and tight spaces. The driving position keeps you heads above the crowd and alert to whatever the busy city tosses your way. Inside you'll be comfortable and secure in the knowledge that this off-roader is tough enough for the big outdoors, so it's sure to take good care of you in town.





Cockpit meters are positioned in an easy-to-read cluster, keeping essential information in a clear line of sight.



Travel easy, travel safe

In new Jimny, comfort and safety are just as important as style. Contoured seats are designed to cradle your body, strategically positioned compartments fall easily to hand, and all essential instruments and controls are right where you need them. It's all designed to keep you feeling fresh and in control no matter what the driving conditions.

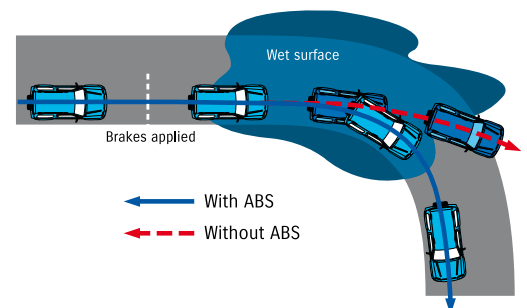
You'll also find a surprising amount of luggage space, with multi-folding front and rear seats to provide easy access and room to store larger items. Seats are upholstered with quality,

hard-wearing fabrics, the dashboard and doors are fully trimmed. There are also power door locks, electric windows and air conditioning standard on the Jimny Sierra.

Active safety is a core part of Suzuki's comprehensive approach to driver and passenger protection. Excellent visibility, handling, braking and acceleration are always your first line of defence in an emergency, but just in case, the Sierra is equipped with anti-lock braking (ABS) to improve control. For passive safety, every Jimny is fitted with dual

SRS airbags, a rigid body structure with built-in crumple zones, and side impact beams in the doors. Front and rear seats have three-point seat belts with pretensioners in the front positions.

Anti-lock braking system (Jimny Sierra)



Clever storage makes the most of Jimny's interior space, with split folding seats that optimize luggage space for those weekend trips and back country adventures.



Glove box



Storage pockets (Sierra)



Floor console tray



Centre console box with cup holders



Storage pockets with cup holders

The real deal all the way

At the heart of your Jimny is class-leading 4WD technology and a sturdy, ladder-type, three-section frame that stabilises the ride and absorbs shock from the roughest terrain. The rigid frame is complemented by eight body mounts and comprehensive noise reduction measures to ensure Jimny runs smoothly and quietly. High performance, three-link coil suspension handles both highway curves and rocky slopes with assurance.

Large diameter front disc brakes are servo assisted, so less effort is needed

on the pedal. Generous approach and departure angles give you extra confidence for climbing hills.

An economical 4-cylinder 1,328cm³ DOHC engine provides all the lean muscle you need for dynamic performance, with plenty of torque to handle the toughest conditions like dirt roads and snow.


Jimny is equipped with your choice of a four-speed automatic or five-speed manual transmission. A lock-up function on the automatic transmission boosts

fuel economy at highway speeds.

The engine puts its power through a Drive Action 4X4 system with air locking hubs, that allows on-the-fly shifting between 4WD and 2WD modes, so you can respond to changing conditions in an instant. In 4WD mode, you can select high ratio for slippery conditions or low ratio for off road slopes and extra traction.



Dual SRS Front Airbags are part of the safety package




Large diameter Front Disc Brakes



Economical 1300cc DOHC Engine



Auto or Manual Transmission



A full, ladder type frame is at the heart of Jimny's tough off-road ability.

2WD 2H **4H 4WD**
DRIVE ACTION 4x4




The dash-mounted electronic 4WD selector is simple to operate.

EQUIPMENT	JX	SIERRA
COMFORT		
Power steering	•	•
Electric windows	-	•
Electrically adjustable exterior mirrors	-	•
Remote central door locking	-	•
CD stereo with AM/FM tuner	•	•
Air conditioning	-	•
INSTRUMENT PANEL		
Tachometer	•	•
LED speedometer with fuel warning light	•	•
Red backlit instruments	•	•
Digital tripmeter	•	•
Lights-off and key reminder	•	•
Glovebox & passenger side compartment	•	•
3-spoke urethane steering wheel	•	•
Steering lock	•	•
INTERIOR		
Cabin light - 3-position	•	•
Sunvisors with driver's side vanity mirror	•	•
Day/night rear view mirror	•	•
Console box with cup holder	•	•
Walk-in system - passenger's side	•	•
Reclining & sliding front seats	•	•
Detachable head restraints - front & rear	•	•
Fabric seat material	•	•
Separate reclining & split-folding rear seats	•	•
Front door pockets/armrests	•	•
Fabric accented door trim	•	•
Fabric floor carpet/luggage compartment mat	•	•
Assist grips	•	•
Rear quarter trim with pocket & cup holder	•	•
Luggage area underfloor storage box	•	•
Remote fuel lid opener	•	•
EXTERIOR		
Green tinted glass - UV front windows	•	•
Halogen headlights	•	•
Body-coloured bumpers	•	•
2-speed & intermittent wipers	•	•
Rear window defogger/wiper/washer	•	•
Coloured side splash panels	•	•
Roof rails	-	•
Retractable aerial	•	•
Alloy wheels	Optional	•
SAFETY & SECURITY		
Push Button Drive Select 4WD system	•	•
Free wheel hubs (air hubs)	•	•
SRS dual front airbags	•	•
Anti-lock braking system (ABS)	-	•
Collapsible steering column	•	•
Front ELR seatbelts (pretensioners & force limiters)	•	•
Height adjustable front seat belt anchors	•	•
Adjustable head restraints	•	•
Passenger grab handle	•	•
Side impact beams	•	•
High-mounted stoplamp	•	•
Immobiliser	•	•

SPECIFICATIONS			JX	SIERRA MANUAL	SIERRA AUTO
DIMENSIONS					
Overall length		mm	3,645		
Overall width		mm	1,600		
Overall height		mm	1670	1,705	
Wheelbase		mm	2,250		
Track	Front	mm	1,355		
	Rear	mm	1,365		
Ground clearance		mm	190		
Minimum turning radius		m	4.9		
WEIGHTS					
Curb weight (min.)		kg	1060	MT 1,060	AT 1,075
Gross vehicle weight		kg	1420	1,420	
ENGINE					
Type			M13A with VVT		
Number of cylinders			4		
Number of valves			16		
Piston displacement		cm³	1,328		
Bore x stroke		mm	78.0×69.5		
Compression ratio			9.5:1		
Maximum output		kW/rpm	63/6,000		
Maximum torque		Nm/rpm	110/4,100		
Fuel distribution			Multipoint injection		
Fuel type			95RON		
Fuel consumption	Urban	Litres/100km	9.1	9.1	9.6
	Extra-Urban	Litres/100km	6.1	6.1	6.4
	Combined	Litres/100km	7.2	7.2	7.6
TRANSMISSION					
Part time drive action 4x4			High/low ratio transfer gears		
Type			5 speed man	5 speed man	4 speed auto
Final drive ratio			4.300	4.300	4.090
Transfer gear ratio	High		1.000	1.000	1.320
	Low		2.002	2.002	2.643
CHASSIS					
Steering			Ball and recirculating		
Brakes	Front		Ventilated disc		
	Rear		Drum, leading & trailing		
Suspension	Front		3-link with coil spring rigid axle		
	Rear		3-link with coil spring rigid axle		
Tyres			205/70R15		
CAPACITY					
Seating capacity		Persons	4		
Fuel tank capacity		Litres	40		

JIMNY COLOUR OPTIONS: See your dealer for current availability.



Clear Beige Metallic



Silky Silver Metallic



Superior White




Twilight Purple Pearl



Nocturne Blue Pearl



Phoenix Red Pearl



A: 37° approach angle B: 31° ramp breakover angle C: 46° departure angle



SUZUKI NEW ZEALAND LIMITED 1 HEADS ROAD, WANGANUI, NEW ZEALAND. WWW.SUZUKI.CO.NZ

Standard and optional equipment available may vary from time to time. Some European models illustrated – please enquire at your Suzuki dealer for exact specifications. Suzuki New Zealand Ltd reserves the right to change, without notice, prices, colours, materials, equipment, specifications and models, and also to discontinue models. October 08 #6154r.