




SWIFT

SWIFT

 **SUZUKI**
Way of Life!



01 ■ LOOK

The innovative Suzuki Swift. Inspired by Europe. Built in Japan to impeccable quality standards.

Take a closer look. You'll notice the exterior styling. Sporty, solid, and purposeful. The bold front face, with clear headlights and wide air-dam. Large wheels, flared wheel arches and contoured shoulders. Rear 'roof end' spoiler and wraparound glass surfaces. While the S model includes alloy wheels and fog lamps. The Swift is a car for those who like to play.



Our engineers set out to give Swift owners the ideal driving experience - dynamic, sophisticated and comfortable. The Swift's perky engine, rigid chassis system and advanced suspension deliver exhilarating ride and handling. Want to put a smile on your face? Drive a Swift. You'll see how serious we are about fun.

DRIVE. ■ 02

SWIFT

03 ■

FEEL

Step inside the Swift. The interior is chic, sporty and exceptionally well-finished. The driver's seat provides excellent support and hold. While class-leading leg-room adjustment, height adjustment, and steering wheel tilt adjustment ensure that almost anyone can find their ideal driving position. The low-set instrument panel allows greater road visibility. And the easy-to-read triple-gauge instrument cluster reflects Suzuki's racing heritage. The Swift's interior is designed to make you feel like driving.



Clever, efficient design means the Swift is very easy to live with. You'll find a surprising amount of space and flexibility. The low, flat luggage area, with split rear seats, gives you plenty of room for the stuff that makes your life enjoyable. And for your convenience, we've included lots of storage compartments.

LIVE ■ 04



05 ■ GET

Swift owners get a lot of value. The design and build quality of the Swift is a class above its competitors. Other cars that offer a similar driving experience cost many thousands of dollars more.

Equipment levels also represent great value. The Swift comes standard with: centrally located information display showing time, fuel consumption, and outside temperature; easy-to-operate steering-wheel-mounted audio system controls; electric windows and mirrors, six speaker stereo CD system, air conditioning, power steering, remote central locking with hazard lamp answer-back, UV-reducing glass, and lots more.

Finally, the driver's side sun visor contains a vanity mirror. Look in it. See yourself smile.



GO ■ 06

What makes the Swift such an involving drive? Start with the power train: 1.5 litre, 74 kW, quad-valve, 133Nm, with variable valve timing.

Plenty of useful power, and perfectly matched to the quick shifting 5-speed manual gearbox, and optional 4-speed automatic.

The engine is tuned to maximise performance at low and mid-range speeds, so you get power when you need it most. The advanced chassis, suspension and wide track keep the Swift balanced and eager to perform. While low overall weight means plenty of zip.

For Swift drivers, playtime is never over.



SWIFT





07 ■ PROTECT

The Swift incorporates the latest safety and security technology. Helping the driver avoid hazards is a range of active safety technologies. These include a four-wheel anti-lock braking system, an electronic brake-force distribution system, and of course, the Swift's superb handling characteristics.

Should a collision occur, occupants are protected by a collapsible steering column, leg-injury-mitigating brake and clutch pedals, front-seatbelt pre-tensioners and force limiters, energy-absorbing trim and front airbags. Side and rear curtain airbags are standard equipment on the S model.

For theft prevention, the Swift comes with an immobilizer, and Suzuki's latest tamper-resistant door locks.



nb. Australian model includes 3rd row rear seat headrest and centre lap-sash seatbelt not shown here.





SWIFT



08. YOU

How do you turn a Swift into **your** Swift? By choosing from our full range of Swift accessories. There are spoilers to make your Swift even more eye-catching. A range of roof racks that allow you to transport your favourite toys. And dozens of other items to add comfort, convenience and flair. So whatever your personal style, you'll find a set of Swift accessories that help you express it.

ACCESSORIES	DESCRIPTION	PART NUMBER
EXTERIOR – PROTECTION AND STYLE		
HEADLAMP PROTECTORS		990AA-00115-001
WEATHERSHIELD	RHS	990AA-00215-001
WEATHERSHIELD	LHS	990AA-00215-002
BONNET PROTECTOR		990AA-00315-001
MUD FLAP	COLOUR CODED**	99000-99004-XXX
REAR UPPER SPOILER	COLOUR CODED**	99000-99056-XXX
TOW BAR	WITH HARNESS	990AA-01715-001
LOCK NUT SET		990AA-01415-P01
ALLOY WHEELS		43200-63830-27N
FOG LAMP ASSEMBLY		35500-63J00
INTERIOR – COMFORT AND CONVENIENCE		
FLOOR MAT SET	MT, FR & RR	990AA-00815-001
FLOOR MAT SET	AT, FR & RR	990AA-00815-002
PREMIUM CARGO MAT		990AA-00815-003
SEAT COVER	FR,W/SIDE AIR BAG	990AA-01115-001
SEAT COVER	FR,N/SIDE AIR BAG	990AA-01115-002
SEAT COVER	RR	990AA-01115-003
ALLOY PEDAL SET	MT	99000-99036-MT1
ALLOY PEDAL SET	AT	99000-99036-AT1
ASHTRAY		99000-99012-83H
CIGARETTE LIGHTER		99000-99022-107
CARGO TRAY		99000-99023-N20
REVERSE PARKING AID	COLOUR CODED**	990AA-63J00-XXX
CRUISE CONTROL KIT	MANUAL UPGRADE OPTION*	99000-990AA-005
FIRST AID KIT, SMALL		990AA-02010-002
FIRST AID KIT, LARGE		990AA-02010-003

*If ordering cruise control for manual transmission a manual upgrade kit is required.

**These items are colour coded. Please advise your car colour when ordering.

ACCESSORIES	DESCRIPTION	PART NUMBER
AUDIO SYSTEM UPGRADES – SERIOUS SOUND		
SUB WOOFER		990AA-01215-002
SPEAKERS	PAIR	990AA-01215-003
SPEAKER BRACKET		99000-99076-N40
CD STACKER	FITTED BENEATH FR PASSENGER SEAT	990AA-01215-001
PREMIUM SOUND UPGRADE PK	BRACKETS, SUB WOOFER PLUS 4 SPEAKERS	990AA-01215-PK1
ROOF RACK & ACCESSORIES – FOR YOUR FAVOURITE TOYS		
ROOF RACKS		990AA-00715-001
AERIAL MOUNTING KIT		990AA-00715-AMK
BIKE CARRIER FORK MOUNT		990AA-00715-BC2
SKI CLIPS	1 PAIR	990AA-00715-SC1
LOCKING ARM	2 PAIR SKIS	990AA-00715-LA2
LOCKING ARM	3 PAIR SKIS	990AA-00715-LA3
LOCKING ARM	4 PAIR SKIS	990AA-00715-LA4
LOCKING ARM	6 PAIR SKIS	990AA-00715-LA6
TIE DOWN ATTACHMENTS	2 PAIR	990AA-00715-TDA
TIE DOWN STRAPS CAM LOCK	1 PAIR	990AA-00715-TDC
TIE DOWN RATCHET		990AA-00715-TDR
TIE DOWN SLIDES	1 PAIR	990AA-00715-TDS
CAM LOCK TIE DOWN	1 PAIR	990AA-00715-RCT
WATER CRAFT CARRIER		990AA-00715-WCC
WATER CRAFT HOLDER		990AA-00715-WCU
LUGGAGE TRAY	SMALL	990AA-00715-LTC
LUGGAGE BOX	300 LITRE	990AA-00715-P20
LUGGAGE BOX	370 LITRE	990AA-00715-P21
LUGGAGE BOX	360 LITRE	990AA-00715-P22

SWIFT



BONNET PROTECTOR

HEADLAMP PROTECTORS

FOG LAMPS

ALLOY WHEELS 15"

ROOF SPOILER

WEATHER SHIELD, LH



ROOF RACKS

ROOF RACK (EXTRA FIITTINGS)

LUGGAGE BOX

MUD FLAP (FRONT)

MUD FLAP (REAR)

FLOOR MATS



SEAT COVER (FRONT)

SEAT COVER (REAR)

CRUISE CONTROL

PREMIUM CARGO MAT

RUBBER LIPPED CARGO LINER

TOW BAR



ASHTRAY INSERT

CIGAR LIGHTER

FIRST AID KIT (SMALL/LARGE)

ALLOY PEDAL SET

PREMIUM SOUND UPGRADE KIT

CD STACKER

SWIFT



SWIFT SPECIFICATIONS		SWIFT	SWIFT S
		1.5L Hatch	
		5MT	4AT
DIMENSIONS			
Overall length	mm	3,695	3,695
Overall width	mm	1,690	1,690
Overall height	mm	1,510	1,510
Wheelbase	mm	2,390	2,390
Track	front mm	1,470	1,470
	rear mm	1,480	1,480
Ground clearance	mm	145	145
Minimum turning radius	m	4.7	4.7
Seating capacity	persons	5	5
Luggage capacity • Rear seat folded/ raised (litre)		562/213	
ENGINE			
Type		M15A with VVT	M15A with VVT
Cylinders		4	4
Number of valves		16	16
Piston displacement	cc	1,490	1,490
Bore x stroke	mm	78.0 x 78.0	78.0 x 78.0
Compression ratio		9.5	9.5
Maximum output	kW/rpm	74/6,000	74/6,000
Maximum torque	Nm/rpm	133/4,000	133/4,000
Fuel distribution		MPI	MPI
TRANSMISSION			
Type		5MT	4AT
Gear ratio	1st	3.545	2.875
	2nd	1.904	1.568
	3rd	1.310	1.000
	4th	0.969	0.697
	5th	0.769	-
	Reverse	3.250	2.300
Final gear ratio		4.105	4.144
CHASSIS			
Steering		Rack & pinion	
Brakes	Front	Ventilated Discs	
	Rear	Drums, leading & trailing	
Suspension	Front	MacPherson Struts & Coil Springs	
	Rear	Torsion Beam & Coil Springs	
Tyres	Standard	185/60R15	
WEIGHT			
Curb weight (min)/(full option)	kg	1,030/1,040	1,050/1,060
Gross vehicle weight	kg	1,470	1,470
PERFORMANCE			
Maximum speed	km/h	175	170
FUEL CONSUMPTION*			
CO2 emissions	g/km	166	180
Urban	litre/100km	9.0	9.6
Extra-urban	litre/100km	5.9	6.2
Combined	litre/100km	7.0	7.5
Fuel tank capacity	litres	43	43


*Figures according to ADR81/01. Specifications may vary for individual markets.

EQUIPMENT	SWIFT	SWIFT S
COMFORT		
Power steering	•	•
Tilt steering	•	•
Electric windows (front & rear)	•	•
Central door locking	•	•
Remote controlled door locking with hazard lamp answerback	•	•
Heater	•	•
Manual air conditioning	•	•
Pollen filter	•	•
Audio antenna	•	•
6 speakers	•	•
CD player + steering wheel audio switches	•	•
INSTRUMENT PANEL		
Digital clock	•	•
Outside temperature display	•	•
Tachometer	•	•
Driver's seat belt warning lamp	•	•
Door ajar warning lamp	•	•
Light-off/key-off reminder	•	•
Fuel warning indicator	•	•
Fuel consumption gauge	•	•
Steering wheel (leather, 3 spoke)	•	•
INTERIOR		
Cabin light (3 position)	•	•
Luggage area light (2 position)	•	•
Cup holders (front:2/rear:1)	•	•
Sun visors (both sides)	•	•
Vanity mirror (driver's side)	•	•
Ticket holder (driver's side)	•	•
Centre console box	•	•
Day/ night rear view mirror	•	•
Material of front and rear seats	Fabric	Fabric
Driver's seat height adjuster	•	•
60:40 split tumble folding rear seat	•	•
Head restraints for all seats	•	•
Assist grips	3	4
Moulded, cloth accented door trims	•	•
Front door trim pockets (both sides)	•	•
Front seat back pocket (passenger's side)	•	•
Front seat undertray (passenger's side)	•	•
12V accessory socket (center console)	•	•
Rear luggage shelf	•	•
Chrome plated inside door opener	•	•
Black metallic painted door trim garnish	•	•
Remote fuel lid opener	•	•
Convenience hook (passenger's seat back)	•	•

EQUIPMENT	SWIFT	SWIFT S
EXTERIOR		
Halogen headlights	•	•
Electrically adjustable outside mirrors	•	•
Electromagnetic tailgate opener	•	•
2 speed + variable intermittent wipers	•	•
Rear wiper/washer (w/intermittent)	•	•
Rear window demister	•	•
UV cut glass windows (front doors)	•	•
Front fog lamps	-	•
Black coloured A & B pillars	•	•
Tyre & wheels (steel + full wheel caps)	185/60R15	-
Tyre & wheels (alloy wheels)	-	185/60R15
Body coloured outside door handles	•	•
Chrome exhaust tip	•	•
SAFETY & SECURITY		
Dual air bags	•	•
Side air bags (front seat mounted)	-	•
Front & rear curtain airbags	-	•
Head impact protection (structure)	•	•
Shift lock & key interlock (AT only)	•	•
ABS with EBD (electronic brake force distribution)	•	•
Immobiliser	•	•
Seat belt front: 3 point ELR pre-tensioner	•	•
Seat belt rear: 3 point ELR	•	•
High mounted stop lamp	•	•
Child seat tether anchorage (for 3 rear seats)	•	•
Child proof rear door locks	•	•
Side impact beams	•	•

Equipment and option availability may vary in individual markets


AVAILABLE COLOURS



Bluish Black Metallic



Pearl White



Silky Silver Metallic




Pearl Red Metallic



Kashmir Blue Metallic



Garnet Orange Metallic



Lavender Metallic



Azure Grey Metallic