



The 2000 Suzuki Sport Utility Program

V6 Grand Vitara

ENGINEERED BEYOND BELIEF™

Vitara 4-Door

Vitara Convertible

*At some companies, separate divisions
are responsible for the design of each type*

*of vehicle. Which can be somewhat
limiting. The Suzuki engineering
philosophy brings together our expertise
from all of our divisions: automobiles, to*

*motorcycles, to outboard engines, to our
world-beating racing programs. Which is
why many of the innovations you'll read
about in this brochure originate outside*

of automobile engineering.

Welcome to the 2000 Suzuki Sport Utility Program. As the name suggests, our

engineers have embarked upon a focused engineering program to bring you the

most capable, innovative line of compact sport utility vehicles in the industry.

The resulting SUVs, the Vitaras, are quite simply in a class of their own.

The number of "firsts" you'll find in our vehicles will amaze you. The first

compact SUV to offer a V6 engine. The first compact SUVs to be based on a rugged

ladder-box frame, just like larger, more expensive SUVs. The first to have shift-on-

the-fly four-wheel drive. Which we've lovingly dubbed Drive Select 4x4. These are

but a few of the engineering innovations you'll find in the Vitaras. You'll also find

numerous advances in stability, ride, safety and comfort. So many advances,

in fact, that you may think they're beyond belief. Which is what our new theme

line, "Engineered beyond belief," is all about.



Grand Vitara World Champion Hill Climbing SUV


The sport ute engineers are connected
to the motorcycle engineers.
The motorcycle engineers are connected
to the outboard motor engineers.
And they all have hip bones.

It's a whole weird connected thing.




Our engineers are rather proud folks.

So when they were challenged to create THE V6 GRAND VITARA. CHANGING THE FORMULA. The compact sport utility category will never be the same. The new standard of power in this class is a 2.5 litre, 24-valve, quad cam V6 enough for them to simply make the engine that pumps out 155 horsepower and a responsive 160 lb-ft of torque. For the Vitaras the best compact SUV. Dissatisfied with improving the current formula, they created a new formula, Which is why all Vitaras are designed on a rugged ladder-box frame, making them not only tougher than any other compact sport ute, but noticeably more refined in ride.



Full Frame 4x4



Grand Vitara V6 Engine

To become an engineer, you spend years studying formulas.
To engineer beyond belief, you start by throwing them out.

INNOVATIONS, INNOVATIONS AND YET MORE INNOVATIONS: The Vitaras are the first compact SUVs with Drive Select 4-wheel drive. A next-generation safety system that goes beyond seat belts, dual air bags and side impact beams to include a four-sensor, three channel ABS braking system with quicker response and reduced pedal pressure. Multi-reflector halogen headlights increase nighttime visibility. A sophisticated micron air filtration system removes dust, pollen and other environmental irritants. Plus a cabin that comfortably seats five and features 18 storage compartments as well as a host of amenities normally reserved for luxury-class SUVs.



Grand Vitara Dashboard






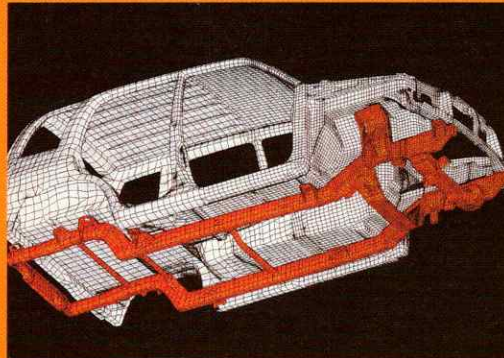





Vitara 4-Door 2.0 l DOHC Engine



Boxed Ladder Frame



5-Link Rear Suspension



THE VITARA 4-DOOR is designed for people who want all of the comfort,
engineering innovation and practicality of the Vitara sport utility program in an
economical package. Power is supplied by a smooth-running 2.0-litre, double
overhead cam engine with multipoint electronic fuel injection. Suzuki engineers
embarked upon a breakthrough "human engineering" program, in which vehicle
use, driving needs and favourite features were intensely studied. A result of this

Superior engineering means

not only achieving technical excellence
new way of thinking is the Vitara's incredibly comfortable and intelligent cabin,
but solving real human problems.

seat, front door pockets and a new raised-gauge package in the dashboard. And,
We believe in focusing our R&D efforts
of course, our class-redefining innovations, such as the rugged ladder-box frame
on bringing practical innovations to
and Drive Select four-wheel drive are present. Again, everything you need.
our vehicles. Every innovation

has a purpose. Never will you ask,

"Who needs that?"

Big ideas are just party talk
until someone engineers them to life.




Leather Interior with Wood Dash Trim
available on all J LX Grand Vitaras




Grand Vitaras Adventure Package Includes Front Brush Guard, Side Step Boards, Floor Mats, Centre Arm Rest, Upper Rear Spoiler and Front/Rear Mud Flaps



4-Door Vitara Shown with Optional Aluminum Wheels, Front Brush Guard and Tubular Chrome Running Boards



Vitara Convertible Advanced Suspension System



Instrument Panel

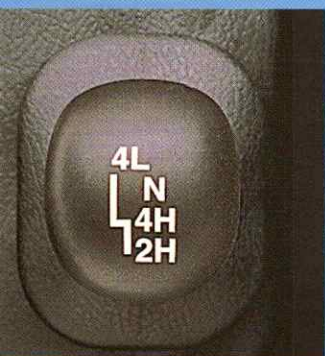
THE VITARA CONVERTIBLE. Okay, it looks cool. But the responsible side of you needs a bit of convincing. Let the rationalizing begin.

Status quo. Isn't that some European disco group?

A durable 2-piece canvas top that folds back. A 16-valve engine with multipoint fuel injection, available in either 2.0-litre twin cam or 1.6-litre formats. The Vitara rugged ladder-box frame and Drive Select four-wheel drive. An advanced suspension system featuring MacPherson struts on the front and a 5-link coil and rigid axle rear suspension. Our next-generation safety system,

with 3-point seat belts, dual air bags, multi-reflector halogen headlights with auto-on feature and side impact beams. All quite rational reasons for putting yourself in a Vitara Convertible. But the best reason? Our engineers have no idea what status quo means. And if they did, they certainly wouldn't have any respect for it. Witness the Vitara convertible.

Drive Select 4x4





Engine / Drive Train

Engine type	V6, 24-valve, quad cam
Induction system	Multipoint electronic fuel injection
Displacement	2,494 cc
Bore	84 mm (3.31 inch)
Stroke	75 mm (2.95 inch)
Horsepower (SAE net)	155 hp @ 6,500 rpm
Torque (SAE net)	160 lb.ft. @ 4,000 rpm
Transmissions	5-speed manual (4-speed automatic)

Exterior Dimensions

Overall length	4,180 mm (164.6 inch)
Overall width	1,778 mm (70.0 inch)
Overall height	1,740 mm (68.5 inch)
Wheelbase	2,480 mm (97.6 inch)
Tread	Front.....1,500 mm (59.1 inch)
	Rear.....1,500 mm (59.1 inch)
Min. running ground clearance	202 mm (8.0 inch)

Interior Dimensions

Headroom	Front.....1,013 mm (39.9 inch)
	Rear.....1,006 mm (39.6 inch)
Legroom	Front.....1,051 mm (41.4 inch)
	Rear.....912 mm (35.9 inch)
Shoulder room	Front.....1,341 mm (52.8 inch)
	Rear.....1,336 mm (52.6 inch)
EPA interior volume index	2,937 litre (103.7 cu.ft.)

Engine / Drive Train

Engine type	4-cylinder, 16-valve, DOHC
Induction system	Multipoint electronic fuel injection
Displacement	1,995 cc
Bore	84 mm (3.31 inch)
Stroke	90 mm (3.54 inch)
Horsepower (SAE net)	127 hp @ 6,000 rpm
Torque (SAE net)	134 lb.ft. @ 3,000 rpm
Compression ratio	9.7 : 1
Transmissions	5-speed manual (4-speed automatic)

Exterior Dimensions

Overall length	4,140 mm (163.0 inch)
Overall width	1,710 mm (67.3 inch)
Overall height	1,740 mm (68.5 inch)
Wheelbase	2,480 mm (97.6 inch)
Tread	Front.....1,460 mm (57.5 inch)
	Rear.....1,460 mm (57.5 inch)
Min. running ground clearance	202 mm (8.0 inch)

Interior Dimensions

Headroom	Front.....1,013 mm (39.9 inch)
	Rear.....1,006 mm (39.6 inch)
Legroom	Front.....1,051 mm (41.4 inch)
	Rear.....912 mm (35.9 inch)
Shoulder room	Front.....1,341 mm (52.8 inch)
	Rear.....1,336 mm (52.6 inch)
EPA interior volume index	2,937 litre (103.7 cu.ft.)

Engine / Drive Train 1.6L

Engine type	4-cylinder, 16-valve, SOHC
Induction system	Multipoint electronic fuel injection
Displacement	1,590 cc
Bore	75 mm (2.95 inch)
Stroke	90 mm (3.54 inch)
Horsepower (SAE net)	97 hp @ 5,200 rpm
Torque (SAE net)	103 lb.ft. @ 4,000 rpm
Compression ratio	9.5 : 1
Transmissions	5-speed manual

Exterior Dimensions 1.6L

Overall length	3,855 mm (151.8 inch)
Overall width	1,710 mm (67.3 inch)
Overall height	1,690 mm (66.5 inch)
Wheelbase	2,200 mm (86.6 inch)
Tread	Front.....1,460 mm (57.5 inch)
	Rear.....1,460 mm (57.5 inch)
Min. running ground clearance	202 mm (8.0 inch)

Interior Dimensions

Headroom	Front.....1,038 mm (40.9 inch)
	Rear.....1,003 mm (39.5 inch)
Legroom	Front.....1,051 mm (41.4 inch)
	Rear.....912 mm (35.9 inch)
Shoulder room	Front.....1,345 mm (53.0 inch)
	Rear.....1,336 mm (52.6 inch)
EPA interior volume index	2,739 litre (96.8 ft.)

Capacities

Cargo volume index	1,264 litre (44.6 cu.ft.)
Fuel tank	66 litre

Weights

Curb weight	1,450 kg (3,197 lbs)
Gross vehicle weight	1,870 kg (4,123 lbs)
Towing capacity	680 kg (1,500 lbs)

Chassis / Suspension

Body design	Body with steel ladder box frame
Steering type	Power-assisted rack and pinion
Front suspension	MacPherson strut with coil spring
Rear suspension	Rigid axle with 5-link design
Stabilizer	Front
Brake system	Front.....Ventilated disc
	Rear.....Drum
Turning diameter	10.6 m (34.8 ft.)
Tires	P235/60R16

EPA Fuel Economy Estimates M/T

City	L/100 km (mpg)	12.3 (23)	12.6 (22)
Highway	L/100 km (mpg)	9.7 (29)	10.2 (28)
Fuel type		Regular unleaded	

Capacities

Cargo volume index	1,264 litre (44.6 cu.ft.)
Fuel tank	66 litre

Weights

Curb weight	1,355 kg (2,987 lbs)	1,370 kg (3,020 lbs)
Gross vehicle weight	1,780 kg (3,924 lbs)	
Towing capacity	680 kg (1,500 lbs)	

Chassis / Suspension

Body design	Body with steel ladder-box frame
Steering type	Power-assisted rack and pinion
Front suspension	MacPherson strut with coil spring
Rear suspension	Rigid axle with 5-link design
Stabilizer	Front
Brake system	Front.....Ventilated disc
	Rear.....Drum
Turning diameter	10.6 m (34.8 ft.)
Tires	P215/65R16

EPA Fuel Economy Estimates M/T

City	L/100 km (mpg)	10.4 (27)	10.3 (27)
Highway	L/100 km (mpg)	8.5 (33)	8.4 (34)
Fuel type		Regular unleaded	

Capacities

Cargo volume index	954 litre (33.7 cu.ft.)
Fuel tank	56 litre

Weights

Curb weight	1,235 kg (2,723 lbs)	1,275 kg (2,811 lbs)	1,290 kg (2,844 lbs)
Gross vehicle weight	1,580 kg (3,483 lbs)	1,630 kg (3,593 lbs)	
Towing capacity	450 kg (1,000 lbs)		

Chassis / Suspension

Body design	Body with steel ladder-box frame
Steering type	Power-assisted rack and pinion
Front suspension	MacPherson strut with coil spring
Rear suspension	Rigid axle with 5-link design
Stabilizer	Front
Brake system	Front.....Ventilated disc
	Rear.....Drum
Turning diameter	9.6 m (31.5 ft.)
Tires	P205/75R15.....P215/65R16

EPA Fuel Economy Estimates 1.6L M/T 2.0L M/T 2.0L A/T

City	L/100 km (mpg)	9.2 (31)	10.4 (27)	10.3 (27)
Highway	L/100 km (mpg)	7.6 (37)	8.6 (33)	8.5 (33)
Fuel type		Regular unleaded		

Suzuki Parts, Accessories and Service have been satisfying even the most demanding customers for over 19 years. We're proud of the high standard of our quality products and reputable service. Service that you can depend on. When you purchase Suzuki accessories, you're guaranteed a high-quality, competitively priced product that has been specifically designed for your vehicle. Nationwide, our dealers are there to make sure that your vehicle gets the best possible care. Our highly trained technicians know your vehicle inside out. Be sure to insist on Genuine Suzuki Parts: then you know you're getting great value without compromising quality.



Suzuki, Grand Vitara and Vitara are registered trademarks of Suzuki Motor Corporation of Japan. DRIVE RESPONSIBLY; BUCKLE UP FOR SAFETY - DON'T DRINK AND DRIVE. NOTE: Sport utility vehicles handle differently than ordinary passenger cars. Caution: avoid sharp turns and abrupt manoeuvres, and always wear your seat belt. For specific details, please read your Owner's Manual for on- and off-road driving tips. Specifications and equipment based on information available at time of printing and subject to change without notice, and may differ in each sales area. Some vehicles shown with optional equipment. For more details on 2000 options, accessories and specifications, contact your local Suzuki dealer. Tread Lightly! On Public and Private Land. Along with concerned conservationists everywhere, Suzuki urges you to preserve your future off-road driving opportunities by showing respect for the environment, local laws and the rights of others. To avoid injury from an inflating air bag: Always place children twelve years old and under in the rear seat; always move both driver and passenger seats as far back from air bag as practical; never transport a child in rear-facing child seat in the front seat; always use the seat belts and buckle up properly.



Interested in a new Suzuki as often as every two years? Then the Suzuki Lease may be for you. With a Suzuki Lease, you pay for the length of time you drive - which can make driving financially convenient. When your lease is up, you can buy your Suzuki outright or get behind the wheel of a brand new one.



Grand Vitara JX Features

Adjustable front head restraints
Adjustable rear head restraint
AM/FM stereo cassette w/4-spkr
Auto lighting system
Cargo area cover
Cargo area power outlet
Cargo area side storage
Cargo hooks
Cargo light
Centre console
Child seat anchorage
Cloth seats
Coin case
Colour-keyed front and rear bumpers
Cup holders
Dual air bags
Electric rear-window defogger
Folding rear seatback (split)
Front seatback pockets
Front and rear door pockets

Full carpeting
Green-tinted glass
Overhead map lights
Power door locks (incl. back door)
Power mirrors
Power steering
Power windows
Rear-door child-safety locks
Rear wiper/washer
Remote fuel filler door opener
Roof rails
Spare tire cover
Storage trays under front seats
Tachometer
Tilt steering
Tripmeter
Vanity mirror (passenger side)
16" all-season radial tires
2-spd. + variable intermittent front wipers
4-Wheel ABS

Grand Vitara J LX (In addition to JX)

Air conditioning
AM/FM CD player w/4-spkr
Aluminum wheels

Cruise control
Hard spare tire cover

Grand Vitara J LX Limited

(In addition to JX and J LX)

Aluminum wheels with gold colour accent
Automatic transmission
Black, hard spare tire cover with gold logo
Black monotone exterior colour
Gold emblems and stripes
Halogen fog lamps
Leather seats
Special door trim fabric

Grand Vitara Adventure Package

(On J LX models only)

Centre armrest
Floor mats
Front brush guard
Front/rear mud flaps
Rear spoiler
Side boards

Leather Interior

(On J LX models only)

Leather seats and door trim
Wood trim dash



White



Silky Silver



Planet Gold



Saturn Black Metallic
(Limited only)



Bordeaux Red Metallic
(Two-tone)



Scuba Blue Metallic
(Two-tone)



Grove Green Metallic
(Two-tone)



Saturn Black Metallic
(Two-tone)

4-door Vitara Features

Accessory power outlet
Adjustable front head restraints
Adjustable rear head restraints
AM/FM stereo cassette w/4-spkr
Auto lighting system
Cargo area cover
Cargo area side storage
Cargo light
Centre console
Child seat anchorage
Cloth door panel inserts
Cloth seats
Coin case
Colour-keyed front and rear bumpers
Cup holders
Dual air bags
Folding rear seatback (split)

Front and rear door pockets
Front seatback pockets
Full carpeting
Overhead map lights
Power steering
Rear wiper/washer
Rear-door child-safety locks
Side protection mouldings
Spare tire cover
Storage trays under front seats
Tachometer
Tilt steering
Tripmeter
Vanity mirror (passenger side)
16" all-season radial tires
2-spd. + variable intermittent front wipers

4-door Vitara Option Package

(In addition to Standard Features)

Cruise control
Power door locks
Power mirrors
Power windows
4-speed automatic
4-Wheel ABS



White



Jet Black



Toreador Red Metallic



Cypress Green Metallic



Mercury Silver Metallic

Vitara Convertible 1.6L Features

Adjustable front head restraints
Adjustable rear head restraints
Auto lighting system
Cargo area side storage
Centre console
Child seat anchorage
Cloth seats
Coin case
Colour-keyed front and rear bumpers
Cup holders
Dual air bags
Folding rear seatback
Front door and rear quarter pockets

Front seatback pockets
Full carpeting
Green-tinted glass
Overhead map lights
Power steering
Spare tire cover
Tachometer
Tilt steering
Tripmeter
Vanity mirror (passenger side)
15" all-season radial tires
2-spd. + variable intermittent front wipers
2-piece canvas top

Vitara Convertible 2.0L Features

(In addition to 1.6L Features)

AM/FM stereo cassette w/4-spkr
Accessory power outlet
Power mirrors
Power windows
Power door locks
Split folding rear seatback
16" all-season radial tires

Vitara Convertible 2.0L Option Package

(In addition to 1.6L and 2.0L Features)

Aluminum wheels
4-Wheel ABS



White



Jet Black



Victory Red Metallic



Cypress Green Metallic



Mercury Silver Metallic



Brilliant Blue Metallic

SUZUKI SECURE

When you purchase a Suzuki, you're covered by a 3 year/80,000 km, zero-deductible, fully transferrable limited warranty. If any parts should fail due to defects in manufacturing or installation, they will be repaired or replaced free of charge. At no cost to you. Suzuki roadside assistance covers you anywhere in Canada and the continental U.S.A.

If you run into trouble, just call our toll-free number and you'll be connected to a bilingual Suzuki Secure counsellor who will give you the help you need. Your Suzuki will, if necessary, be towed free of charge (up to 30 km) to the nearest Suzuki dealer or CAA/AAA-approved service centre — 24 hours a day, 365 days a year. You're covered for 3 years/80,000 km.

SUZUKI SECURE PLUS

Many Suzuki owners plan to drive their new Suzuki farther or longer than the coverage provide by the new vehicle limited warranty. Suzuki Secure Plus is an extended protection plan which both enhances and extends the coverage already provided by the new vehicle limited warranty. Suzuki Secure Plus offers an affordable and cost-effective means to assure peace of mind in the event of unexpected mechanical failure or other roadside emergencies for up to 84 months (7 years) or 160,000 kilometres. From enhanced roadside assistance services, including towing, battery boost, fuel delivery service, flat tire repair assistance, winching, extrication and lockout assistance, to no-nonsense mechanical breakdown protection, Suzuki Secure Plus offers the ultimate protection for a new Suzuki. Suzuki Secure Plus offers a choice of coverage terms, allowing you to select the specific plan best suited to your ownership expectations.



For a Suzuki Dealer near you,

visit our web site at

www.suzuki.ca

 **SUZUKI**
Engineered beyond belief.™