



THE ALL-NEW

JIMMY **5-door**



BIG ON ADVENTURE



Ready for bigger adventures with the All-New Suzuki Jimny 5-door? —Now with more space to fuel your wildest dreams with comfort. Built for those who crave bigger adventures, this rugged yet spacious SUV offers ample room for your gear and companions.

Big on Space, Big on Adventure!



THE ICONIC 5-SLOT CHROME ACCENTS FRONT GRILLE

Jimny's off-road heritage shines through with its iconic round headlamps and signature 5-slot front grille, highlighted by chrome accents.



4 SPOTS PARKING SENSOR & REAR VIEW CAMERA

Ultrasonic sensors and a rearview camera in the rear bumper detect obstacles while reversing, with audible warning beeps that increase in frequency as you get closer.



NEW 9" HEAD UNIT DISPLAY

A LARGER car comes with a LARGER screen! Enjoy a more pleasurable journey with features like Vehicle Status Display, USB, Bluetooth®, and Smartphone Connection.



CONNECTIVITY AT THE TIP OF YOUR FINGER

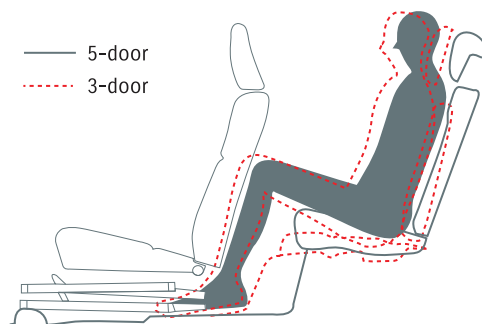
Equipped with new generation display audio with a large 9" touchscreen to make every drive is enhanced. With features like Vehicle Status Display, smartphone linkage, voice recognition, Bluetooth® music playback compatible with Apple CarPlay & Android Auto.



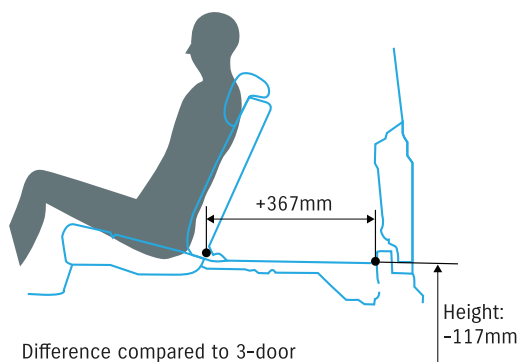
Apple CarPlay integrates with your iPhone and Siri, allowing you to get directions, make calls, play music, send and receive messages using either voice commands or the display audio touch panel interface.



Android Auto™ allows you to use voice commands for sending messages, getting directions, controlling media, and more. Simply say, "Hey Google™" or press and hold the voice control button on the steering wheel to begin.



Experience the ultimate adventure like never before with the Suzuki Jimny 5-door—now featuring extra space, a longer wheelbase, and two additional doors for enhanced comfort and versatility on every journey.



Difference compared to 3-door

With an expanded trunk perfect for unplanned and uncharted adventures, this upgraded icon gives you more space for more companions. Embrace every moment, wherever the journey takes you.



PERFORMANCE

RELENTLESS PERFORMANCE

Its dynamic 1.5L K15B engine delivers consistent torque across the RPM range, ensuring dependable power to tackle any terrain with ease.



ALLGRIP
PRO

MASTER EVERY TERRAIN WITH EASE

Engage the 4L mode via transfer lever when challenges arise, and experience unparalleled torque and traction. With ALLGRIP PRO, the Jimny 5-door excels both on and off-road, ready for your next adventure.



CONFIDENCE IN DRIVING

With its robust ladder frame, this vehicle is built to withstand torsion and excel on rugged terrains. Drive with confidence, wherever your adventure takes you.



UNPARRALLELED GRIP

With its 3 Link Rigid with Coil Spring Suspension, the Suzuki Jimny 5-door's full-width axles ensure exceptional grip on any terrain. When one wheel encounters an obstacle, the axle pushes the opposite wheel down, enhancing tire contact and stability on rough roads.





SAFETY FEATURES

AIRBAGS

Six airbags on-board, including dual front, side, and curtain airbags, this ensures comprehensive protection for you and your passengers.



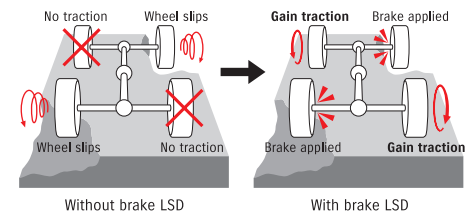
HILL DESCENT CONTROL

With Hill Descent Control, the Suzuki Jimny 5-door handles steep descents effortlessly. It automatically engages the brakes to keep you steady at 10km/h in High Range and 5km/h in Low Range, letting you concentrate on steering with confidence.



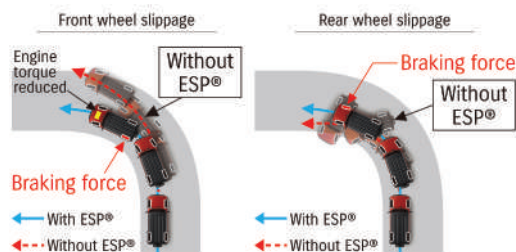
HILL HOLD CONTROL

Keeps you steady on uphill starts by preventing roll-back for around two seconds, so you can smoothly switch from brake to accelerator.



BRAKE LIMITED SLIP DIFFERENTIAL TRACTION CONTROL

When navigating slippery surfaces, the Brake LSD Traction Control kicks in. It automatically brakes the slipping wheels and redirects torque to the others, ensuring you stay on track and make a smooth escape.




ELECTRONIC STABILITY PROGRAMME (ESP)

Master every curve and conquer slippery roads with confidence—the ESP system detects wheel slip, regulates engine torque, and applies brakes selectively, ensuring you stay in control and maintain traction wherever your adventure takes you with confidence.



PEDESTRIAN SAFETY


Engineered with care: The Suzuki Jimny 5-door's front bumper, fenders, bonnet, and other front-end components are designed to absorb impact, reducing pedestrian head and leg injuries in the event of a collision. Safety, redefined.



TECT BODY

Every journey is safeguarded. Its advanced frame structure absorbs and distributes impact energy, ensuring your cabin remains intact and secure no matter the bumps along the way.

SPECIFICATIONS

ENGINE		EXTERIOR FEATURES		BRAKING	
Engine Type	Petrol 1.5 (K15B)	Front Grille	Black with chrome accent	Braking System Type (Front)	Solid discs
Fuel Supply System	Multipoint injection	Wheel arch extensions	Material Color	Braking System Type (Rear)	Drum leading & trailing
Bore x Stroke (mm)	74.0 x 85.0	Roof	Drip rails	Rims & Spare Tire	195/80 R15 with alloy wheels
Compression ratio	10,0	Outside door handles	Body colored		
Displacement (cc)	1,462cc	Tailgate opener	Centre door lock		
Max Horsepower (hp @ rpm)	75kW (100hp) @ 6,000rpm				
Max Torque (Nm @ rpm)	130Nm @ 4,000 rpm				
TRANSMISSION		INTERIOR		STEERING & INSTRUMENT PANEL	
Transmission Type	4 – speed auto	Cabin lights	Front & Rear cabin light 3 position	3-spoke steering wheel	Leather covered
Gear ratio	1st – 2.875	Sun visor	Driver & Passenger with ticket holder & vanity mirror		With audio controls
	2nd – 1.568	Assist Grip	Passenger and rear side x 2		With cruise control
	3rd – 1.000	Cup holder	Front x 2		Tilt-adjust
	4th – 0.697	Shift knob	Urethane with piano black	Instrument panel	Power steering
	Reverse – 2,300	Parking brake release button	Black	Light-off and key reminder	Tachometer
Low range transfer gear	Mode: 2H, 4H & 4L (2WD & 4WD)	12V interior socket	Centre console & luggage room	Driver's seatbelt reminder	Alarm
		Remote fuel lid opener	Yes	Passenger's seatbelt reminder	Lamp & alarm
		Inside door handle	Chrome	Passenger's seatbelt reminder	Lamp & alarm
				Rear seatbelt reminder	Lamp & alarm
				Door ajar reminder	Lamp
				Low fuel warning	Lamp
PLATFORM & SUSPENSION		VISIBILITY		DIMENSION	
Platform	Ladder frame	Headlamps	LED projector	Length	3,822mm (front to rear bumper)
Suspension System (Front)	3-link rigid axle with coil spring	Headlamp levelling device	Manual	Width	1,645mm
Suspension System (Rear)	3-link rigid axle with coil spring	Automatic headlamp	Automatic with headlamp washer	Height	1,720mm
Steering	Recirculating ball	Fog lamps	Halogen Front Fog lamps	Wheelbase	2,590mm
Driving System	4X4 (All grip Pro) Part time 4WD	Windows	Green Tinted Front, Quarter & tailgate glass	Ground clearance	210mm
		Windscreen	UV Cut Glass	Wheel Size	195/80 R15 (Alloy)
		Wiper operation	Front: 2-speed + intermittent + washer	Weight (kg)	1200 (kerb weight)
			Tailgate: 1-speed + washer	Seating capacity	4
			YES	Fuel Tank Capacity (liters)	40
		Tailgate window demister	YES	Boot Size (liters)	211 (rear seat raised) VDA method
		Outside door mirrors	Black (painted)		332 (rear seat folded) VDA method
			Electrically adjustable		
			Electrically foldable		
		Day / night rearview mirror	Manual dimming		
PERFORMANCE		DRIVING AMENITIES		SEATS	
Maximum speed:	140 km/h	Digital clock	Yes	Rear seat & front seat	50:50-split single-folding
Acceleration 0- 100km/h	17.2 second	Electric windows (Front)	Driver's side (up/down auto)		Head restraints x 2
Turning Radius(m)	5.7		Passenger's side	Seat upholstery material	Fabric
		Central door locking	Switch on driver's side		
		Remote-control door locks	With hazard lamp answerback function		
		Air Conditioning	Automatic with heater		
		Audio	9-inch display audio + Bluetooth** + Rearview camera		
SAFETY & SECURITY		LOOSE ITEM		RIMS - 195/80 R15	
• SRS front dual airbags		Antenna	Equipped with vehicle	 15" Dark-Metallic Grey Alloy Rims	
• Front SRS side airbags		Tire repair tools	Equipped with vehicle		
• Curtain airbags		Spare tire	Equipped with vehicle		
• Front Seatbelts - 3-point ELR seatbelts x 2 with pretensioners and force limiters					
• Rear Seatbelts - Rear: 3-point ELR seatbelts x 2 with force limiters					
• ISOFIX child seat anchorages rear x 2					
• Pedal release system (Decoupling mechanism for brake & clutch pedals during impact)					
• Side impact door beams					
• Rear Parking sensor					
• ABS function					
• ESP (Electronic Stability Program) – Continental (Equipped with G-force sensor)					
• Hill holds control (Sub function of ESP) – (press brake min 10sec and release)					
• Hill descent control					
• Brake assist function					
• Shift lock/key interlock					
• High-mount stop lamp					
• Immobilizer					

COLOUR VARIATIONS



SIZZLING RED METALLIC
+ BLUISH BLACK PEARL



CHIFFON IVORY METALLIC
+ BLUISH BLACK PEARL



BLUISH BLACK PEARL



GRANITE GRAY METALLIC



JUNGLE GREEN

