

# **VITARA**

## **HYBRID**



## The perfect getaway

When you're in the mood for adventure, the Vitara Hybrid is ready to help you escape. This suave-looking SUV combines hybrid efficiency with Suzuki's BoosterJet turbo engine for deceptively smooth and ever-efficient performance. Along with all the clever comforts and street-smart technology needed for a quick getaway, you'll be on the run before you know it.





# Best of both worlds

Nothing beats the feeling of freedom when you're on the run in the low-emitting Vitara Hybrid. Sporting a 1.4L BoosterJet Turbo engine with 48V SHVS hybrid system (Smart Hybrid Vehicle by Suzuki), this ingenious SUV is at the ready, delivering skilful performance in the city, effortless open road cruising, and plenty of off-road muscle when you need it.

As a self-charging hybrid, there's no need to worry about plugging in overnight, and thanks to Suzuki's unmatched engine expertise, it has all the performance and power of an SUV with the fuel efficiency you'd expect from a compact car.

## ENGINE AUTO STOP-START

When you are stationary and idling, such as at traffic lights, the engine automatically stops, saving you fuel as the ISG powers the electrical systems. To get going, the ISG functions as a starter motor when you press the accelerator, silently and smoothly restarting the engine.

## TORQUE ASSIST

Torque-fill control in the Vitara Hybrid strengthens acceleration response by instantly adding torque from the electric motor to the engine torque to compensate for engine response delays. While torque boost smooths acceleration by adding torque from the electric motor until the turbocharging kicks in.


## 48V SHVS HYBRID SYSTEM

The new 48V SHVS hybrid system consists of an Integrated Starter Generator (ISG) with electric motor function, 48V Lithium-ion battery and 48-12V DC/DC converter. The ISG assists the engine on take-off and acceleration, reducing fuel consumption and lowering emissions. When decelerating, the ISG uses the braking energy to efficiently recharge the Vitara Hybrid's battery. While cruising, the ISG helps power all of the additional electrical components and systems, like air conditioning, safety features, and smartphone connectivity.

## 1.4L BOOSTERJET TURBO

The advanced BoosterJet direct-injection turbo engine maximises torque in the low engine rev range, whilst enhancing fuel efficiency by optimising control of the amount, timing and pressure of injected fuel in direct fuel injection. This delivers outstanding performance and fuel economy.

**Power:** 95 kW    **Torque:** 235 Nm  
**Fuel:** 5.0-6.0 L/100 km 3P-WLTP conversion





## Steal the spotlight

Quietly confident with a hint of intrigue, the new Vitara Hybrid has an abundance of SUV style. Effortlessly drawing a crowd, its polished curves hide its playful personality and resourceful practicality. Take notice of its unique precision-cut alloys, bold grille design, sleek LED lighting system, and tinted privacy glass. With looks this good, everyone will be following your lead.



# Captivatingly comfortable

Whether you're on a job or on a journey, inside the new Vitara Hybrid is the place to be. Elevated lines, subtle curves, and silver contrasts connect seamlessly and with sleight of hand, the integrated controls are at your command. Its roomy, carefree feel and expansive 'throw it in the back' space, make every assignment seem like a breeze.

## INFOTAINMENT

For entertainment and information, access maps, phone calls, messages, music, and directions using voice command or touchscreen through the latest smartphone connectivity.

## REVERSE CAMERA

The built-in reverse camera helps you park and reverse safely without having to twist around in your seat.

## SATELLITE NAVIGATION

Get where you need to go, or explore the road less travelled with the easy-to-follow satellite navigation system.

## CLIMATE AIR CONDITIONING

Every journey is a comfortable one when dialling in your desired temperature quickly and with digital accuracy.

## HANDSFREE CALLING

Keep your eyes and attention on the road as you travel yet still receive calls through Bluetooth® connectivity.

## ADAPTIVE CRUISE CONTROL AND SPEED LIMITER

For safer, fuel efficient driving, set your desired fixed or maximum speed as you go. With adaptive cruise control, your selected speed is adjusted automatically relative to the vehicle in front, using the latest millimetre wave radar technology.

## ENGINE PERFORMANCE DISPLAY

The advanced full-colour multi-functional display conveys real-time information as you drive, including hybrid battery status, running performance, fuel economy and digital clock.

## KEYLESS ENTRY AND START

Unlock by pressing a button on the door handle and start the car with the key safely in your bag or pocket (JLX). It's more secure than a regular key, preventing you from locking yourself out.



# On the lookout

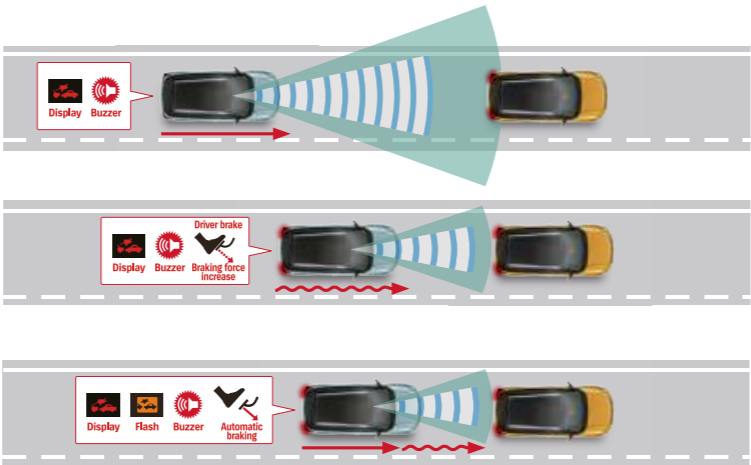
Getting where you need to go shouldn't be a risky business and the new Vitara Hybrid has been designed with you and your crew's total safety in mind. With a street wise collection of tools and advanced technologies, such as TECT body design, 7 airbags, parking sensors and hill hold control, you'll find yourself in the safest of safe hands. Should you find yourself living life a little too close to the edge, a suite of autonomous driver assistance systems will kick into gear to help get you out of those sticky and potentially dangerous situations.

## Advanced Forward Detection System

Suzuki's Advanced Forward Detection System employs a state-of-the-art monocular camera, laser sensor, and millimetre wave radar with the aim of assisting the driver to avoid a collision or helping to mitigate damage from a collision.\*

### DUAL SENSOR BRAKE SUPPORT (DSBS)

Vitara Hybrid's monocular camera 'sees' mid-to long distance and can detect pedestrians. It also has a laser sensor for short-distances and at night. Using information from these sensors it can detect a potential collision and act accordingly.



Standard and optional equipment available may vary from time to time.

\*Please do not rely on the Advanced Forward Detection System. It is only an aid and the ability to detect obstacles and lanes, and control the vehicle is limited. Always drive safely.

### LANE DEPARTURE WARNING AND PREVENTION

At 60 km/h or faster, Vitara Hybrid predicts your course and if you drift, vibrates the steering wheel and gives a visual warning. If unintentional lane departure is likely, it automatically assists the driver via the electric power steering system to keep the vehicle in its lane.

### WEAVING ALERT

This system calculates your driving pattern and issues audio and visual warnings if it detects you're 'wandering' due to driver fatigue, for example.

### ADAPTIVE CRUISE CONTROL WITH STOP & GO

The adaptive cruise control system uses millimetre-wave radar to automatically maintain your following distance depending on the setting selected and

vehicle speed. The stop & go function can detect if traffic has come to a stop and will automatically bring the vehicle to a halt. Once traffic starts moving again, the system will resume its previous speed and maintain a safe distance from the vehicle in front.\*

### BLIND SPOT MONITOR

Changing lanes at speeds above 15 km/h is made safer by two rear mounted side radar sensors capable of detecting vehicles located in or approaching the rear blind spots on either side of the vehicle. When a vehicle is detected a warning LED icon is illuminated in the exterior mirror. If you indicate to change lanes, a flashing LED icon is accompanied by a warning sound alert.

### PARKING SENSORS

Parking is safer and easier with ultrasonic sensors in the front and rear bumpers that detect obstacles and send you a warning you can both see and hear (JLX).

### REAR CROSS TRAFFIC ALERT

This feature allows you to manoeuvre safely out of parking spaces where vision is obscured, up to speeds of 8 km/h. Using two rear mounted side radar sensors, it gives you a visual and audio alert when it detects vehicles approaching from either sides.

**ALLGRIP**  
SELECT



## Escape the suburbs

Let every trip be the ride of your life! Get out of town and head to the hills in the new all-wheel drive Vitara Hybrid. With its intuitive ALLGRIP technology and four selectable modes, you can easily maximise the performance of the transmission, engine and safety systems depending on the road surfaces and driving conditions you face. On steep descents, engage the hill-descent control (JLX AWD) to automatically apply the brakes, so you can focus on the steering. Before you know it, you'll be navigating the back roads and trails with the sure-footed confidence of a skilled professional.



### **AUTO**

Prioritises fuel economy in typical driving conditions and automatically switches to 4WD when it detects slippage.



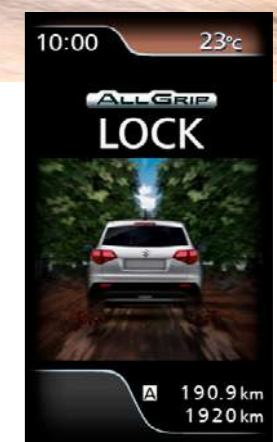
### **SNOW**

Optimal for snowy, unpaved and other slippery surfaces, the traction is enhanced during acceleration to give stability and control.



### **SPORT**

Improves cornering performance and engine response by optimizing the accelerator and torque characteristics.



### **LOCK**

For getting out of snow, mud, or sand, more torque is distributed to the rear wheels, while ESP and other control technologies are optimised to free the car.



## Raise your profile

With places to go and people to see, make a statement about who you are in your Vitara Hybrid. Continue your exterior colour scheme inside the car with a selection of matching interior trims. Take the adventure up a notch and add roof racks and a bike or snowboard attachment. Or look after your investment with accessories designed to protect from the day-to-day hazards of wear and tear.

### ACCESSORIES

For the current range of optional accessories, go to [suzuki.co.nz/vitara-hybrid](http://suzuki.co.nz/vitara-hybrid) or discuss with your local Suzuki dealership.



Equipment and specifications



INFOTAINMENT	JX 2WD	JLX 2WD	JLX AWD
Touchscreen infotainment system	●	●	●
Satellite navigation	●	●	●
Four speaker tuner/SD	●	-	-
Six speaker tuner/SD	-	●	●
Bluetooth®	●	●	●
Apple CarPlay® and Android Auto™	●	●	●
USB input	●	●	●

INSTRUMENT PANEL			
Tachometer	●	●	●
Information display	4.2-inch colour LCD	●	●
	Digital clock	●	●
	Outside temperature gauge	●	●
	Fuel consumption (instant, average, range)	●	●
	Engine performance screens	●	●
	Hybrid battery status	●	●
	Tyre pressure monitor	●	●
	Oil change reminder	●	●
	Gear position indicator (auto)	-	●
	ALLGRIP driving mode indicator	-	●
Lights-on and key reminder	●	●	●
Door-ajar warning indicator	●	●	●
Seatbelt reminder for all seating positions	●	●	●

INTERIOR			
Climate air conditioning with pollen filter	●	●	●
Entry and start	Remote with hazard answer-back	●	-
	Keyless entry and push-button start	-	●
Steering wheel	Leather covered	●	●
	Cruise, speed limiter, phone, audio controls	●	●
	Tilt adjustable	●	●
	Telescopic adjustable	●	●
	Paddle shifters	-	●
ALLGRIP 4-mode driving dial	-	-	●
Driver's side seat height adjuster	●	●	●
60:40 split-folding rear seats	●	●	●
Adjustable head restraints x 5	●	●	●
Silver interior garnishes	●	●	●
Seat upholstery	Fabric with contrast stitching	●	-
	Suede and synthetic leather with contrast stitching	-	●
Cabin lights	Front map, footwell, glovebox	●	●
	Centre cabin, lower box, vanity mirrors	●	●
Adjustable centre armrest with console box	●	●	●
Front door storage pockets and armrests	●	●	●
Drink holders x 4 front, 2 rear	●	●	●
Removable luggage board	●	●	●
Removable luggage area cover	●	●	●
Luggage area light	●	●	●
12V accessory socket x 1 front, 1 rear	●	●	●



JX: Fabric with contrast stitching interior



JLX: Suede and synthetic leather interior

SUZUKI NEW ZEALAND LIMITED 1 HEADS ROAD, WHANGANUI. WWW.SUZUKI.CO.NZ

Standard and optional equipment available may vary from time to time. Some international models illustrated – please enquire at your Suzuki dealer for exact specifications. Suzuki New Zealand Ltd reserves the right to change, without notice, prices, colours, materials, equipment, specifications and models, and also to discontinue models. \*Fuel consumption will vary due to factors such as vehicle condition, driving style and traffic conditions.

EXTERIOR		JX 2WD	JLX 2WD	JLX AWD
Styling	Chrome front grille	●	●	●
	Chrome front bumper garnish	●	●	●
	Wheel arch and lower body mouldings	●	●	●
	Silver roof rails	●	●	●
Privacy glass (rear passenger and hatch)		●	●	●
Wheels	17-inch grey alloys	●	-	-
	17-inch polished face alloys	-	●	●
	Temporary spare wheel	●	●	●
Headlamps	LED with multi-reflector	●	●	●
	Blue accent headlamps	●	●	●
	Auto light-sensing	●	●	●
	Auto levelling	●	●	●
	LED daytime running lamps	●	●	●
Front fog lamps		●	●	●
Rear LED combination lamps		●	●	●
Rear fog lamp		●	●	●
Door mirrors	Electrically adjustable	●	●	●
	Electrically folding with signal lamps	-	●	●
	Heated	●	●	●
	Blind spot indicator	●	●	●
Windscreen wipers	2-speed, variable intermittent, washer	●	●	●
	Auto rain-sensing	●	●	●
	Rear wiper with intermittent and washer	●	●	●

SAFETY AND SECURITY			
5 year extensive warranty programme	●	●	●
5 year roadside assistance	●	●	●
Adaptive cruise control with stop & go	●	●	●
Dual Sensor Brake Support	●	●	●
Lane departure warning and prevention	●	●	●
Weaving alert	●	●	●
Blind spot monitor	●	●	●
Rear cross traffic alert	●	●	●
Reverse camera	●	●	●
Parking proximity sensors x 4 front, 4 rear	-	●	●
Speed limiter	●	●	●
Hill hold control	●	●	●
Hill descent control	-	-	●
Electronic Stability Programme (ESP®)	●	●	●
ABS with EBD and brake assist	●	●	●
Brake override system	●	●	●
4-wheel disc brakes	●	●	●
Side impact beams	●	●	●
Collapsible steering column	●	●	●
Brake and clutch decoupling mechanism	●	●	●
Dual front SRS airbags	●	●	●
Driver and passenger side SRS airbags	●	●	●
Front and rear curtain SRS airbags	●	●	●
Driver's knee SRS airbag	●	●	●
Front ELR seatbelts with pretensioners and force limiters	●	●	●
Rear 3-point ELR seatbelts x 3	●	●	●
ISOFIX child seat anchorages x 2 and tether anchorages x 3	●	●	●
Child-proof rear door locks	●	●	●
Engine immobiliser	●	●	●
Deadlocks	●	●	●
Auto engine stop-start system	●	●	●

DIMENSIONS		2WD MODELS	AWD MODELS
Overall length	mm	4,175	
Overall width	mm	1,775	
Overall height	mm	1,610	
Wheelbase	mm	2,500	
Tread	Front	mm	1,535
	Rear	mm	1,505
Ground clearance	mm	185	
Minimum turning radius	m	5.2	

WEIGHTS			
Curb weight	JX	min. kg	1,185
	JLX	min. kg	1,230
Gross vehicle weight	kg	1710-1770	1,780

ENGINE		
Type		K14D
Hybrid ISG (Integrated Starter Generator)		48V
Number of cylinders / valves		4 / 16
Piston displacement	cm3	1,373
Bore x stroke	mm	73.0 x 82.0
Compression ratio		10.9:1
Maximum output	kW	95@5,500 rpm
Maximum torque	Nm	235@2,000-3,000 rpm
Fuel distribution		Direct injection
Fuel type		95-98 RON
Fuel consumption* (3P-WLTP conversion)	2WD combined MT	L/100 km
	2WD combined AT	L/100 km
	AWD combined AT	L/100 km
	2WD MT	g/km
	2WD AT	g/km
	AWD AT	g/km

TRANSMISSION			
Type	JX	6-speed Manual	-
	JLX	6-stage Automatic	6-stage Automatic

CHASSIS		
Steering		Electric power assisted rack and pinion
Brakes	Front	Ventilated discs
	Rear	Solid discs
Suspension	Front	MacPherson strut and coil spring
	Rear	Torsion beam and coil spring
Tyres		215/55R17

CAPACITIES			
Seating capacity	Persons		5
Luggage capacity (VDA method)	Rear seats folded	Litres	710
	Rear seats raised	Litres	375
Fuel tank capacity	Litres		47
Towing capacity	Unbraked / braked	kg	600 / 1,500

7 AIR BAGS

ADAPTIVE CRUISE

DUAL SENSOR BRAKE SUPPORT

LANE DEPART

WEAVE ALERT

BLIND SPOT MONITOR

REAR CROSS TRAFFIC ALERT

REVERSE CAMERA

Apple CarPlay

android auto

GPS NAVIGATION

HANDS FREE CALLING

ECON 5.0-6.0 L/100km 3P-WLTP

CO2 112-136 g/km 3P-WLTP

ESP® is a registered trademark of Daimler AG. Bluetooth® is a registered trademark of Bluetooth SIG, Inc. For more details including iPhone models compatible with Apple CarPlay, see: <http://www.apple.com/ios/carplay>. Apple, Apple CarPlay and iPhone are trademarks of Apple Inc., registered in the U.S. and other countries. Android Auto requires the Android Auto app from Google Play, and an Android compatible smartphone running Android™ 5.0 Lollipop or higher: <https://support.google.com/androidauto>. Android and Android Auto are trademarks of Google LLC.

VITARA HYBRID JX



VITARA HYBRID JLX



COLOUR RANGE See [suzuki.co.nz](http://suzuki.co.nz) for current availability



## A little goes a loooooong way

In a new Suzuki, your smile will be stuck on high beam as you zip around. You may even let out a giggle, or wave when you spot another.

Not only are Suzuki cars and SUVs fuel efficient – they are affordable, safe and sooooo much fun to drive. With our advanced small engine technology and innovative design, you'll get loads of value without compromising performance, and with Suzuki's longstanding commitment to fuel economy, a little really does go a long way.

So turn every journey into a joyride with Suzuki. Let us help you find the one that suits your lifestyle and needs, with an ownership experience second to none.

## Supporting our community

We support those things Kiwis care about; the organisations and worthy causes making a difference to New Zealand lives. Suzuki is honoured to get behind these passionate people and fun events which make a difference in our community.

### WHĀNAU ĀWHINA PLUNKET

Whānau Āwhina Plunket is Aotearoa's largest support service for the health and wellbeing of tamariki under-five and their whānau. They see around 85% of all newborn babies and provide free health and development checks, a 24/7 parenting helpline, and a range of local services. Support staff and nurses use a combination of Swift Hybrid and S-Cross vehicles for home visits and other business.

### LEUKAEMIA & BLOOD CANCER NZ

With a vision to cure and a mission to care, this amazing organisation works tirelessly helping everyday Kiwis come to terms with leukaemia, lymphoma, myeloma and related blood conditions. Their frontline staff cover more than 50,000 kilometres in their brightly coloured Suzukis; providing patients, their family and friends with emotional and practical support.

### AA DRIVING SCHOOL

With over 1.7 million members, the AA is New Zealand's largest automobile club. Their driving school is one of the most respected in the country and includes programmes for drivers of all levels. Thousands of kiwis have learnt to drive or improved their skills in the school's fleet of modified dual control Swifts. Swift's 5-star safety, agility and easy handling make it the perfect choice for learners.

### MAKING DRIVERS SAFER

To help make our roads safer for everyone, Fleetcoach has developed a virtual driver training programme for employers to identify, train and upskill their staff. State-of-the-art interactive videos put drivers behind the wheel of a Suzuki, allowing them to identify driving hazards and improve their road safety skills online.



SILVER FERNS



# REAL VALUE

Real Value isn't just about sharp pricing, it's about worry-free enjoyment of your new Suzuki and protecting its on-going value.

## 5 YEAR WARRANTY PACKAGE

A comprehensive 3 year/100,000 km new vehicle warranty. This covers your entire vehicle for the most important part of its lifecycle and includes a 2 year powertrain warranty extension for a total of 5 years worry-free motoring.

## 5 YEAR SUZUKI ASSIST

This is one of New Zealand's most comprehensive roadside assistance programmes. It has you covered all day, every day for 5 years from when you first buy your Suzuki – no matter how many kilometres you travel.

[www.suzuki.co.nz](http://www.suzuki.co.nz)



[suzuki.co.nz](http://suzuki.co.nz)



VIEW CURRENT OFFERS