

Jimny



Way of Life!



A wide-angle landscape photograph of a volcanic region. The foreground is dominated by dark, jagged black sand rocks. In the middle ground, a bright yellow SUV is parked on a dark, mossy patch of ground. The background features rolling green hills and mountains under a heavy, grey, overcast sky. The overall scene is desolate and dramatic.

Nobody But Jimny

My photographic journey began with a survey of the landscape. For the next few weeks, this vast wilderness was home for me, my camera and the Jimny.

Day 1

The hills were steep and rocky, but the Jimny handled them well.
When the skies grew dark, I decided to rest and think about the long journey ahead.





Day 5

Rain hit with a vengeance, but the slippery terrain didn't slow me down. The Jimny took everything in stride and I continued on my journey.





EXTERIOR

Ready to conquer the wild

Built to tackle the harshest weather and terrain, the Jimny goes where other vehicles fear to tread. Take on nature's challenges. Unleash your spirit of adventure and get ready to explore.



Optimised bumpers

All's clear for adventure, including angled bumper edges that increase clearance at the wheels for assured climbing over obstacles. Their moulded black material safeguards the body from stone chips and scratches.

LED headlamps with washers

Take pride in the Jimny's heritage, symbolised by iconic round headlamps. Washers are standard for LED headlamps, allowing confident driving in mud, dirt or snow.



Practical drip rail

Let the Jimny take you on your all-weather adventures. The drip rail can keep your head dry and your spirits bright when entering and exiting by helping to prevent water from dripping off the roof.

Bonnet corners

Stay on top of your surroundings, thanks to a flat and square bonnet that is carefully crafted to keep front corners in view for better situational awareness when navigating uneven terrain.





INTERIOR

Stay focused on what matters most

In the Jimny, there's little to distract you from driving. Its stylish black interior is humble yet handsome, and controls are designed for quick and easy operation even when wearing gloves.

Down-to-earth design

Relish the sheer pleasure of simple, straightforward and sensible design. Colours are minimal. Every detail is thoughtfully and attractively crafted to support serious off-roading.

Illuminated meter cluster

In sunlight and moonlight, on and off the road, the meters are always illuminated for clear viewing. Their functional design complements the straightforward beauty of the interior.

Steering system

Keep in touch with the terrain, thanks to a robust ball-screw steering system that provides sufficient feedback yet minimises kickback. The steering wheel is leather wrapped for a touch of luxury and can be vertically adjusted up to 35mm.

Infrared touchscreen

Even while wearing gloves, enjoy easy fingertip command of the audio system via the 7-inch infrared touchscreen. The Smartphone Linkage Display Audio works with Apple CarPlay and MirrorLink™ which allows the use of various smartphone applications.



Apple CarPlay
MirrorLink
Apple CarPlay is available in the countries listed at the following link: <http://www.apple.com/ios/feature-availability/#applecarplay-applecarplay>
*For more details including iPhone models compatible with Apple CarPlay see: <http://www.apple.com/ios/carplay/>
*Apple, Apple CarPlay and iPhone are trademarks of Apple Inc., registered in the U.S. and other countries.
*MirrorLink™ is compatible with the smartphones listed at the following link: <https://cert.mirrorlink.com/ProductListing/>
*MirrorLink™ is a registered trademark of the Car Connectivity Consortium LLC.



Note: The shift lever is in the "N" (Neutral) position for illustrative purposes only. When parked, always put the lever in "P" (Park).



PROFESSIONAL TOOLS

Pack your gear for adventure

Whether navigating the urban jungle or exploring off the beaten track, the Jimny offers ample space and practical storage features to accommodate every need.



Practical rear storage

Be packed and ready for every possibility. The thoughtfully designed rear storage area can be expanded by folding the rear seats, and the floor and seatbacks are resin coated for easier removal of dirt. Flat all the way across, the expanded rear storage area allows crosswise storage of wide items. Screw holes provide support for optional accessories like luggage bars and utility hooks that enhance versatility and practicality. A rear power socket also lets you power appliances and tools behind the vehicle.

Handy front seat storage

Everything is within your easy reach. Convenient pockets and trays keep your smartphone, beverages and other personal items close at hand. Nearby USB and accessory sockets connect and power your mobile devices. A large, easy to grip handle provides solid support for the front passenger when entering or exiting the vehicle.

Note: Personal items in the photos are shown for illustrative purposes only. Items should be properly secured while driving.



Depend on robust authenticity

Four uncompromising features define the Jimny as a serious off-road machine – a robust ladder frame, three ample body angles, 3-link rigid axle suspensions with coil springs and 4WD with a low-range transfer gear.



*European specification



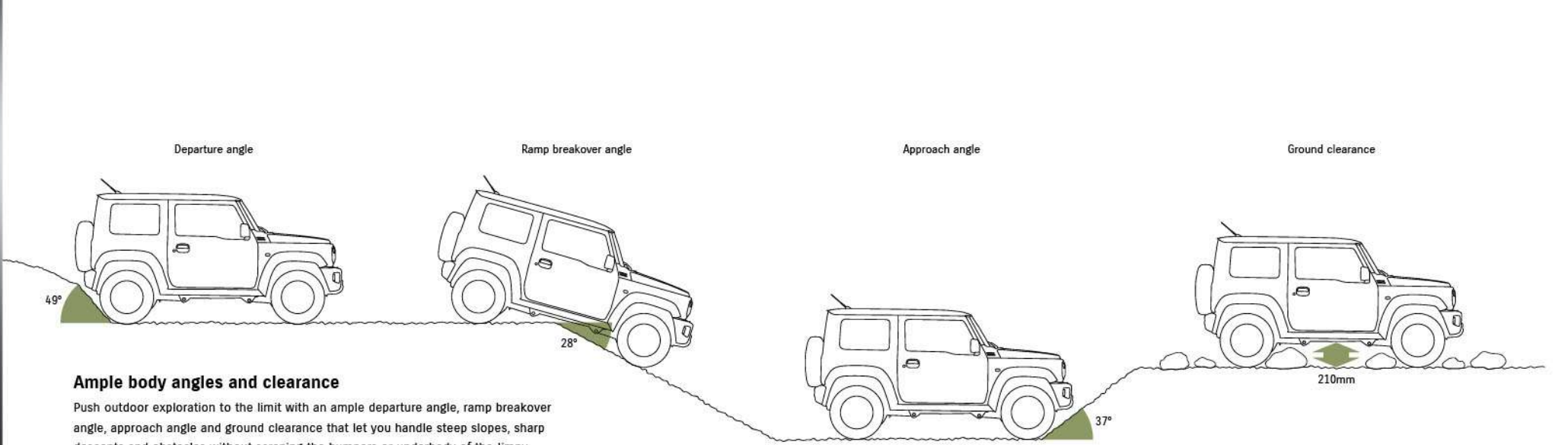
*European specification

Rigid ladder frame

From the very first generation, the Jimny has always featured a ladder frame that offers a solid foundation for serious off-road performance.

3-link rigid axle suspension with coil spring

Settle for nothing less than full-width rigid axles in both the front and rear, which help the Jimny ensure superior grip on diverse surfaces. When an obstacle pushes one wheel up, the axle presses the other wheel down to increase tyre contact in rough road conditions.



Ample body angles and clearance

Push outdoor exploration to the limit with an ample departure angle, ramp breakover angle, approach angle and ground clearance that let you handle steep slopes, sharp descents and obstacles without scraping the bumpers or underbody of the Jimny.



4WD with low range transfer gear

At your command, the Jimny adapts to every situation. Shift the transfer lever to the 4L mode when the going gets tough for maximum torque and traction. On flat off-road trails and snow-covered roads, enter 4H to enjoy 4WD traction at higher speeds. Once you return to paved roads, shift to the 2H (2WD) mode for a smoother, quieter and more fuel efficient ride. Let ALLGRIP PRO satisfy your adventurous mind with its on and off-road mastery.

ALLGRIP
PRO



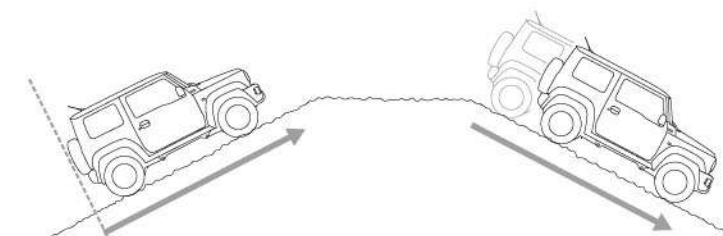
PERFORMANCE

Power your off-road ambitions

Nothing stands in your way when driving the Jimny. It takes you wherever you want to go with unrivalled agility, precision control and powerful torque when you need it most.

New 1.5L engine

Feel empowered in the Jimny. Its robust 1.5L engine generates strong torque throughout a wide rpm range for powerful off-road performance. Small and lightweight, it also delivers high fuel efficiency.

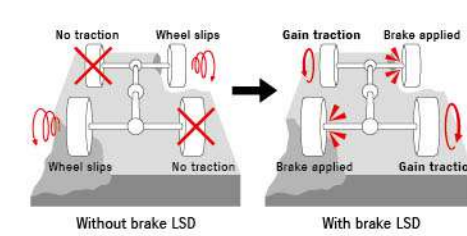


Hill Hold Control

Move upward and onward when starting on steep slopes. Even on bumpy slopes that vary on the right and left sides, this feature helps prevent rearward rolling so you can focus on controlling acceleration.

Hill Descent Control

On tricky descents, with a push of a button, the system is designed to automatically apply the brakes and maintain a fixed speed so you can concentrate on steering without using the brake pedal or clutch.



Brake LSD Traction Control

Cover slippery ground with confidence. If two wheels diagonal from each other lose grip while you're travelling over slippery surfaces, this feature is designed to automatically brake the slipping wheels and redistribute torque to the other two wheels, allowing the Jimny to make its escape.



SAFETY

Safeguard yourself and others

Safety is a priority whether trekking through the wilderness or commuting in the city. Thanks to Suzuki's safety technology, you can always drive with peace of mind.

Injury mitigation body for pedestrian safety

In the unfortunate event of a collision with a pedestrian, head and leg injuries are mitigated by a bonnet and surrounding parts that are designed to absorb impact.

- | | |
|-----------------------------------|----------------------------------|
| 1. Impact-absorbing wipers | 4. Impact-absorbing fenders |
| 2. Impact-absorbing cowl top | 5. Impact-absorbing bonnet |
| 3. Impact-absorbing bonnet hinges | 6. Impact-absorbing front bumper |

SRS airbag system for collision safety

The Jimny is equipped with front SRS airbags for the driver and front passenger.*

*When travelling 40km/h or faster with the headlamp switch in auto position.



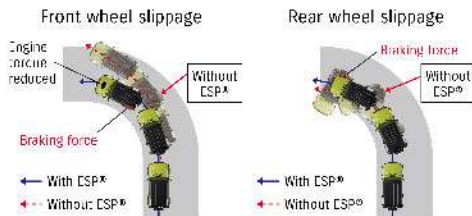
Total Effective Control Technology (TECT)

Based on Suzuki's TECT concept, the Jimny's body is specially structured to efficiently absorb and disperse the energy of impact in the event of a collision.

Electronic Stability Programme (ESP®)

When wheel slippage is detected, Electronic Stability Programme (ESP®)* automatically adjusts the engine torque and brakes to suppress wheel slippage and help the driver stay in directional control.

*ESP® is a registered trademark of Daimler AG. Please refer to the equipment list for availability.





Day 9

From atop a misty mountain, thundering falls came into view. It was a deeply moving moment and the highlight of my long, challenging off-road adventure with the Jimny.

Nobody But Jimny

Major Equipment

Engine		Petrol
		1.5L
Drive system		Part-time 4WD (ALLGRIP PRO)
Transmission		5MT/ 4AT
Grade		GLX
CHASSIS		
Tyres and wheels	195/80R15 + alloy wheels	S
Spare tyre and wheel	195/80R15 + alloy wheel	S
EXTERIOR		
Front grille	Black colour	S
Wheel arch extensions	Material colour	S
Drip rails		S
Outside door handles	Body colour	S
VISIBILITY		
Headlamps	LED projector	S
Headlamp levelling device	Auto	S
Automatic lamps		S
Lamp washer		S
Fog lamps	Front	S
Green-tinted windows	Front door windows	S
	Quarter & tailgate windows	S
UV-cut glass	Windscreen	S
Wipers	Front: 2-speed (low, high) + intermittent + washer	S
	Rear: 1-speed + washer	S
Tailgate window demister		S
Outside door mirrors	Black (painted)	S
	Electrically adjustable	S
Day / night rearview mirror	Manual dimming	S
STEERING AND INSTRUMENT PANEL		
3-spoke steering wheel	Leather covered	S
	With audio controls	S
	With cruise control	S
	With hands-free phone control	S
	Tilt-adjust	S
Power steering		S
Tachometer		S
Light-off and key reminder	Alarm	S
Driver's seatbelt reminder	Lamp & alarm	S
Door ajar reminder	Lamp	S
Low fuel warning	Lamp	S
DRIVING AMENITIES		
Digital clock		S
Electric windows (Front)	Driver's side (up/down auto)	S
	Passenger's side	S
Central door locking (including tailgate)	Switch (driver's side)	S
Remote-control door locks	With hazard lamp answerback function	S
Air conditioner	Auto	S
Heater		S
Pollen filter		S
Audio	Antenna (mounted at rear of roof)	S
	Speaker x 2	S
	Smartphone linkage display audio + Bluetooth**	S
Cruise control		S

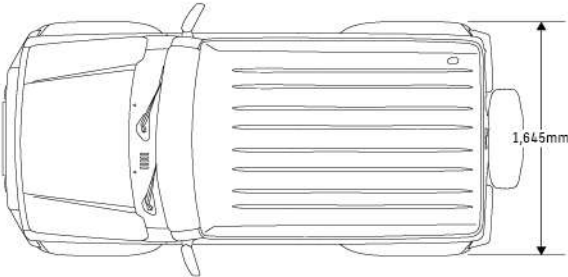
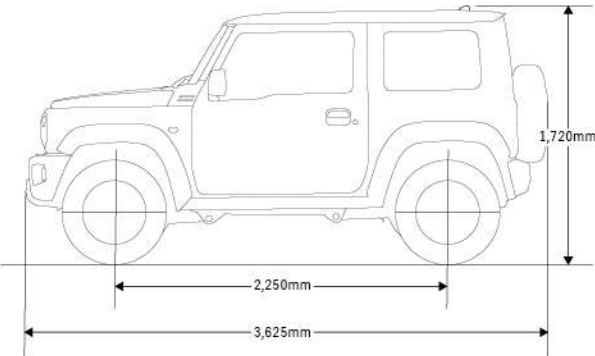
Engine		Petrol
		1.5L
Drive system		Part-time 4WD (ALLGRIP PRO)
Transmission		5MT/ 4AT
Grade		GLX
INTERIOR		
Cabin lights	Front cabin light (3-position)	S
	Rear cabin light (3-position)	S
Driver's sun visor		S
	With ticket holder	S
	With vanity mirror	S
Passenger's sun visor		S
	With ticket holder	S
	With vanity mirror	S
Assist grips	Passenger's side	S
	Rear x 2	S
Cup holder	Centre console	S
Shift knob	Urethane	S
	With piano black	S (AT)
Parking brake release button	Chrome	S
12V interior accessory socket	Centre console x 1	S
	Luggage room x 1	S
USB socket	Centre console x 1	S
Remote fuel lid opener		S
Inside door handles	Chrome	S
SEATS		
Front seats	Walk-in mechanism (passenger's side)	S
Rear seat	50:50-split single-folding	S
	Head restraints x 2	S
Seat upholstery material	Fabric	S
LUGGAGE AREA		
Luggage Box (for Flat Floor)		S
SAFETY AND SECURITY		
SRS front dual airbags		S
SRS side airbags		S
Curtain airbags		S
Seatbelts	Front: 3-point ELR seatbelts x 2	S
	with pretensioners and force limiters	S
	Rear: 3-point ELR seatbelts x 2	S
ISOFIX child seat anchorages	Rear x 2	S
Pedal Release System	Brake & clutch	S
Side impact door beams		S
ABS		S
ESP***		S
Hill hold control		S
Hill descent control		S
Brake assist function		S
Shift lock/key interlock (AT)		S
High-mount stop lamp		S
Immobilizer		S

S : Standard
* : Bluetooth is a registered trademark of Bluetooth SIG, Inc.
** : ESP is a registered trademark of Daimler AG.

Major Specification

Number of doors			3	
Engine			Petrol	
			1.5L VVT	
Drive system			Part-time 4WD (ALLGRIP PRO)	
Transmission			5MT	4AT
DIMENSIONS				
Overall length	Front bumper to rear bumper	mm	3,480	
	Front bumper to spare wheel	mm	3,625	
Overall width		mm	1,645	
Overall height		mm	1,720	
Wheelbase		mm	2,250	
Tread	Front	mm	1,395	
	Rear	mm	1,405	
Minimum turning radius		m	4.9	
Minimum ground clearance		mm	210	
Approach angle		deg.	37	
Ramp breakover angle		deg.	28	
Departure angle		deg.	49	
CAPACITIES				
Seating capacity		persons	4	
Luggage capacity	Max. volume	litres	830	
	Rear seatback folded (VDA method)	litres	377 *	
	Rear seatback raised (VDA method)	litres	85 *	
Fuel tank capacity		litres	40	
ENGINE				
Type			K15B	
Number of cylinders			4	
Number of valves			16	
Piston displacement		cm3	1,462	
Bore x stroke		mm	74.0 x 85.0	
Compression ratio			10	
Maximum output		kW/rpm	75/6,000	
Maximum torque		N-m/rpm	130/4,000	
Fuel distribution			Multipoint injection	
TRANSMISSION				
Type			5MT	4AT
Gear ratio	1st		4.425	2.875
	2nd		2.304	1.568
	3rd		1.674	1.000
	4th		1.190	0.697
	5th		1.000	-
	Reverse		5.151	2.300
Final gear ratio			4.090	4.300
Transfer gear ratio	High		1.000	1.320
	Low		2.002	2.644
CHASSIS				
Steering			Recirculating ball	
Brakes	Front		Solid disc	
	Rear		Drum, leading and trailing	
Suspension	Front		3-link rigid axle with coil spring	
	Rear		3-link rigid axle with coil spring	
Tyres			195/80R15	
WEIGHTS				
Kerb weight (min./with full options)		kg	1,080/1,095	1,095/1,110
Gross vehicle weight		kg	1,435	
PERFORMANCE				
Maximum speed		km/h	145	140

All figures are manufacture's data and may vary for each market.
* Measured without luggage box.



■ Exterior colour



Two-tone colours Kinetic Yellow + Bluish Black Pearl 3 (DG5)



Two-tone colours Chiffon Ivory Metallic + Bluish Black Pearl 3 (2BW)



Single-tone colours Bluish Black Pearl 3 (ZJ3)



Single-tone colours Silky Silver Metallic (Z2S)



Two-tone colours Brisk Blue Metallic + Bluish Black Pearl 3 (CZW)



Single-tone colours Jungle Green (ZZC)



Single-tone colours Medium Gray (ZVL)



Single-tone colours Superior White (26U)

Specifications and photos shown may be different from local market.

www.suzuki.com.hk

 Suzuki Hong Kong
  suzuki_hk
 Suzuki Macau
  suzuki_macau

Hong Kong
Island Motors Limited

Unit G5, G/F., Nan Fung Commercial Centre,
No.19 Lam Lok Street, Kowloon Bay, Kowloon

Tel : (852) 2332 0091
Fax : (852) 2393 1008

Macau
Harper Engineering (Macau) Limited

Avenida de Venceslau de Morais No.227 - 235
Edf. Industrial Nam Fong Bloco-1, R/C - B1, Macau

Tel : (853) 2871 7585
Fax : (853) 2833 6630

A Sime Darby Motors Company



FS 432047

JM-01-10/18(1)