



Jimny
5-door





From its inception in 1970, Suzuki's Jimny has earned a cult following. The rugged 3-door 4x4 has evolved through a series of updates, celebrated by an exceptionally loyal fanbase. The latest game-changer?

THE ALL-NEW SUZUKI JIMNY 5-DOOR!

With expanded carrying capacity and truly comfortable seating for four adults, its authentic off-road ruggedness and easy manoeuvrability, it takes outdoor exploration to a whole new level.

Jimny

5-door

Marry the spirit of Suzuki's off-road adventurer with what South Africans just do naturally, and you get bold navigators who have been carving pathways across global landscapes for over 50-years.

Boldly embracing its reputation as an authentic off-roader, the brand's all-attitude, all-terrain, three-door Jimny has been part of epic memory-making journeys for hurdles big, bold – and the everyday – with a gusto that just doesn't get tired.

So, with cult-status heritage befitting Suzuki's feisty 3-door Jimny daredevil, we thought we'd salute the dare to move the goalpost... and invite you into a world where it's all you thought you knew about the Suzuki Jimny – but “MORE”.



BORN FOR MORE!

Add the family. Add the friends. And do MORE with your fearless adventurous spirit, as you tread higher and navigate deeper into the unknown.





READY TO GO LARGER- THAN-LIFE?

While we know the convinced are committed fans, the all-new Suzuki Jimny 5-door introduces a whole new range of invitees.

**MORE DOORS.
MORE SPACE.
MORE ADVENTURE.**

Upsize your adventure with the all-new Suzuki Jimny 5-door's capable 1.5ℓ engine that generates strong torque over a wide rpm range for powerful off-road performance and economically impressive fuel efficiency.

You, life, and even maybe your brood got bigger? Your JIMNY spirit keeps up with extra capacity and the assured brevity befitting a big-brother!



ADVENTURE IN EXTRA COMFORT

While you may not always be driving on smooth roads, you'll always be driving in comfort thanks to a number of features which include:

INTUITIVELY DESIGNED CONTROLS

From the switches to the dials and touchscreen controls, each element has been thoughtfully designed for easy access and use when you're navigating rough terrain.

STEERING WHEEL INTEGRATED SWITCHES

Easy to use cruise control* and audio controls switches have been integrated into the steering wheel.

*Available in GLX model.

USB AND ACCESSORY SOCKETS

There are two 12V accessory sockets. One is located in the centre console, the other in the luggage area. This is standard across the range.

COMFORTABLE SEAT DESIGN

Four seats, built for shock absorption and comfort with thick cushioning. The front seats go all the way back, doubling as beds, while the back seats offer ample room so everyone can enjoy a comfortable ride.

A SIMPLE YET AMPLE CABIN

The elegant black interior and textures help to conceal any small scratches and reduces distracting reflections.

FULL ACCESS VIEW

The upright A-pillars and flat square shaped bonnet structure offer unobstructed views and gives a better sense of the vehicle position.

STAY CONNECTED TO TECH THAT MATTERS

Choose from the 9" touchscreen infotainment system in the GLX model and a 7" infotainment system in the GL model. Both models feature a reverse camera.

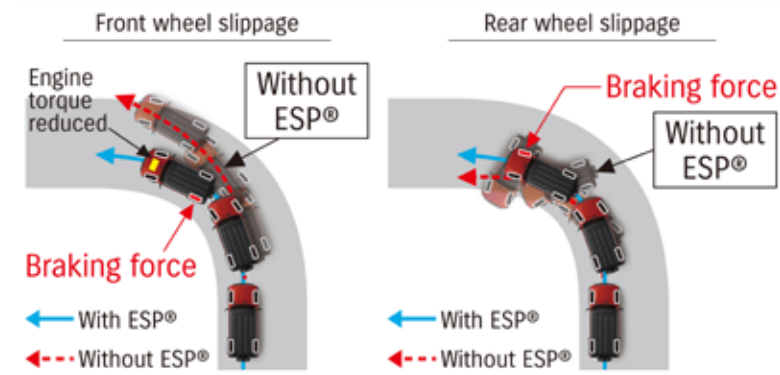


SET YOUR SIGHTS ON NEW HORIZONS – SAFELY

While pushing the limits of adventure, safety’s priority is reinforced by side impact door beams, ABS, ESP, hill hold control, hill descent control, brake assist function, ISOFIX child seat anchorage system on the rear seats, parking sensors and an immobiliser security system as standard.

The Jimny 5-door is equipped with six airbags.* The dual front airbags and side and curtain airbags offer you and your passengers added protection should things get hairy.

*GLX model only



ELECTRONIC STABILITY PROGRAM (ESP)

ESP technology helps you control the vehicle during cornering, and assists you in maintaining traction when accelerating on loose or slippery road surfaces. If wheel slip is detected, the ESP system automatically regulates engine torque and selectively applies the brakes to help you maintain control.

*ESP® is a registered trademark of Mercedes-Benz Group AG that is designed to keep the car under control. However, its effectiveness depends on driving conditions and the state of the road surface. If the tyres exceed their grip limit and the wheels start to spin or skid, it may not be fully effective.

PEDESTRIAN SAFETY

The Jimny 5-door front bumper, fenders, bonnet and other front-end components have been designed to absorb impact and mitigate pedestrian head and leg injuries in case of a collision.

REAR PARKING SENSORS

Avoid accidents when reversing with ultrasonic sensors in the bumper which detect obstacles and will make audible warning signs when approaching obstacles.





BUILT FOR ADVENTURE

OFF-ROAD AND BEYOND

The Jimny 5-door off-road capabilities is off the charts. With ample departure and approach angles, get ready to navigate the most treacherous passes, while the wide ramp breakover angle and generous ground clearance lets you climb up jagged rocks, as well as tackle sand and mud with complete confidence.

OFFROAD ALLGRIP PROWESS

Jimny's ALLGRIP PRO 4WD system lets you handle all kinds of terrain. In 2WD mode, it provides smooth, quiet, fuel-efficient power delivery for driving on paved roads. In 4WD mode, it offers you a choice of high-range and low-range transfer gears. High-range 4WD provides additional traction for driving on dirt or gravel trails and showy roads, while low-range 4WD delivers maximum traction and torque for traversing soft sand and mud or steep, rocky terrain.

Each mode unlocks more adventures for you to explore in complete comfort.

GROUND CLEARANCE

With ample ground clearance and generous departure, ramp breakover and approach angles, Jimny's body and chassis design reduces the chance of both underbody and bumper damage when traversing uneven terrain.



HIGH-RIGIDITY LADDER FRAME

The high-rigidity ladder frame is specifically designed to meet the demands of off-road driving in rough terrain. Providing a solid foundation for all your adventures, it also contributes to handling stability and long-term durability.



HILL HOLD CONTROL

When starting out on an uphill slope, hill hold control prevents the vehicle from rolling backward for approximately two seconds, giving you enough time to change feet from your brake pedal to the accelerator pedal.

HILL DESCENT CONTROL

Hill descent control automatically applies the brakes as needed to maintain a steady speed, so you can focus on steering as you descend. 10km/h in High and 5km/h in Low Range.



STEERING SYSTEM

The ball-screw steering system provides sufficient feedback yet minimises kickback, so that you can stay in touch with the terrain. The new Jimny 5-door also comes with a steering damper for improved on-road performance.

WHAT EVERY ADVENTURE NEEDS. SPACE AND UTILITY

WIDE AND TALL BACK DOOR OPENING

The large back door opening makes it easy to stow gear in the roomy luggage area of 211ℓ* with a low door-sill height that reduces strain when loading and unloading heavy items. The rear seats can fold down allowing for ample space when carrying additional supplies. A lamp, mounted on the side of the luggage area illuminates the space when needed and a socket delivers 12V power to essential camping gear.

*When rear seatback is raised. Measured using the German Association of the Automotive (VDA) method.



OPTIMISED BUMPERS

The Jimny 5-door angled bumper edges helps to provide clearance at the wheels so you can avoid obstacles while the tough-textured black material on the bumper protects against scratches and stone chips.

DRIP RAIL

Stay dry with the practical drip rail that runs along the side and rear edge of the roof. It also offers easy installation of roof carriers.

LED HEADLAMPS

A striking design feature of the Jimny 5-door (GLX model). They are effective with washers that allow you to navigate through mud and rivers with confidence.

ALLOY WHEELS

Dark grey, metallic finish 15-inch alloy wheels complement the Jimny 5-door's rugged styling in a flared wheel arch and side sill splash guards that help shield the body from mud and gravel.

**BORN
FOR *MORE!***



MAJOR SPECIFICATIONS

Number of doors	5-door
Engine	Petrol, 1.5ℓ VVT
Drive system	AllGrip Pro

DIMENSIONS

Overall length	Front bumper to rear bumper (mm)	3 820
	Front bumper to spare wheel (mm)	3 965
Overall width (mm)		1 645
Overall height (mm)		1 720
Wheelbase (mm)		2 590
Tread	Front (mm)	1 395
	Rear (mm)	1 405
Minimum turning radius *1 (m)		5.7
Minimum ground clearance (mm)		210
Approach angle (deg.)		36
Ramp breakover angle (deg.)		24
Departure angle(deg.)		47

CAPACITIES

Seating capacity (persons)		4
Luggage capacity	Max volume (litres)	1 113
	Rear seatback folded (VDA method) (litres)	332
	Rear seatback raised (VDA method) (litres)	211
Fuel tank capacity (litres)		40

ENGINE

Type	K15B
Number of cylinders	4
Number of valves	16
Piston displacement (cm³)	1 462
Bore x stroke (mm)	74.0 x 85.0
Compression ratio	10
Maximum output (kW/r/min)	75/6 000
Maximum torque (Nm)	130/4 000
Fuel distribution	Multipoint injection

TRANSMISSION

Type		5MT	4AT
Gear ratio	1 st	4,425	2,875
	2 nd	2,304	1,568
	3 rd	1,674	1,000
	4 th	1,190	0,697
	5 th	1,000	-
		Reverse	2,300
Final gear ratio		4,090	4,300
Transfer gear ration	High	1,000	1,320
	Low	2,002	2,644

CHASSIS

Steering		Recirculating ball
Brakes	Front	Ventilated disc
	Rear	Drum, leading and trailing
Suspension	Front	3-link rigid axle with coil spring
	Rear	3-link rigid axle with coil spring
Tyres		195/80R15

WEIGHTS

Kerb weight (min./with full option) (kg)	1,185-1,200	1,200-1,215
Gross vehicle weight (kg)	1 545	

MAJOR EQUIPMENT

Transmission	5MT/4AT	5MT/4AT
Grade	GL	GLX

CHASSIS

Tyres and wheels	195/80R15 + alloy wheels	⚙	⚙
Spare tyre and wheel	195/80R15 + alloy wheel	⚙	⚙

EXTERIOR

Front grille	Grey with chrome accent	⚙	⚙
Wheel arch extensions	Material colour	⚙	⚙
Drip rails		⚙	⚙
Outside door handles	Body colour	-	⚙
Tailgate opener	Centre door lock	⚙	⚙

VISIBILITY

Headlamps	Halogen multi-reflector	⚙	-
	LED projector	-	⚙
Headlamp levelling device	Manual	-	⚙
Automatic lamps		-	⚙
Lamp washer		-	⚙
Fog lamps	Front	-	⚙
Green-tinted windows	Front door windows	⚙	⚙
	Quarter & tailgate windows	-	⚙
Privacy glass	Quarter & tailgate windows	⚙	⚙
UV-cut glass	Windscreen	⚙	⚙
Wipers	Front: 2-speed + intermittent + washer	⚙	⚙
	Tailgate: 1-speed + washer	⚙	⚙
Tailgate window demister		⚙	⚙
Outside door mirrors	Black (painted)	-	⚙
	Electrically adjustable	⚙	⚙
	Electrically foldable	-	⚙
Day/night rearview mirror	Manual dimming	⚙	⚙

STEERING AND INSTRUMENT PANEL

3-spoke steering wheel	Urethane	⚙	-
	Leather covered	-	⚙
	With audio controls	⚙	⚙
	With cruise control	-	⚙
	With hands-free phone control	⚙	⚙
	Tilt-adjust	⚙	⚙
Power steering		⚙	⚙
Tachometer		⚙	⚙
Light-off and key reminder	Alarm	⚙	⚙
Driver's seatbelt reminder	Lamp & alarm	⚙	⚙
Passenger's seatbelt reminder	Lamp & alarm	⚙	⚙
Rear seatbelt reminder	Lamp & alarm	-	⚙
Door ajar reminder	Lamp	⚙	⚙
Low fuel warning	Lamp	⚙	⚙

DRIVING AMENITIES

Digital clock		⚙	⚙
Electric windows (front)	Driver's side (up/down auto)	⚙	⚙
	Passenger's side	⚙	⚙
Central door locking	Switch on driver's side	⚙	⚙
Remote-control door locks	With hazard lamp answerback function	⚙	⚙
Air conditioner	Manual	⚙	-
	Auto	-	⚙
Heater		⚙	⚙
Pollen filter		⚙	⚙
Audio	Antenna (mounted at rear of roof)	⚙	⚙
	Speaker x 2	⚙	⚙
	7-inch display audio + Bluetooth®* + Rearview camera	⚙	-
	9-inch display audio + Bluetooth®* + Rearview camera	-	⚙
Cruise control		-	⚙

Transmission		5MT/4AT	5MT/4AT
Grade		GL	GLX

INTERIOR (CONTINUED)

Cabin lights	Front cabin light (3-position)	⚙	⚙
	Rear cabin light (3-position)	⚙	⚙
Sun visor	Driver's side - with ticket holder & vanity mirror	⚙	⚙
	Passenger's side - with ticket holder & vanity mirror	⚙	⚙
Assist grips	Passenger's side	⚙	⚙
	Rear x 2	⚙	⚙
Cup holder	Front x 2	⚙	⚙
Shift knob	Urethane	⚙	⚙
	With chrome	⚙	⚙ (MT)
	With piano black	-	⚙ (AT)
Parking brake release button	Chrome	-	⚙
	Black	⚙	-
12V interior accessory socket	Centre console x 1	⚙	⚙
	Luggage room x 1	⚙	⚙
USB port	Centre console x1	⚙	⚙
Remote fuel lid opener		⚙	⚙
Inside door handles	Chrome	-	⚙
	Black	⚙	-

SEATS

Rear seats	50:50-split single-folding	⚙	⚙
	Head restraints x 2	⚙	⚙
Seat upholstery material	Fabric	⚙	⚙

SAFETY AND SECURITY

SRS front dual airbags		⚙	⚙
SRS side airbags	Front	-	⚙
SRS curtain airbags		-	⚙
Seatbelts	Front: 3-point ELR seatbelts x 2	⚙	⚙
	with pretensioners and force limiters	⚙	⚙
	Rear: 3-point ELR seatbelts x 2	⚙	⚙
	with force limiters	-	⚙


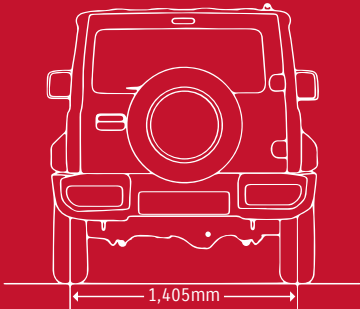
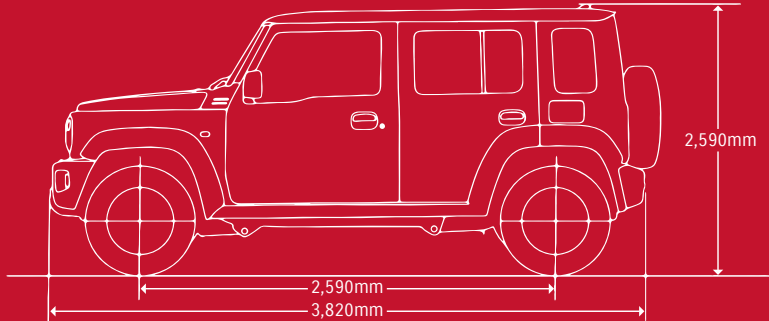

SAFETY AND SECURITY (CONTINUED)

ISOFIX child seat anchorages	Rear x 2	⚙	⚙
Pedal Release System	Brake & clutch	⚙	⚙
Parking sensors	Rear	⚙	⚙
Side impact door beams		⚙	⚙
ABS		⚙	⚙
ESP®**		⚙	⚙
Hill hold control		⚙	⚙
Hill descent control		⚙	⚙
Brake assist function		⚙	⚙
Shift lock/key interlock		-	⚙ (AT)
High-mount stop lamp		⚙	⚙
Immobiliser		⚙	⚙

⚙ : Standard - : Not Available

* Bluetooth is a registered trademark of Bluetooth SIG, Inc.

** ESP is a registered trademark of Daimler AG.



ACCESSORIES

EXTERIOR

- 1 |

Front grille

With Suzuki logo.

Part No. 9911C-78R01-ZSC
- 2 |

Front bumper under garnish

Silver painted.

Part No. 99115-78R10-000
- 3 |

Side under garnish

Silver painted, set for left and right hand side.

Part No. 99112-80T10-000
- 4 |

Door visor

Four-piece set, for front and rear windows, with Jimny logo.

Part No. 99120-80T10-000
- 5 |

Door handle escutcheon

Carbon fiber-look, set for left- and right-hand side, four-piece set.

Part No. 99126-80T10-000
- 6 |


Door handle garnish

Chrome for RHS.

Part No. 82801-77G03-0PG

Chrome for LHS.

Part No. 82802-77G03-0PG



- 7 |

Mud flap, red

Two-piece set.

Front - Part No. 99118-78R00-RD1

Rear, with Jimny logo

Part No. 99118-78R10-RD1
- 8 |

Mud flap, black

Two-piece set.

Front - Part No. 99118-78R00-BK1

Rear, with Jimny logo

Part No. 99118-78R10-BK1
- 9 |

Front differential gear guard

Made of 3mm aluminum plate.

Part No. 9912J-78R31-000
- 10 |

Rear differential gear guard

Made of 3mm aluminum plate.

Part No. 9912J-78R41-000
- 11 |

Spare tyre cover, rigid

Stainless steel ring and black cover plate, suitable for 195/80R15 96S tyres.

Part No. 9923B-78R60-000
- 12 |

Decal, Jimny ¹

Decal with “ ジムニー ” (JIMNY in Japanese) for spare tyre cover.

Part No. 99230-78R00-005
- 13 |

Decal, Yonku ¹

Decal with “ 四駆 ” (4WD in Japanese) for spare tyre cover.

Part No. 99230-78R00-006
- 14 |

Alloy wheel 15” ²

5,5X15” suited for 195/80R15 tyres.

Part No. 43210-78R90-000
- 15 |

Steel wheel 15” ²

Grey - 5,5X15” suited for 195/80R15 tyres.

Part No. 43210-81A25-GW5
- 16 |

Wheel lock set

Exclusive for Suzuki, made by McGard, four-piece set.

Part No. 9923K-78R00-000
- 17 |

Wheel nut cover ³

Four-piece set, 19 mm wrench size.

Part No. 990E0-62R70-COV

¹Only in combination with factory-equipped spare tyre half cover. NOT applicable to vehicles w/o the half cover.
²Wheel center cap is not included.
³Please order 5 sets for the Jimny.



RHINO COLLECTION

STORY OF THE JIMNY RHINO LOGOMARK

With hard, thick hide and long pointed horns, the rhinoceros of the African savanna has a form reminiscent of a dinosaur. Normally the rhinoceros lives a quiet and peaceful life, but when it is necessary to protect territory or companions, the rhinoceros has the courage to charge almost any opponent at great speed, without hesitation.

In 1981, Suzuki created the rhino logomark, choosing a rhinoceros motif because it is reminiscent of rugged and robust real 4x4 vehicles.

The stylized figure of a rhinoceros, with skin like armor and its weight slung low, charging forward, became famous overnight among Jimny fans around the world. It is now the firmly established and popular symbol of the Jimny brand.



- 1 | **Spare tyre cover, soft/rhino**
Heritage design from Jimny 2nd generation.
Part No. 9923B-78R51-000
- 2 | **Decal for spare tyre half cover, camo/rhino ¹**
Three-piece set.
Part No. 99230-78R30-002

- 3 | **Decal for spare tyre half cover, honeycomb/rhino ¹**
Three-piece set.
Part No. 99230-78R30-001
- 4 | **Sticker, Rhino**
Rhino logomark, made of highly weather-resistant special PVC.
Part No. 9923A-77RA0-000

¹ Only in combination with factory-equipped spare tyre half cover. NOT applicable to vehicles w/o the half cover.

INTERIOR

- 1 |

Garnish bumper for 7-inch navigation

Put this Garnish bumper around the navigation system for gadget-like look. Grey & Black

Part No. 99140-78R00-000
- 2 |

AT shift panel

Hagane Silver.

Part No. 9923D-78R10-001 For RHD AT

Part No. 9923D-78R10-002 For RHD AT
- 3 |

Gear shift knob

The simple and functional design was inspired by the gear shift knob for old Jimny.

Part No. 28113-77R20-000
- 4 |

Air vents

Two-piece set. Hagane Silver.

Part No. 99233-78R00-QKJ

Part No. 99233-78R00-QMC
- 5 |

Door inside handle cover

Brown - Made of leather with silver stich.

Part No. 9914R-78R00-001

Black - Made of leather with yellow stich.

Part No. 9914R-78R00-002
- 6 |

Assistant grip cover

Brown - Made of leather with silver stich.

Part No. 9914R-80T10-001

Black - Made of leather with yellow stich.

Part No. 9914R-80T10-002



- 7 |

Foot illumination¹

Lights which illuminate the floor space of Driver's & Passenger's seat. 8 colour choice, easily changeable by a switch in the following order: Yellow→Orange→Red→Purple→Blue→Light blue→Yellow green→Green→Automatic mode A→Automatic mode B. Will illuminate white when opening the door.

Part No. 99213-78R00-000
- 8 |

Glove box illumination

Part No. 99213-78R10-000
- 9 |

Speaker, 13cm²

With the application of front and rear side speakers (frequency band from 33Hz to 24KHz), better sound quality can be assured. Richer bass sound and clearer high frequency sound can be provided in car cabin. Two-piece set.

Part No. 99000-79BJ0-000
- 10 |

Speaker bracket

For Front/Rear door trim, two-piece set.

Part No. 99197-80T00-000
- 11 |

Carpet floor mat

Combination of 6mm black and 4mm grey loop piles with rayon emblem. Four-piece set.

Part No. 75901-80TC0-000 For RHD MT

Part No. 75901-80TE0-000 For RHD AT

Part No. 75901-80TL0-000 For RHD MT

Part No. 75901-80TM0-000 For RHD AT
- 12 |

Tray floor mat

Jimny logo on grey inserted part, four-piece set.

Part No. 75901-80TG0-000 For RHD MT

Part No. 75901-80TJ0-000 For RHD AT

1 The vehicle in this image is Jimny 3-door. This item is applicable to both 3-door and 5-door.

2 Only in combination with Speaker Bracket 99197-80T00-000.

13 | Rear gate net
Part No. 99152-80T30-000

14 | Tie-down belt
Part No. 99000-99096-51R

15 | Luggage tray Mat ²
Made of TPO, light and perfectly
fit on luggage space.
Part No. 99150-80T10-000


16 | Utility coloring hook
Black, two-piece set. Max. load : 0.5kg
Part No. 99160-80T10-001

17 | Luggage hook set ^{1,3}
Four-piece set, Max load : 5.0kg
Part No. 9915F-80T10-000

1 Luggage Hook Set (9915F-80T10-000) is required to install
Tie-down Belt (99000-99096-51R).

2 Not in combination with Luggage Hook Set (9915F-80T10-000)

3 Not in combination with Luggage Tray Mat (99150-80T10-000)



TRANSPORT & USEFUL ITEMS

1 | **Multi roof rack** ^{1,2}
Black rectangular steel bars with end caps.
Own weight: 6.3kg
Dimensions: 70 cm × 144.4 cm × 18.3 cm
Part No. 99176-78R10-000

2 | **Roof basket** ^{1,3}
Own weight: 8.0kg
Dimensions: 105.2 cm × 75 cm × 10 cm
Part No. 99177-78R00-000

3 | **Bicycle carrier** ^{1,3,4}
Own weight: 3.2kg
Dimensions: 21.4 cm × 149.5 cm × 8.6 cm
Part No. 9917B-78R00-000

4 | **Surfboard carrier** ^{1,3}
Base pads and belts for one surfboard.
Own weight: 0.8kg
Part No. 99179-78R00-000

5 | **Ski/Snowboard carrier** ^{1,3}
For four snowboards or six pairs of skis,
lockable.
Own weight: 3.5kg
Dimensions: 6.3 cm × 78.9 cm × 12.7 cm
Part No. 99178-78R00-000

6 | **Attachable tent**
Dimensions: 250 cm x 250 cm x 220 cm
Packaging size: 58 cm x 12 cm x 12 cm
Weight: 2.5kg.
Made of Polyester and aluminium,
water resistance.
Part No. 99243-78R02-000

1 The max. roof load is 30kg. (including own weight of Multi Roof Rack
and other carrier modules).

2 Please consult your vehicle owner's manual for further information.

3 Only in combination with Multi Roof Rack 99176-78R10-000.

4 One bicycle with a max. Weight of 15kg can be loaded on this carrier.

EXTERIOR COLOUR OPTIONS

MONO TONE



Celestial Blue Pearl Metallic (WBH)



Arctic White Pearl (ZHJ)



Silky Silver Metallic (Z2S)



Bluish Black Pearl (WB3)



Granite Grey Metallic (ZTN)



Jungle Green (WA7)

TWO TONE



Sizzling Red Metallic + Bluish Black Pearl (E5R)



Kinetic Yellow + Bluish Black Pearl (E5H)



Chiffon Ivory Metallic + Bluish Black Pearl (E5J)



SUZUKI

COMPLETE

Suzuki understands that purchasing a new vehicle is a substantial investment. Our unwavering commitment to customer satisfaction is represented in our ‘Suzuki Complete’ package, which includes every aspect of after-sales support, with warranty, service plan, and roadside assistance standard.

Warranty

All Suzuki models are covered by a promotional comprehensive manufacturer’s warranty against any defects for a period of 5-year/200 000km. This is supported by a six-year body corrosion warranty subject to terms and conditions. The comprehensive manufacturer’s warranty is strictly reserved to new passenger cars purchased at Suzuki dealerships nationwide.

Service Plan

The Suzuki Jimny 5-door in GL and GLX derivatives benefits from a 4-year/60 000km service plan. This plan includes the replacement of oil, the oil filter, fuel filter, brake fluid, air filter and accessory belts, but excludes tyres, brakes and other wear-and-tear items.

Service Intervals

15 000km or one year, whichever comes first.

Roadside Assistance

Every new Jimny 5-door comes with a five-year roadside assistance plan. Some of the benefits offered by this comprehensive package include: battery and locksmith call-out services, mechanical and electrical, breakdown towing (accident towing is optional), emergency medical rescue, vehicle repatriation and a stand-by-you roadside security armed-response service.

All care is taken to ensure the accuracy of this brochure at the time of print approval. Specifications, features, prices and model availability may vary from those specified and may change without notice. Always consult your authorised Suzuki Dealer or refer to www.SuzukiAuto.co.za for the latest details on all models. SUZUKI AUTO South Africa (PTY) Ltd will not be held liable for any loss as a result of reliance on the content of this brochure, whether in negligence or otherwise. Vehicles are shown for illustrative purposes only and may not depict exact specifications. Published November 2023.

Part number 9900L-78R02-BRO



SUZUKI AUTO SOUTH AFRICA (PTY) LTD | Tel: 0861 511 111
No.52 Saturn Crescent, Linbro Business Park, Frankenswald, Marlboro, Sandton
www.SuzukiAuto.co.za

