

# ***IGNIS***

**Major Specifications and Equipment**



**Way of Life!**





GLX



Pure White Pearl (ZVR)

GL



Fervent Red (ZNB)





■ Exterior colour



Flame Orange Pearl Metallic (ZWD)



Neon Blue Metallic (ZWC)



Helios Gold Pearl Metallic (ZWE)



Pure White Pearl (ZVR)



Premium Silver Metallic (ZNC)



Super Black Pearl (ZMV)



Fervent Red (ZNB)



Speedy Blue Metallic (ZWG)



Mineral Gray Metallic (ZMW)

■ Exterior colour (2 tone)



Flame Orange Pearl Metallic (CFK)



Helios Gold Pearl Metallic (CFL)



Fervent Red (CFH)



Neon Blue Metallic (CFJ)



Pure White Pearl (CA1)

■ Interior colour



Orange



Titanium



Black

■ Colour combinations

Exterior colour		Flame Orange Pearl Metallic	Neon Blue Metallic	Helios Gold Pearl Metallic	Pure White Pearl	Premium Silver Metallic	Super Black Pearl	Fervent Red	Speedy Blue Metallic	Mineral Gray Metallic
2 tone (GLX)	Colour code	ZWD	ZWC	ZWE	ZVR	ZNC	ZMV	ZNB	ZWG	ZMW
	Colour code	CFK	CFJ	CFL	CA1	-	-	CFH	-	-
Interior colour	GLX	Orange	Titanium	Titanium	Orange	Orange	Orange	Titanium	Titanium	Titanium
	GL	Black	Black	Black	Black	Black	Black	Black	Black	Black

Major Equipment

Engine		Petrol	
		1.2L	
Drive system		2WD	
Transmission		5MT/CVT	
Grade		GL	GLX
CHASSIS			
Tyres and wheels	175/65R15 + steel wheels with full wheel cover	S	-
	175/60R16 + alloy wheels	O	S
Spare tyre and wheel	135/70R15 + steel wheel (for temporary use only)	S	S
EXTERIOR			
Front grille	Black	S	-
	Black with chrome accent	-	S
Outside door handles	Body coloured	S	S
Black-coloured A and B pillars		S	S
Tailgate opener	Handle-operated	S	S
VISIBILITY			
Headlamps	Halogen multireflector	S	-
	LED projector	-	S
Headlamp levelling device	Manual	S	-
	Automatic	-	S
Automatic lamps		-	S
Fog lamps	Front (halogen)	S	S
Position lamps	Bulb	S	-
	LED	-	S
Green-tinted windows		S	S
Privacy glass	Rear door windows & tailgate window	S	S
Wipers	Front: 2 speeds (low, high) + intermittent + washer	S	S
	Rear: 1 speed + washer	S	S
Rear window demister		S	S
Outside door mirrors	Body coloured	S	S
	Electrical-adjust	S	S
Day / night rearview mirror	Manual dimming	S	S
STEERING AND INSTRUMENT PANEL			
3-spoke steering wheel	Leather covered	S	S
	With audio controls	S	S
	With cruise control	S	S
	With hands-free phone control	S	S
	Tilt-adjustable	S	S
		S	S
Power steering		S	S
Tachometer		-	S
Information display	Digital clock	S	S
	Outside temperature gauge	S	S
	Fuel consumption gauge (instantaneous/average)	S	S
	Driving range	S	S
	Average speed	-	S
	Gear position indicator (CVT)	S	S
Light-off and key reminder	Alarm	S	S
Driver's seatbelt reminder	Lamp & Alarm	S	S
Passenger's seatbelt reminder	Lamp & Alarm	S	S
Door ajar reminder	Lamp	S	S
Low fuel warning	Lamp	S	S
Meter illumination		-	S
Instrument panel colour	Black & white	S	-
	Black & white with elastomer material	-	S
Centre & side louvre bezels	Black	S	-
	Chrome	-	S

Engine		Petrol	
		1.2L	
Drive system		2WD	
Transmission		5MT/CVT	
Grade		GL	GLX
DRIVING AMENITIES			
Electric windows	Front	S	S
	Rear	-	S
Central door locking	Switch on driver's side	S	S
Remote-control door locks	With hazard lamp answerback function	S	S
Air conditioner	Manual	S	-
	Automatic	-	S
Heater		S	S
Pollen filter		S	S
Audio	Antenna (mounted at rear of roof)	S	S
	Speaker x 2	S	-
	Speaker x 4	-	S
	Tweeter x 2	-	S
	MP3 compatible CD player + Bluetooth**	O <sup>1</sup>	O <sup>1</sup>
		S	S
CRUISE CONTROL			
INTERIOR			
Cabin lights	Front cabin light (3-position)	S	S
Sun visors	Driver's side	S	S
	With ticket holder	S	S
	With vanity mirror	S	S
	Passenger's side	S	S
	With ticket holder	-	S
	With vanity mirror	-	S
Assist grips	Passenger's side	S	S
Cup holders	Front x 2	S	S
	Rear x 1	S	S
Bottle holders	Front x 2	S	S
	Rear x 2	S	S
CENTRE-LOWER BOX			
Centre console ornament	Black Material	S	-
	Orange**	-	S
	Titanium**	-	S
Shift knob	Black (5MT)	S	-
	Chrome (5MT)	-	S
	Silver (CVT)	S	S
Parking brake release button	Black	S	-
	Chrome	-	S
USB port	Instrument panel	O <sup>1</sup>	O <sup>1</sup>
12V accessory socket	Instrument panel	S	S
USB port & accessory socket ornament	Black	S	-
	Chrome	-	S
Foot rest	Driver's side	S	S
Remote fuel lid opener		S	S
Front & rear door trim colour	Black & white	S	S
	Black	S	-
Inside door handles	Black	-	S
	Chrome	-	S
Inside door grips	Black Material	S	-
	Orange**	-	S
	Titanium**	-	S
Storage pockets	Front doors	S	S
SEATS			
Front seats	Seat height adjuster (driver's side)	-	S
	Seatback pocket (passenger's side)	-	S
Rear seats	60:40-split single-fold	S	S
	Head restraint x 3	S	S
Seat upholstery material	Fabric	S	-
	Fabric with orange stitching**	-	S
		-	S
	Fabric with titanium stitching**	-	S
LUGGAGE AREA			
Luggage area cover		S	S

Engine		Petrol	
		1.2L	
Drive system		2WD	
Transmission		5MT/CVT	
Grade		GL	GLX
SAFETY, SECURITY, AND ENVIRONMENTAL COMPATIBILITY			
ABS with EBD function		S	S
		S	S
SRS front dual airbags		S	S
		S	S
Pedal release system	Brake & clutch	S	S
		S	S
Seatbelts	Front: 3-point ELR seatbelts with pretensioners, force limiters	S	S
	Rear: 3-point ELR seatbelts x 3	S	S
ISOFIX child seat anchorages	x2	S	S
Child seat tether anchorages	x2	S	S
Childproof rear door locks		S	S
Side impact door beams		S	S
Immobiliser		S	S
CVT shift lock		S	S
DRL (daytime running lamps)		-	S
High-mount stop lamp	LED	S	S

S : Standard O : Option O<sup>1</sup> : Set option - : Not Available

\*: Bluetooth is a registered trademark of Bluetooth SIG, Inc.

\*\*: Dependant on exterior colour.

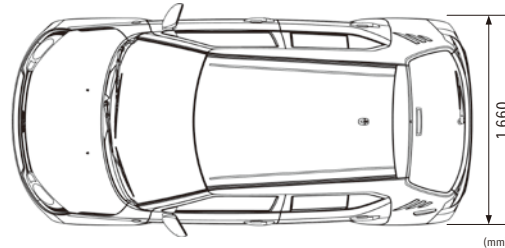
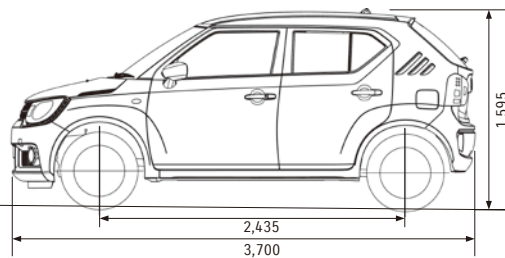
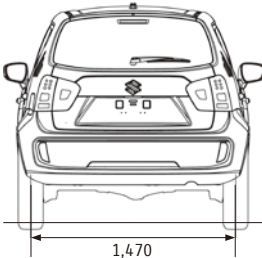
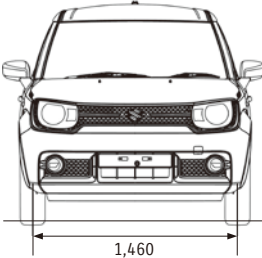
Major Specification

Number of doors		5-door	
Engine		Petrol	
		1.2L	
Drive system		2WD	
DIMENSIONS			
Overall length	mm	3,700	
Overall width	mm	1,660	
Overall height	mm	1,595	
Wheelbase	mm	2,435	
Tread	Front	mm	1,460
	Rear	mm	1,470
Minimum turning radius*1	m	4.7	
Minimum ground clearance	mm	180	
CAPACITIES			
Seating capacity	persons	5	
Fuel tank capacity	litres	32	
Luggage capacity*1	Max. volume*2	litres	1,101
	Rear seatback folded*2	litres	505
	Rear seatback raised*2	litres	271
ENGINE			
Type		K12M	
Number of cylinders		4	
Number of valves		16	
Piston displacement	cm <sup>3</sup>	1,197	
Bore x stroke	mm	73.0 x 71.5	
Compression ratio		11.0	
Maximum output	kW/rpm	61/6,000	
Maximum torque	N · m/rpm	113/4,200	
Fuel distribution		Multipoint injection	
TRANSMISSION			
Type		5MT	CVT
Gear ratio	1st	3.545	4.006 ~ 0.550 (LOW:4.006~1.001, HIGH:2.200~0.550)
	2nd	1.904	
	3rd	1.240	
	4th	0.914	
	5th	0.717	
	Reverse	3.272	3.771
Final gear ratio		4.388	3.757
CHASSIS			
Steering		Rack & Pinion	
Brakes	Front	Ventilated disc	
	Rear	Drum, leading and trailing	
Suspension	Front	MacPherson strut with coil spring	
	Rear	Torsion beam with coil spring	
Tyres		175/65R15, 175/60R16	
WEIGHTS			
Kerb weight (min./with full option)	kg	815/845	860/895
Gross vehicle weight	kg	1,330	
PERFORMANCE			
Maximum speed*1	km/h	170	160
0-100km/h*1	sec	11.5	11.2

Specifications may vary for individual markets.

\*1 Manufacturer data

\*2 Measured by VDA method







**Suzuki's "Way of Life!" is the heart of our brand - every Suzuki vehicle, motorcycle and outboard motor is built to create excitement so customers can enjoy everyday life.**



Standard and optional equipment available may vary for individual markets. Please enquire at your dealers, as specifications and illustrations may refer to models not available in your region. SUZUKI MOTOR CORPORATION reserves the right to change, without notice, prices, colours, materials, equipment, specifications and models, and also to discontinue models.

All photographs in this brochure were taken with relevant permission. Images of the vehicles without number plates on public roads are composite photos.

**SUZUKI MOTOR CORPORATION**  
300 Takatsuka-cho, Minami-ku, Hamamatsu-shi, Shizuoka 432-8611 JAPAN  
[www.globalsuzuki.com](http://www.globalsuzuki.com)

IGNIS SPEC AND EQUIPMENT SHEET (G)  
99999-BBC01-011