



# GRAND VITARA







Set your sights on conquering the unexplored because the Grand Vitara is here for those driven by a daring adventurous spirit. A bold yet sophisticated design inside out lets you face every challenge on the road with style. Ample cabin space combined with a host of cutting-edge features ensure you get the most out of your action-packed experiences in comfort. As you drive towards new destinations the ALLGRIP SELECT 4x4 system keeps you prepared for various road or weather conditions. Go wherever you want and leave a grand trail.





# Bold Design for Daring Adventures.

The robust yet sophisticated design complements your courageous attitude. Its expressive SUV design makes it stand out with the large-sized polygonal front grille in a finely crafted pattern, a bold chrome grille bar and unique 3-point signature lamps. The strong shoulder lines that run from the front to the rear adds to its rugged persona. Explore the unknown by imposing your presence everywhere you go.







## A Strong yet Refined Style Statement.

As you step inside, the first thing that catches your eyes is the perfect balance between its robustness and sophistication. The seats are made of high-class material that exudes elegance. Synthetic leather-wrapped soft pads with silver double stitches on the instrument panel and door trims give it a premium look. Adding to the high-class experience are ambient lights on the instrument panel and interior door handle, and footwell lights. A panoramic sunroof lets you enjoy drives with style.

Note: The meters, navigation display and air-conditioning display panel are shown for reference purposes only, and are different from the actual display.



## Seats

### High grade (GLX)

Perforated synthetic black leather seats with silver stitching give the interior space a premium appearance.



## Interior lights

Ambient lights in the cabin can be adjusted in seven levels through the display audio. The footwell lights in the front seats add visibility for easy ingress and egress while the glove box light helps in putting items in and out.



### Standard grade (GL)

The seats covered in black diamond patterned fabric with silver stitching make the interior space of the SUV look classy and elegant.



## Panoramic sunroof

The panoramic sunroof lets you experience refreshing open-air drives. Its double sliding glass panels create one of the biggest openings in its class and can be enjoyed from any seat in the car.



Rear panel slides into roof



Front panel tilted up







## Comfort and Convenience along with Cutting-edge Innovation.

As you tread over different terrains, the Grand Vitara takes care of your different needs. The large luggage space of 373 litres\* adds utility. It is also equipped with a host of advanced features that gives you a hi-tech experience, enabling you to explore the unknown with more confidence.

\*Without parcel shelf. Including compartment under luggage board. Measured using the German Association of the Automotive Industry (VDA) method.



## 9-inch display audio

The display audio with a 9-inch HD capacitive touchscreen\* delivers a quick and accurate response. It features smartphone linkage for both Apple CarPlay™ and Android Auto™ through USB or Wi-Fi, voice recognition, Bluetooth®\*\* music playback and shows various vehicle status. There is also a customisation function which lets you set your often used functions on the home screen and quick-access hub.

\*9-inch HD for GLX and 7-inch for GL. \*\*Bluetooth® is a registered trademark of Bluetooth SIG, Inc.



Apple CarPlay is available in the countries listed at the following link:  
<http://www.apple.com/ios/feature-availability/#applecarplay-applecarplay>

For more details including iPhone models compatible with Apple CarPlay see:  
<http://www.apple.com/ios/carplay/>

Apple, Apple CarPlay and iPhone are trademarks of Apple Inc., registered in the U.S. and other countries.



Android Auto is available in the countries listed at the following link:  
<https://www.android.com/auto/>

Requires the Android Auto app on Google Play and an Android compatible smartphone running Android™ 6.0 or higher:  
<https://g.co/androidauto/requirements>

Android and Android Auto are trademarks of Google LLC.

## Wireless charger and USB ports

You can stay connected by keeping your smartphone charged in the Grand Vitara. It comes with a wireless charger for Qi\* compatible smartphone, integrated in the front lower console tray in the center. For wired USB charging, one for the front and two for rear\*\* are also available.

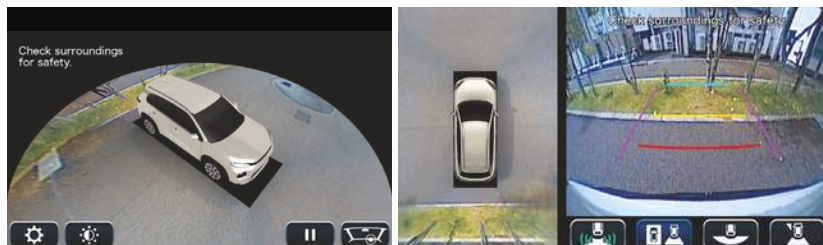
\*Qi and Qi mark are trademarks of Wireless Power Consortium (WPC).

\*\*Front USB socket is standard in all g grades and rear USB sockets are for GLX only.



## 360 view camera

The 360 view camera system is equipped with four cameras – one each on the front, rear and sides of the new Grand Vitara which are linked to the display audio to provide a 360 degree view. Functions include a 3D view, which allows the driver to check the surroundings from the display audio; a top view, which supports safer parking; visual and audio alerts when there is an obstacle nearby such as cars and humans.



3D view

Top view

## Head-up display

The combiner type head-up display lets you read updates about your vehicle by projecting an array of information such as speed, instant fuel economy and intersection navigation\* without taking your eyes off the road.

\*Intersection navigation is displayed when connected to Apple CarPlay and Android Auto.



## Auto AC and heater control panel

Its easily adjustable settings ensure comfort with convenience. The design seamlessly blends with the interior styling of the car.





A dark brown Suzuki Grand Vitara is shown from a front-three-quarter perspective, driving on a winding asphalt road that curves through a mountainous landscape. The road is bordered by a metal guardrail on the left. In the background, there are steep, rocky mountains with patches of snow and green vegetation. The sky is blue with scattered white clouds. The car's headlights are on, and its license plate area displays 'GRAND VITARA'.

## Robust and Efficient Performance.

Built to let you go beyond boundaries and conquer the unexplored, the Grand Vitara boasts a powerful and efficient performance enabling you to drive through and overcome different landscapes with ease.



## K15C DUALJET engine + SHVS mild hybrid system

The 1.5-litre engine delivers high efficiency, low emissions, strong output and torque. Excellent efficiency is achieved through various features. Dual fuel injectors are placed close to the intake valves and the compression ratio is raised for efficient fuel combustion, the combustion temperatures are lowered and pumping loss is reduced by the cooled exhaust gas recirculation (EGR) system, and adoption of roller rocker arms for valve lifters reduces frictional speed.

The 12V SHVS mild hybrid system incorporates an integrated starter generator (ISG), which performs as a generator as well as an electric motor, and a lithium-ion battery. In situations such as when starting from a standstill or accelerating, the system helps suppress fuel consumption by providing electric motor assist using electricity generated through regenerative braking.



## Suspension and steering

The suspension parts such as coil springs, bumper stoppers and shock absorbers have been developed to ensure riding comfort. The electric power steering control gives you a sense of security during high-speed straight driving and even when driving on winding roads or changing lanes. It realises good maneuverability in cities and suburbs also.



## Transmission

Both 6-speed automatic transmission and 5-speed manual transmission are optimised for the best balance of performance and efficiency. A straight type shift pattern is adopted for the automatic transmission for simple and easy operation while the manual transmission features light, smooth and precise gear shifting.



6-speed automatic



5-speed manual





## ALLGRIP SELECT – Take on different roads.

The Grand Vitara is an all-round SUV, putting you in control in various driving situation, thanks to ALLGRIP SELECT. Suzuki's proprietary 4X4 technology gives you the ability to take on several types of roads.



# ALLGRIP

## SELECT

### Four selectable modes

Four easily selectable modes let you choose the 4X4 setting that best matches the driving conditions. Just choose and drive with the confidence that ALLGRIP SELECT is on the job.



### Auto

Prioritises fuel economy in typical driving conditions, only switching to 4X4 when slippage is detected.



### Sport

Increases cornering performance by allocating additional torque to the rear wheels. Sport mode also optimises accelerator-torque characteristics to increase engine response.



### Snow

Provides excellent stability and enhanced traction, especially during acceleration, on snow, unpaved or other slippery surfaces.



### Lock

Delivers maximum torque to the rear wheels to get you out of sticky situations such as deep snow, mud or sand. Automatically switches to snow mode at 60 km/h.



# Safety for Daring Adventures.

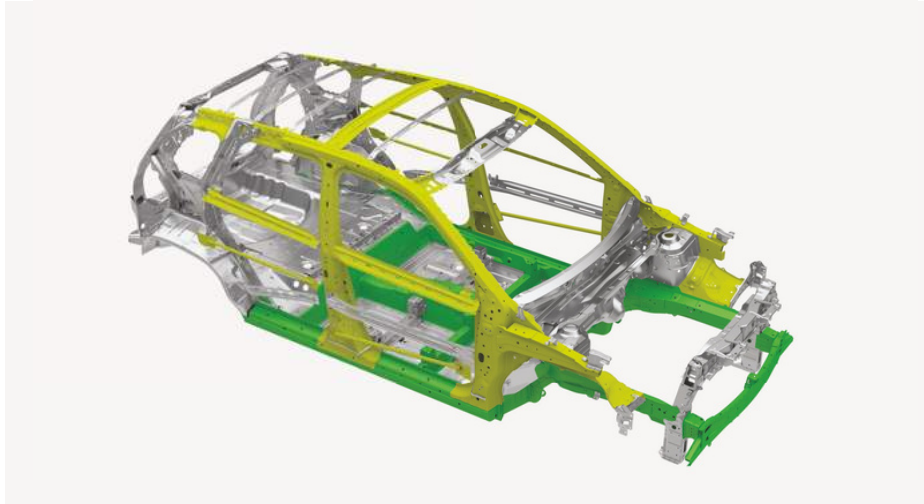
Drive off to uncharted locations in the Grand Vitara with peace-of-mind. Its safety features let you move ahead in your journey with confidence by helping safeguard both occupants and pedestrians.





## Total Effective Control Technology (TECT)

The body embodies Suzuki's TECT concept for lightness and occupant safety. It even helps protect pedestrians in the event of contact.



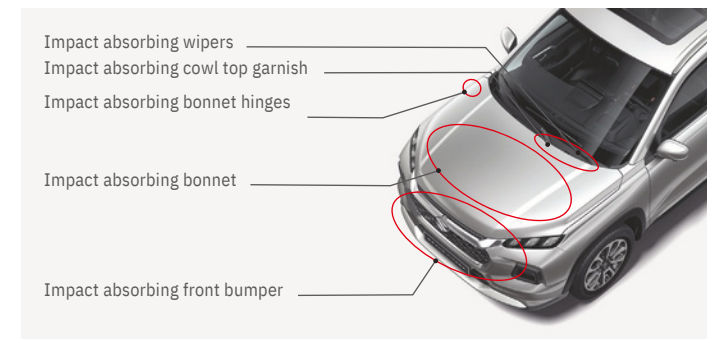
## Airbags

SRS airbags decrease the risk of injuries by protecting the driver and the passengers in the car. Front and side airbags reduce impact to the chest in case of a side collision, and curtain airbags reduce impact to the head.



## Pedestrian Protection Body

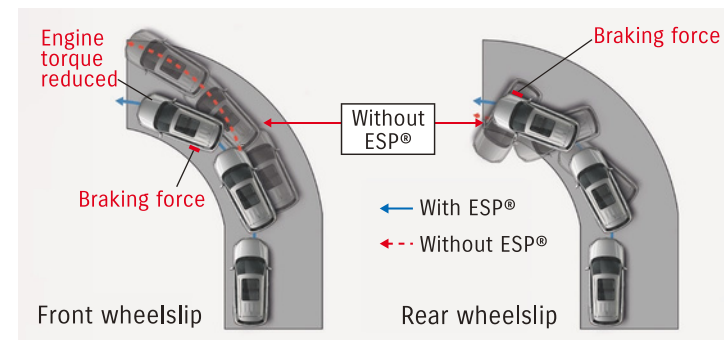
In the event of a collision with a pedestrian, the structures of the vehicle's bonnet, wiper area, front bumper, and other parts absorb impact with the aim of mitigating head and leg injuries.



## Electronic Stability Programme (ESP®\*)

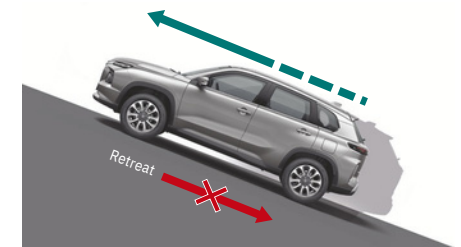
In situations where you turn the steering wheel too sharply and/or the road is slippery, the ESP® can detect a wheel slip and helps you stay in directional control by automatically controlling the engine torque and brakes to suppress the wheel slip.

\*ESP® is a registered trademark of Mercedes-Benz Group AG. The ESP® is designed to help keep the new Grand Vitara under control. However, its effectiveness depends on driving conditions and the state of the road surface. If the tyres exceed their grip limit and the wheels start to spin or skid, it may not be fully effective.



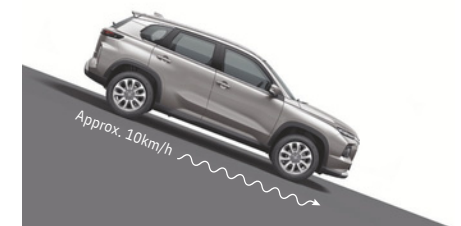
## Hill hold control

A hill hold control function makes hill start easier by preventing the car from rolling backward for up to two seconds when the driver moves his or her foot from the brake pedal to the accelerator pedal.



## Hill descent control (ALLGRIP model only)\*

On tricky descents, the system is designed to automatically apply the brakes and maintain a fixed speed so you can concentrate on steering without using the brake pedal.



\*The system works when LOCK mode is selected.



## MAJOR EQUIPMENT

GRADE		GL	GLX	
Engine		Petrol		
		K15C + SHVS mild hybrid		
Drive system		2WD		4WD
Transmission		5MT/6AT		6AT
CHASSIS				
Tyres and wheels	215/60 R17 + alloy wheels (Machined Paint)	S	-	-
	215/60 R17 + alloy wheels (Machined Clear)	-	S	S
Spare tyre and wheel	215/60 R17 + steel wheel	S	S	S
EXTERIOR				
Sunroof		-	0	0
Front grille	Chrome + paint	S	S	S
Roof rails	Black	S	-	-
	Silver	-	S	S
Outside door handles	Body coloured	S	S	S
	Body coloured (single-tone)	S	S	S
Outside mirror	Black (two-tone)	-	S	S
	Front	S	S	S
Skid plate garnish	Back	S	S	S
	Material	S	-	-
Door beltline garnish	Chrome	-	S	S
	Electromagnetic + Request SW	S	S	S
VISIBILITY				
Headlamps	LED projector	S	S	S
	Follow me home system	S		S
Headlamp leveling device	Manual	S	S	S
Automatic lamps		S	S	S
Position lamps	LED	S	S	S
Front door	Green glass	S	-	-
	Green glass + UV CUT	-	S	S
Rear door, rear quarter, tailgate window	Green glass	S	S	S
	Privacy glass	-	0	0
Front wiper	Variable Intermittent	S	S	S
Rear wiper	Fixed Intermittent	S	S	S
Electric demister		S	S	S
Outside mirrors	Electrically adjustable	S	S	S
	Electrically folding	S	S	S
	With built-in turn signal lamps	S	S	S
Day / night rearview mirror	Manual dimming	S	-	-
	Automatic dimming	-	S	S
STEERING AND INSTRUMENT PANEL				
3-spoke steering wheel	Leather covered	S	S	S
	Tilt-adjustable steering wheel	S	S	S
	Telescopic-adjustable steering wheel	S	S	S
	With audio controls	S	S	S
	With cruise control	S	S	S
	With hands-free phone control	S	S	S
Electric power steering		S	S	S
Tachometer		S	S	S
Information display	4.2-inch colour TFT display	S	S	S
	Clock	S	S	S
Light-off reminder	Alarm	S	S	S
Power off reminder	Alarm	S	S	S
Door ajar reminder	Lamp	S	S	S
Driver's seatbelt reminder	Lamp & alarm	S	S	S
Passenger's seatbelt reminder	Lamp & alarm	S	S	S
Rear seatbelt reminder	Lamp & alarm	S	S	S
Low fuel warning	Lamp	S	S	S

GRADE		GL	GLX	
Engine		Petrol		
		K15C + SHVS mild hybrid		
Drive system		2WD		4WD
Transmission		5MT/6AT		6AT
DRIVING AMENITIES				
Electric windows	Driver side (up/down auto)	S	S	S
	Passenger side	S	S	S
	Rear	S	S	S
Central door locking		S	S	S
Keyless push start system		S	S	S
Keyless entry system		S	S	S
Air conditioner	Automatic	S	S	S
Heater		S	S	S
Rear A/C Ventilation		S	S	S
Pollen filter	PM 2.5 filter	S	S	S
Audio	Sharkfin Antenna (mounted at rear of roof)	S	S	S
	Speaker x 4	S	S	S
	Tweeter x 2	-	S	S
	7inch Display Audio + rearview camera	S	-	-
	9inch Display Audio + 360 view camera	-	S	S
Cruise control		S	S	S
INTERIOR				
Cabin lights	Front map light	S	S	S
	Cabin light (3-position)	S	S	S
	Glove box light	-	S	S
	Footwell light (both front seats)	-	S	S
	Ambient lights	-	S	S
Sun visors	Driver's side	S	S	S
	With ticket holder	S	S	S
	With vanity mirror	S	S	S
	With illumination function	-	S	S
	Passenger's side	S	S	S
	With ticket holder	S	S	S
	With vanity mirror	S	S	S
	With illumination function	-	S	S
Assist grips	Passenger's side	S	S	S
	Rear x 2	S	S	S
Cup holders	Front x 2	S	S	S
	Rear armrest x 2	S	S	S
Bottle holders	Front x 2, rear x 2	S	S	S
Centre Console box with armrest		S	S	S
Head-up display		-	S	S
Shift knob	With black accent	S (MT)	-	-
	With plating	-	S (MT)	-
	With satin plating	S (AT)	S (AT)	S
USB socket	Front	S	S	S
12V accessory socket	Front	S	S	S
Wireless Charger		-	S	S
USB Charger	Rear x 2	-	S	S
Foot rest	Driver's side	S	S	S
Remote fuel lid opener		S	S	S
Front and rear door trim	Fabric	S	-	-
	Synthetic Leather	-	S	S
Inside door handles		S	S	S
SEATS				
Front seats	Seat height adjuster (driver's side)	S	S	S
	Head restraints (separate type)	S		
	Seatback pocket (driver's side)	S	S	S
	Seatback pocket (passenger's side)	S	S	S
	60:40-split single-fold	S	S	S
Rear seats	Head restraint x 3 (separate type)	S	S	S
Seat upholstery material	Synthetic leather	-	S	S
	Fabric	S	-	-

Standard and optional equipment available may vary for individual markets.



## MAJOR EQUIPMENT

GRADE		GL	GLX	
Engine		Petrol		
		K15C + SHVS mild hybrid		
Drive system		2WD		4WD
Transmission		5MT/6AT		6AT
LUGGAGE AREA				
Luggage shelf		S	S	S
Luggage area light		-	S	S
SAFETY, SECURITY, AND ENVIRONMENTAL COMPATIBILITY				
SRS front dual airbags		S	S	S
SRS side airbags		S	S	S
SRS curtain airbags		S	S	S
Seatbelts	Front: 3-point ELR seatbelts with pretensioner and force limiter Rear: 3-point ELR seatbelts x3	S	S	S
		S	S	S
		S	S	S
ISOFIX lower anchorage	x2	S	S	S
ISOFIX top tether anchorage	x2	S	S	S
Childproof rear door locks		S	S	S
Side impact door beams		S	S	S
ABS with EBD function		S	S	S
ESP®*		S	S	S
Hill hold control		S	S	S
Brake assist function		S	S	S
Parking sensors	Rear	S	S	S
LED-DRL (Daytime Running Lights)		S	S	S
High-mount stop lamp		S	S	S
Immobiliser		S	S	S
Security alarm		S	S	S
Pedal release system		S	S	S

S: Standard - : Not Available O: Option


Standard and optional equipment availability may vary for individual markets

Please note that the specifications and equipment are subject to change without prior notice. \*ESP® is a registered trademark of Mercedes-Benz Group AG.

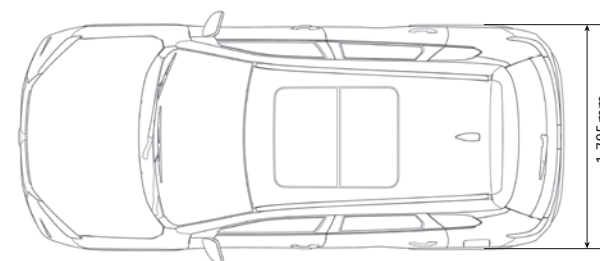
The ESP® is designed to help keep the Grand Vitara under control. However, its effectiveness depends on driving conditions and the state of the road surface.

If the tyres exceed their grip limit and the wheels start to spin or skid, it may not be fully effective.

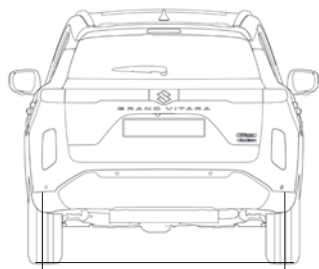
## DIMENSIONS




1,530mm (215/60 R17)



1,795mm



1,535mm (215/60 R17)



1,645mm

2,600mm

4,345mm



## SINGLE-TONE BODY COLOURS



**Splendid Silver Pearl Metallic**



**Cave Black Pearl**



**Opulent Red Pearl Metallic**



**Celestial Blue Pearl Metallic**



**Arctic White Pearl**



**Grandeur Grey Pearl Metallic**



**Midnight Black Pearl**

All photographs in this brochure were taken with relevant permission. Images of the vehicles without number plates on public roads are composite photos.



## TWO-TONE BODY COLOURS



Splendid Silver Pearl Metallic



Opulent Red Pearl Metallic



Arctic White Pearl

## MAJOR SPECIFICATION

Number of doors		5			
Engine		Petrol			
		1.5L			
Drive system		2WD/4WD			
DIMENSIONS					
Overall length		mm	4,345		
Overall width		mm	1,795		
Overall height		mm	1,645		
Wheelbase		mm	2,600		
Tread	Front	mm	1,530 (215/60 R17)		
	Rear	mm	1,535 (215/60 R17)		
Minimum turning radius		m	5.4		
Minimum ground clearance		mm	210		
CAPACITIES					
Seating capacity		persons	5		
Fuel tank capacity		litres	45		
Luggage capacity	Max. volume	litres	1,147		
	Rear seatback raised (VDA method)	litres	310*		
ENGINE					
Type		K15C + SHVS mild hybrid			
Number of cylinders		4			
Number of valves		16			
Piston displacement		cm3	1,462		
Bore x stroke		mm	74 x 85		
Compression ratio		12.0			
Maximum output		kW/rpm	75.8/6,000		
Maximum torque		N·m/rpm	136.8/4,400		
Fuel distribution		Multipoint injection			
TRANSMISSION					
Type		K15C + SHVS mild hybrid			
Gear ratio	1st	5MT	6AT		
		3.9090	4.6666		
		2.0434	2.5333		
		1.4074	1.5555		
		1.0645	1.1351		
		0.8157	0.8593		
		-	0.6857		
	Reverse	3.2500	3.3939		
Final gear ratio		4.6880	3.6830		
CHASSIS					
Steering		Rack & Pinion			
Brakes	Front	Ventilated disc			
	Rear	Solid disc			
Suspension	Front	MacPherson strut			
	Rear	Torsion beam			
Tyres		215/60R17			
WEIGHTS					
Type		K15C + SHVS mild hybrid			
		2WD		4WD	
		5MT	6AT	6AT	
Kerb weight (min./with full option)		kg	1,165-1,190	1,190-1,220	1,270-1,295
Gross vehicle weight		kg	1,635-1,650	1,660-1,680	1,730-1,755
PERFORMANCE					
Maximum speed		km/h	160	165	165

All figures are manufacture's data and may vary for each market.  
These specifications represent tentative values prior to homologation.  
\*With parcel shelf. Excluding compartment under luggage board.

All photographs in this brochure were taken with relevant permission. Images of the vehicles without number plates on public roads are composite photos.





[www.suzuki.ae](http://www.suzuki.ae)

Please note that the images shown may differ from the actual specifications and may change without prior notice.

1222-2023YM  
99999-B1Z01-001



**ABU DHABI** (02) 674 0991 **AL AIN** (03) 761 9556  
**DUBAI** Deira (04) 295 5907 | Sheikh Zayed Road (04) 347 0008  
**SHARJAH** (06) 574 4212 **RAS AL KHAIMAH** (07) 235 1611

[artc-suzuki@alrostanigroup.ae](mailto:artc-suzuki@alrostanigroup.ae)



  
شركة الرستمانى التجارية ذ.م.م.  
**AL ROSTAMANI TRADING COMPANY L.L.C.**