

XL7



Way of Life!





■ Informative meter cluster

Sporty meters with sub-dials and red accents keep you accurately informed at a glance. An advanced 4.2-inch multi-information colour LCD in the centre graphically updates you on useful information such as door status, fuel consumption and engine output.



Door status



Fuel consumption



Driving G-force



Real-time output and torque

Feel the excitement

Driving pleasure is heightened by a sporty and well crafted interior. Feel your pulse quicken from the red, silver painted accents as well as carbon-fibre-patterned material. Every detail inspires confidence and deep satisfaction.



■ Touch panel audio system

Command the audio system with smartphone-like swiping operation on the easy-to-use touch panel or from steering wheel controls. Bluetooth®* connectivity lets you play music from your smartphone as well.

*Bluetooth is a registered trademark of Bluetooth SIG, Inc.



■ D-shaped steering wheel

The sporty D-shaped steering wheel increases legroom and makes it easier to enter and exit the driver's seat. Tilt adjustment supports comfortable driving positions.

■ Decorative ornaments and accents


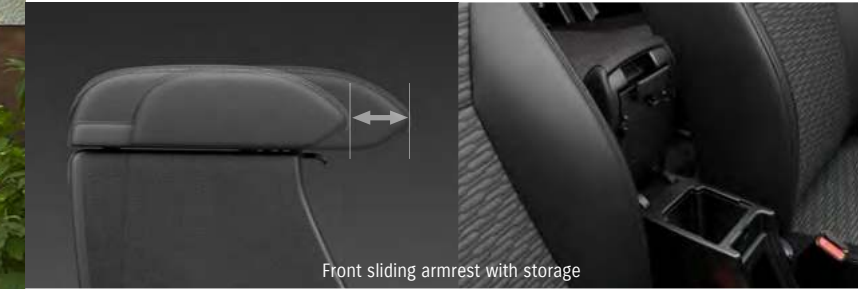


■ Transmissions





Convenient amenities



Satisfaction in every seat

The XL7 is fully equipped to please. Convenient amenities keep everyone comfortable and satisfied for a pleasant ride even on the longest journeys.

Air Conditioner





Power and peace of mind

The XL7 responds powerfully and gracefully at your command. Its solid construction and advanced safety features lend a sense of assurance when driving with loved ones.



1.5L petrol engine

Quick response and high fuel efficiency are yours from the smooth-running 1.5-litre engine.

Engine model	K15B
Displacement (cm³)	1,462
Compression ratio	10.5
Max. output (kW/rpm)	77/6,000
Max. torque (N·m/rpm)	138/4,400



Aerodynamics

Computer-aided engineering and wind tunnel testing optimised the body for class-leading aerodynamics that raise performance and fuel economy.

HEARTECT



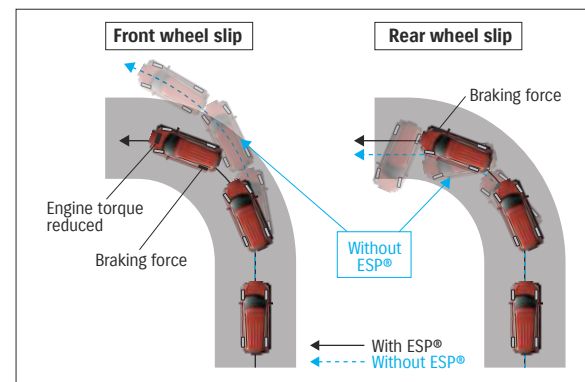
Light and rigid “HEARTECT” platform

The smoothly curving frame increases underbody stiffness that delivers excellent fundamental vehicle performance while also enhancing collision safety by efficiently dispersing energy.



SRS airbag system

The XL7 comes standard with front SRS airbags for the safety of the driver and front-seat passenger in case of a frontal collision.



ESP*

If Electronic Stability Programme (ESP®) detects wheel slippage when the driver turns the steering wheel sharply and/or the road is slippery, for example, it automatically adjusts the engine torque and brakes to suppress the wheel slippage and help the driver stay in directional control.

* For details of equipment availability, please refer to the major equipment list. ESP is a registered trademark of Daimler AG.



Pedestrian injury mitigating body

The structures of the XL7's bonnet, front windscreen wiper area, front bumper and other parts absorb impact with the aim of mitigating head and leg injuries in the event of a collision with a pedestrian.



Reverse parking sensors

Ultrasonic sensors in the rear bumper detect obstacles while the driver is reversing the car. Warning sounds help keep the driver informed of the distance to the obstacle.



DO BOLD.





Suzuki's "Way of Life" is the heart of our brand - every Suzuki vehicle, motorcycle and outboard motor is built to create excitement so customers can enjoy everyday life.



Standard and optional equipment available may vary for individual markets. Please enquire at your dealers, as specifications and illustrations may refer to models not available in your region. SUZUKI MOTOR CORPORATION reserves the right to change, without notice, prices, colours, materials, equipment, specifications and models, and also to discontinue models.

All photographs in this catalogue were taken with relevant permission. Images of the vehicles without number plates on public roads are composite photos. Vehicles are shown at a private off-road site.

SUZUKI MOTOR CORPORATION
300 Takatsuka-cho, Minami-ku, Hamamatsu-shi, Shizuoka 432-8611 JAPAN
www.globalsuzuki.com

XL7 BROCHURE
99999-B1701-001