

 SUZUKI

SWIFT





FOR ADULTS ONLY.

What you're about to read contains some pretty explicit material: the Suzuki Swift. Yes, the Swift is scintillatingly sexxy. From its exterior design, shapes and curves, to its seductive interior and superior performance—there's a reason it's for adults only.

And yes, we'll be checking IDs.



BRINGING SEXXXY HATCHBACK

The Suzuki Swift is the iconic hatchback and it knows it. Sporty, stylish and full of clever technology, what makes it so irresistibly sexxy, is simply that it's so irresistibly fun to drive. For a good time, every drive, look no further than the Swift.



***A CENTREFOLD MODEL.
OR PAGE 3-FOLD MODEL.
WHATEVER.***

Get ready to make a statement and for that statement to be “look at how incredibly sexxy my car is.” A bold chrome-accented grille, polished alloys, muscular body lines and floating roof with pillar mounted rear door handles will leave onlookers wishing their cars looked like yours.

EVEN THE UNSEXY STUFF, IS SEXXXY

The Suzuki Swift boasts incredible performance. So incredible, that even the unsexxy stuff becomes sexxy. The unapparelled fuel-efficiency? Frugality has never been hotter thanks to the 1.2L DualJet engine. The direct-response steering? Just try to control yourself. Which you can, with unparalleled handling and precision.

4.6 L/100km*
FUEL ECONOMY

*ADR 81/02 results for manual transmission. **ADR 81/02 results for automatic transmission. NEDC Fuel Consumption figures may not mimic real-life driving conditions and should be considered for comparison against other vehicles only.



ULTRA FUEL-EFFICIENT 1.2 DUALJET ENGINE

The 1.2 DUALJET engine (K12D) features dual injectors at each cylinder for high thermal efficiency. Various advances also contribute to higher fuel efficiency—including a 13.0 compression ratio, electronic intake VVT (Variable Valve Timing) that can operate at a large range of crankshaft angles and immediately from low RPM, a variable capacity oil pump that can maintain low hydraulic pressure at low engine temperatures, and electronically controlled piston cooling jets that suppress cooling loss and knocking.





COMFORTABLE, SEXXY INTERIOR

“Sexxy” and “comfortable” are unlikely bedfellows. Except when the Swift is involved, in which case they’re sharing one sexxy-comfortable bed. Sitting behind the wheel, the elegant lines and attention-to-detail offer an incredibly comfortable driving experience while the cylindrical gauges, cockpit-like centre console and sporty steering wheel give a feeling of confidence before you even start the engine.



XXXL, YET COMPACT

Why do we keep spelling “sexxy” with all those extra Xs? Because the Suzuki Swift is so ridiculously extra—especially when it comes to space. It’s perfect for holding all your incredibly attractive belongings, including, most importantly, you.

Whether it’s a weekend away, a night on the town or a city shopping spree, the Swift gets you there and back in comfort and style.



Overseas model shown

CABIN AND LUGGAGE SPACE THAT EXPANDS THE WAY YOU HAVE FUN

The Swift’s plentiful luggage space allows you to take more, and the split, fold-down rear seatbacks (standard on GLX and GLN) help you fit what you need. Ample head clearance is provided by low seating positions, and numerous easy-to-use storage spaces are a short reach away.



Glove box



Front cup holder x 2



USB port & accessory socket



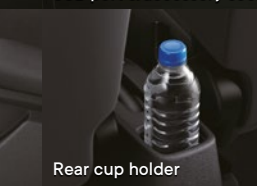
Console box tray



Passenger-seatback pocket



Front door pocket



Rear cup holder



Rear door bottle holder



SMART IS SEXXXY

There's nothing more irresistible than intelligence, that's why the Swift has Suzuki Safety Support. With a host of smart features to assist you and make driving easier as well as safer, this is a car that lets you take on every journey with confidence. And confidence is sexxy.

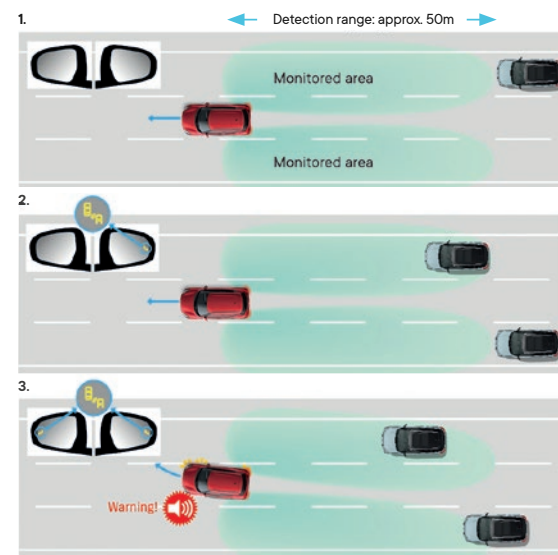
REAR CROSS TRAFFIC ALERT*

At speeds of up to 8 km/h whilst in reverse, the vehicle uses two rear mounted side radar sensors to assist the driver by alerting them of approaching vehicles on either side of the vehicle when reversing out of car parking spaces. If a vehicle is detected, the driver is given both a visual alert on the multi information display and a warning sound alert. This assists the driver to manoeuvre more safely out of parking spaces where vision is obscured on either or both sides of the vehicle.



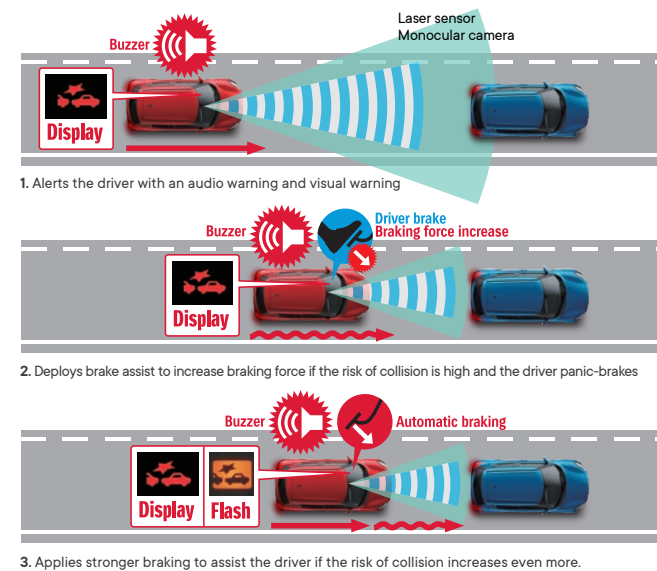
BLIND SPOT MONITOR

Lane changing at speeds above 15 km/h is made safer by two rear mounted side radar sensors capable of detecting vehicles located in or approaching the rear blind spots on either side of the vehicle. When a vehicle is approaching or detected in a rear blind spot, a warning LED icon is illuminated in the relevant exterior mirror. If the driver indicates to change lanes, a flashing LED icon is accompanied by a warning sound alert.



ADVANCED FORWARD DETECTION SYSTEM

An Advanced Forward Detection System uses the combination of a monocular camera, laser sensors and millimetre-wave radar to detect the distance from a forward vehicle, with the aim of helping the driver avoid a collision or helping to mitigate damage from a collision. The advanced forward detection system includes:

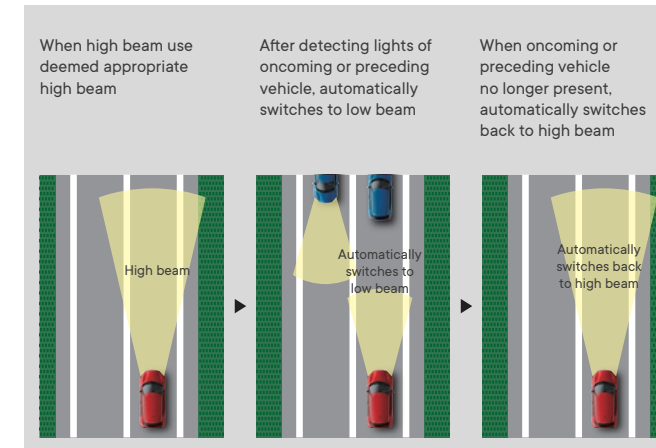


AUTONOMOUS EMERGENCY BRAKING (AEB)**

When moving, the Swift uses two sensors—a monocular camera and a laser sensor—to determine if there is a risk of collision with a forward vehicle or pedestrian.

LANE DEPARTURE WARNING†

The Lane Departure Warning function is designed to predict the path of the vehicle and issues warnings to the driver.

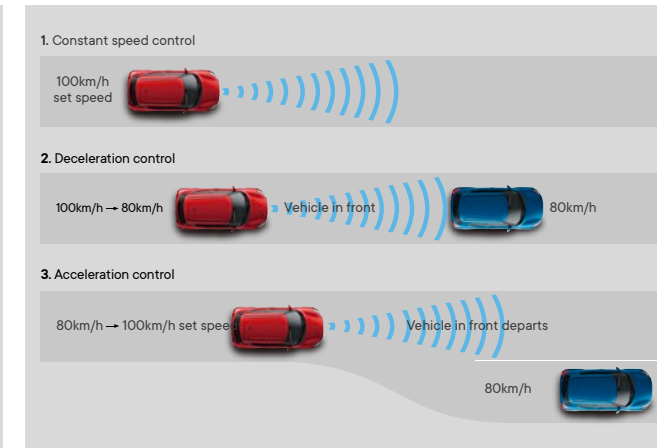



HIGH BEAM ASSIST

High Beam Assist is designed to automatically switch the headlights between "High" and "Low."

WEAVING ALERT†

The Weaving Alert is designed to calculate the driving pattern and if the vehicle is 'wandering' due to driver drowsiness etc.



ADAPTIVE CRUISE CONTROL‡

When there is a vehicle in front, the Adaptive Cruise Control system uses millimetre-wave radar designed to gauge the distance to it and automatically maintains vehicle-to-vehicle distance in line with the setting selected out of three possible settings.



*When the vehicle is equipped with both millimetre-wave radar and the combination of a monocular camera and laser sensor, the monocular camera and laser sensor govern the collision mitigation brakes and the millimetre-wave radar is used for the ACC function. **AEB is designed to support the driver only in emergency situations. The driver remains responsible for the vehicle at all times. †The lane departure warning and weaving alert only function when the vehicle is moving at speeds of approximately 60km/h or higher. ‡Vehicle-to-vehicle distance varies depending on vehicle speed.



SWIFT^{GL S}



SWIFT^{GL S PLUS}



SWIFT^{GLX TURBO}



SWIFT GL S

- 1.2L Dualjet Engine
- 4.6L/100km fuel economy manual[†]
- 4.8L/100km fuel economy automatic[‡]
- 5-speed manual transmission or automatic CVT transmission
- 9-inch multimedia touchscreen with Bluetooth®, USB audio playback, voice control, steering wheel controls and Apple CarPlay® / Android Auto™ connectivity
- Reverse camera
- Digital speedometer
- Digital climate control
- Keyless entry and start system
- 4 x speakers
- Cruise control
- D-shaped steering wheel
- Six airbags
- ESC, ABS, EBD, & BA
- 16" alloy wheels
- Automatic LED headlights
- Daytime running lights
- Front fog lights
- Rear privacy glass



SWIFT GL S PLUS

adds the following features over Swift GL S:

- Adaptive cruise control
- Autonomous emergency braking[#]
- Lane departure warning[#]
- Weaving alert[#]
- Blind spot monitoring
- Rear cross traffic alert
- Reverse parking sensors
- Heated door mirrors



SWIFT GLX TURBO

adds the following features over Swift GL S Plus:

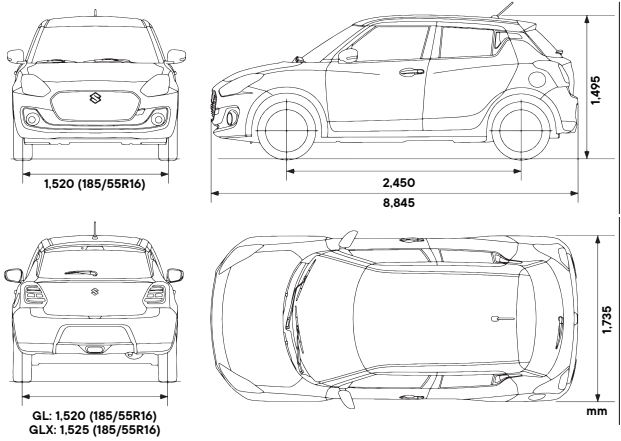
- BOOSTERJET turbo engine
- 5.1L/100km fuel economy[†]
- 6-speed automatic with paddle shifters
- 2 x tweeters
- 16" polished alloy wheels
- Electronically folding door mirrors
- High beam assist

SPECIFICATIONS

		Swift GL S Manual	Swift GL S Auto	Swift GL S Plus	Swift GLX Turbo
POWERTRAIN					
Engine		1.2L Dualjet			1.0L Boosterjet Turbo
Number of Cylinders		4			3
Number of Valves		16			12
Piston Displacement (cm³)		1,242			998
Bore x Stroke (mm)		73.0 x 74.2			73.0 x 79.5
Compression Ratio		12.5			10.0
Maximum Output (kW/rpm)		66/6,000			82/5,500
Maximum Torque (Nm/rpm)		120/4,400			160/1,500–4,000
Fuel Distribution		Multipoint injection			Direct injection
Fuel Tank Capacity (L)		37			
DIMENSIONS					
Overall Length (mm)		3,840			
Overall Width (mm)		1,735			
Overall Height (mm)		1,495			
Wheelbase (mm)		2,450			
Tread — Front (mm)		1,520 (185/55R16)			
Tread — Rear (mm)		1,525 (185/55R16)			
Minimum Turning Radius (m)		4.8			
Minimum Ground Clearance (mm)		120			
Seating Capacity		5			
Luggage Capacity (L)	Max. volume	918			
	Rear seatback folded	556			
	Rear seatback raised	242			
Kerb Weight (kg)		870	900	945	
Gross Vehicle Weight (kg)		1,365			1,380
TRANSMISSION					
Type		5MT	CVT		6AT
Gear Ratio	1st	3.545	4.006 ~ 0.550 (LOW: 4.006 ~ 1.001, HIGH: 2.200 ~ 0.550)	4.666	
	2nd	1.904		2.533	
	3rd	1.240		1.555	
	4th	0.914		1.135	
	5th	0.717		0.859	
	6th	—		0.685	
	Reverse	3.272	3.771	3.393	
Final Gear Ratio		4.294	3.757	3.501	
FUEL CONSUMPTION					
Fuel Consumption (L/100km)		4.6 [†]	4.8 [‡]	5.1 [†]	
CO2 Emissions (G/km)		110			119
CHASSIS					
Steering		Rack & Pinion			
Brakes	Front	Ventilated disc			
	Rear	Drum, leading & trailing			Disc
Suspension	Front	MacPherson strut with coil spring			
	Rear	Torsion beam with coil spring			

	Swift GL S Manual	Swift GL S Auto	Swift GL S Plus	Swift GLX Turbo
SAFETY				
ABS with EBD function	Std			
ESC	Std			
Autonomous Emergency Braking†	—		Std	
Lane Departure Warning†	—		Std	
Weaving Alert†	—		Std	
Blind spot monitor†	—		Std	
Rear cross traffic alert†	—		Std	
Reverse camera	Std			
Reverse parking sensors	—		Std	
WHEELS				
Tyres (Width/Profile)	185/55			
Wheel Size	16"			
Wheel Type	Alloy			Polished Alloy
Spare	Space Saver			
EXTERIOR				
Front Grille	Black with chrome accent			
Outside Door Handles	Body Coloured			
Black-coloured A and B Pillars	Std			
Tailgate Opener	Electromagnetic			
VISIBILITY				
Headlamps	LED Projector			
Headlamp leveling device	Automatic			
Automatic lamps	Std			
High Beam Assist	—			Std
Front Fog Lamps	Std			
Daytime Running Lamps (DRLs)	Std			
Privacy Glass	Std			
Wipers: Front: 2 speeds (low, high) + adjustable intermittent + washer Rear: 1 speed + intermittent + washer				
Std				
Outside door mirrors:				
Body coloured, electrically adjustable	Std			
Heated	—		Std	
With built-in turn signal, electronic folding	—			Std
STEERING AND INSTRUMENT PANEL				
3-spoke steering wheel				
Leather Covered	Std			
With Audio Controls	Std			
With Cruise Control	Std			
With Speed Limiter Control	Std			
With Hands-Free Phone Control	Std			
Tilt-Adjust	Std			
Telescopic-Adjust	Std			
Information Display	Segment Display		LCD	
Digital speedometer	Std			
Digital Clock	Std			
Outside Temperature Display	—		Std	

DIMENSIONS



COLOURS



Pure White Pearl

Premium Silver[†]



Mineral Grey[†]

Super Black[†]



Speedy Blue[†]

Burning Red[†]

[†]ADR 81/02 results for auto transmission. [‡]ADR 81/02 results for turbo auto transmission. NEDC Fuel Consumption figures may not match real-life driving conditions and should be considered for comparison against other vehicles only. Apple CarPlay® is a registered trademark of Apple Inc. Android Auto is a trademark of Google Inc. [‡]Additional cost of \$595 for premium/metallic paint. Colours and model variants shown are subject to stock availability. #AEB is designed to support the driver only in emergency situations. The driver remains responsible for the vehicle at all times. The lane departure warning and weaving alert only function when the vehicle is moving at speeds of approximately 60km/h or higher. [†]All new Suzuki vehicles include up to 5 years of Roadside Assistance. The Roadside Assistance program will re-new annually for a period up to 5 years conditional to customers returning to their Suzuki dealer for scheduled servicing and following the terms and conditions of Suzuki's Capped Priced Service (CPS) Program for their vehicle. Further details of the CPS program can be found here. <https://www.suzuki.com.au/capped-price-service-terms> Further details of the Roadside Assistance program can be found here. <https://www.suzuki.com.au/owners/roadside> [†]Premier Insurance is issued by Allianz Australia Insurance Limited. Policy terms, conditions, limits and exclusions apply. Before making a decision please consider the Product Disclosure Statement (PDS). The PDS and Target Market Determination are available by calling us on 1300 132 107 [†]Kilometre limits for commercial vehicles. [†]Further terms apply: visit [suzuki.com.au](https://www.suzuki.com.au)

CARFIGURATE THEM ALL



CONFIGURE YOUR DREAM CAR WITH SUZUKI'S CARFIGURATOR

Nothing is better than video games. Except Suzukis.

Well, with *Setup: The Game*, you can have both at the same time.

And now all the Suzukis are unlocked, so all your favourite characters are fully playable and fully buyable.

You can now design your dream Vitara, Swift, Swift Sport, Ignis, Baleno, Jimny or S-Cross. Rack up points. Pick up in-game achievements. Then buy your Suzuki creation and drive it in real life.

And the best part? It's free to play.

So what are you waiting for?

Pick your Suzuki. Make it your own. Then make it really your own. By buying it.



PLAY NOW



SETUP
THE GAME

DREAM YOUR DREAM SUZUKI
THEN BUY IT INTO REALITY.

 **SUZUKI**
FOR FUN'S SAKE



FOR *FUN'S* SAKE