

ALL-NEW **Jimny**



Way of Life!



READY TO CONQUER THE WILD

Built to tackle the harshest weather and terrain, the all new Jimny goes where other vehicles fear to tread. Take on nature's challenges. Unleash your spirit of adventure and get ready to explore.



Optimised bumpers

All is clear for adventure, including angled bumper edges that increase clearance at the wheels for assured climbing over obstacles. Their moulded black material safeguards the body from stone chips and scratches.



Practical drip rail

Let the Jimny take you on your all-weather adventures. The drip rail can keep your head dry and your spirits bright when entering and exiting by helping to prevent water from dripping.

Bonnet corners

Stay on top of your surroundings, is carefully crafted to keep front corners in view for better situational awareness when navigating uneven terrain.

STAY FOCUSED ON WHAT MATTERS MOST

In the new Jimny, there's little to distract you from driving. Its stylish black interior is humble yet handsome. And controls are designed for quick and easy operation even when wearing gloves.



Down-to-earth design

Relish the sheer pleasure of simple, straightforward and sensible design. Colours are minimal. Every detail is thoughtfully and attractively crafted to



Illuminated meter cluster

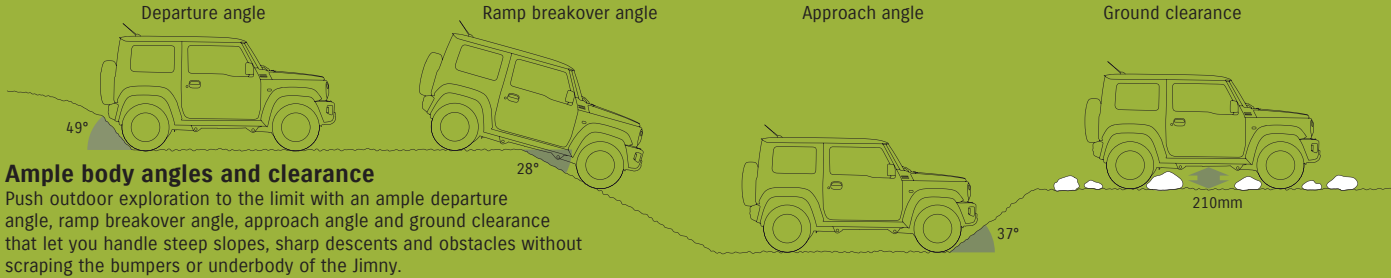
road, the meters are always illuminated for clear viewing. Their functional design complements the straightforward beauty of the interior.

DEPEND ON ROBUST AUTHENTICITY

rigid axle suspensions with coil springs and 4WD with a low-range transfer gear.



Rigid ladder frame



Ample body angles and clearance



3-link rigid axle suspension with coil spring



4WD with low range transfer gear



SAFEGUARD YOURSELF AND OTHERS

Safety is a priority whether trekking through the wilderness or commuting in the city. Thanks to Suzuki's safety technology, you can always drive with peace of mind.



SRS airbag system for collision safety



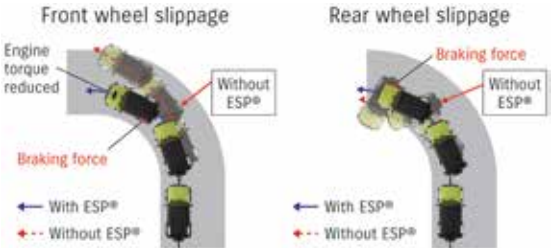
Injury mitigation body for pedestrian safety

- 1. Impact-absorbing wipers
- 2. Impact-absorbing cowl top
- 3. Impact-absorbing bonnet hinges
- 4. Impact-absorbing fenders
- 5. Impact-absorbing bonnet
- 6. Impact-absorbing front bumper

Based on Suzuki's TECT concept, the Jimny's body is specially designed to absorb impact in the event of a collision.

Electronic Stability Program

registered trademark of Daimler AG. Please refer to the list for availability.



avelling 40km/h or faster with the headlamp switch in auto position.

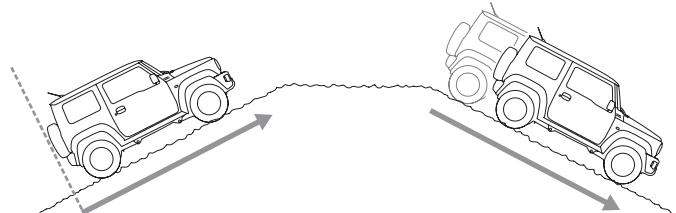
LARGE CARGO SPACE

The new Jimny comes with foldable back seats that allows for extra cargo space on your adventures. Be it camping gear or travel luggage, there is ample room for it all.

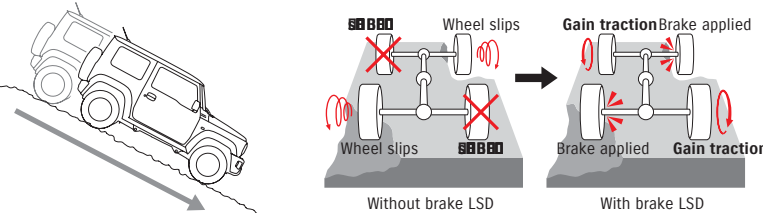
Adjust according to your needs



New 1.5L engine



Hill Hold Control



Hill Descent Control

Brake LSD Traction Control

Major Equipment

Engine		Petrol
		K15B
Drive system		Part-time 4WD
Transmission		5MT
Grade		GA
CHASSIS		
Tyres and wheels	195/80R15 steel wheels	S
Spare tyre and wheel	195/80R15 steel wheel	S
EXTERIOR		
Front grille	Black colour	S
Wheel arch extensions	Material colour	S
Drip rails		S
Tailgate opener	Key	S
VISIBILITY		
Green-tinted windows	Front door windows	S
	Quarter & tailgate windows	S
UV-cut glass	Windscreen	S
Wipers	Front: 2-speed (low, high) + intermittent + washer	S
	Tailgate: 1-speed + washer	S
Tailgate window demister		S
Day / night rearview mirror	Manual dimming	S
STEERING AND INSTRUMENT PANEL		
3-spoke steering wheel	Urethane	S
	Tilt-adjust	S
Power steering		S
Tachometer		S
Driver's seatbelt reminder	Lamp & alarm	S
Door ajar reminder	Lamp	S
Low fuel warning	Lamp	S
DRIVING AMENITIES		
Digital clock		S
Air conditioner	Manual	S
Heater		S
Audio	Antenna (mounted at rear of roof)	S
	Speaker x 2	S
		S
INTERIOR		
Cabin lights	Front cabin light (3-position)	S
Driver's sun visor		S
Passenger's sun visor		S
Assist grips	Passenger's side	S
	Rear x 2	S
Cup holder	Centre console x 2	S
Shift knob	Urethane	S
	With piano black	S
Parking brake release button	Black	S
12V interior accessory socket	Centre console x 1	S
Remote fuel lid opener		S
SEATS		
Front seats	Walk-in mechanism (passenger's side)	S
Rear seat	50:50-split single-folding	S
	Head restraints x 2	S
Seat upholstery material	Fabric	S

SRS front dual airbags		S
Seatbelts	Front: 3-point ELR seatbelts x 2	S
	Rear: 3-point ELR seatbelts x 2	S
ISOFIX child seat anchorages	Rear x 2	S
Pedal Release System	Brake & clutch	S
Side impact door beams		S
ABS		S
Hill hold control		S
Hill descent control		S
Brake assist function		S
High-mount stop lamp		S
Immobilizer		S

S: Standard

Exterior colour



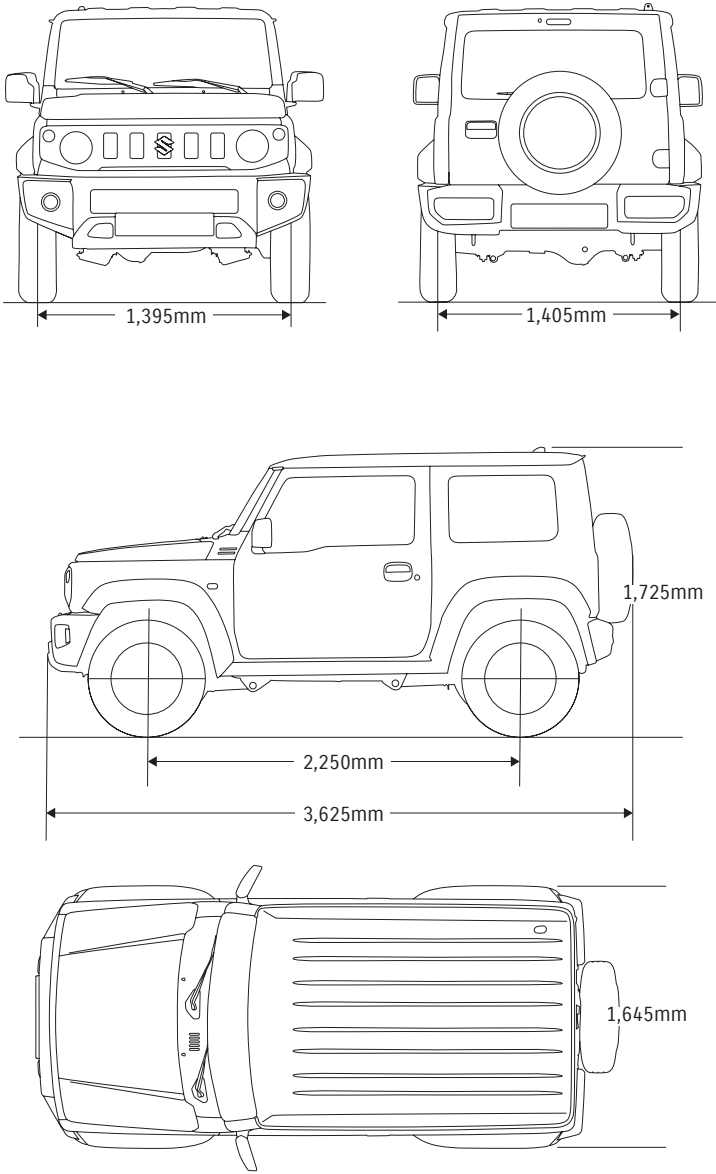
Major Equipment

Engine			Petrol
			1.5L VVT
Drive system			Part-time 4WD (ALLGRIP PRO)
Transmission			5MT
DIMENSIONS			
Overall length	Front bumper to rear bumper	mm	3,480
	Front bumper to spare wheel	mm	3,625
	Front bumper to spare wheel cover	mm	3,645
Overall width		mm	1,645
Overall height		mm	1,725
Wheelbase		mm	2,250
Tread	Front	mm	1,395
	Rear	mm	1,405
Minimum turning radius		m	4.9
Minimum ground clearance		mm	210
Approach angle		deg.	37
Ramp breakover angle		deg.	28
Departure angle		deg.	49
CAPACITIES			
Seating capacity		persons	4
Luggage capacity	Max. volume	litres	830
0			0
0			0
Fuel tank capacity		litres	40
ENGINE			
Type			K15B
11600			

also to discontinue models.

Please visit nearest Suzuki Authorised Dealership for colour and vehicle availability.

Dimensions





PAK SUZUKI MOTOR CO. LTD.

Head Office Karachi:

DSU-13, Pak Steel Industrial Estate, Bin Qasim, Karachi.
Call Centre: 111-SUZUKI (021-111-789-854) Tel: 34723551-58 Fax: 34723521-3
E-mail: customercentre@paksuzuki.com.pk Website: www.paksuzuki.com.pk

Region Office Lahore:

7-A, Aziz Avenue, Canal Bank Road,
Gulberg-5, Lahore.
Tel: 042-35775456-7 Fax: 042-35775467

Region Office Rawalpindi:

3rd Floor Malhi Plaza, Opp. Ministry of Defence,
Production Building, Murree Road, Rawalpindi, Cantt.
Tel: 051-5130229-31 Fax: 051-5130232

Region Office Multan:

Office No. 402, 4th Floor
United Mall, Abdali Road, Multan.
Tel: 061-4586489, 4516491 Fax: 061-4581353

