

ALL-NEW **Jimny**



Way of Life!





USB Socket

Accessory Socket



Designed for Professional Use

Everything surrounding the driver and front passenger is built for professional use. All details are designed for carefree dependability, including the grip and switches, which are easy to operate and can be handled in off-road conditions. Storage spaces are also redesigned for better storage of smartphones and other items.

Transmission System Automatic and Manual

4WD System

Lever-type shifting to switch between the 3 modes

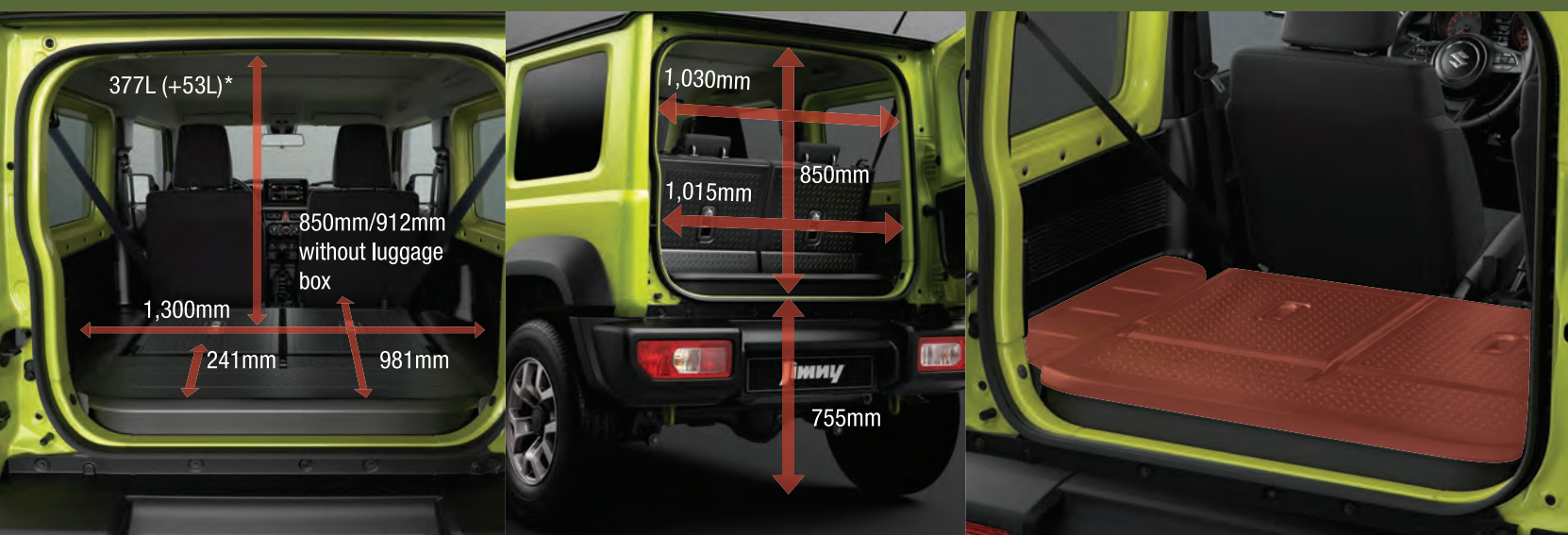
Fully flat seats

Each front seat can be fully reclined to create a flat surface for lying back and relaxing or loading long objects.


Practicality



LUGGAGE SPACE



Chasis Performance



■ 3-link rigid axle suspension with coil spring

Rigid axle suspensions thrive in bumpy off-road driving. The robust structure and durability of rigid axle suspensions is especially demonstrated in the extreme road conditions.

Enhanced axle housing

The front axle housing material has been changed to stronger, more robust high-tensile steel.

Steering damper

A steering damper has been newly added on the front suspension to suppress kickback and vibration for greater steering comfort on rough terrain.

■ New “X-member” and two additional Cross members

Two cross members near the centre of the ladder frame form an X-shaped reinforcement that increases torsional rigidity. This helps provide a more solid base for underbody parts, suspension, performance, to make everyday driving and riding comfort on the road. Torsional rigidity has been further increased by adding one cross member beneath the engine compartment and another at the rear end of the ladder frame.

Powertrain



■ 1.5L engine (K15B)

The new Jimny adopts a K15B engine that is lightweight, compact and fuel-efficient. It delivers stronger torque at all rpm.

Transmission systems



5MT

4AT

Lever Direct
4WD Shift

SAFETY FEATURES

Safeguard yourself and others

Safety is a priority whether trekking through the wilderness or commuting in the city. You can always drive with peace of mind.



Hill Hold Control

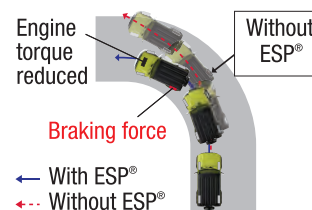
Move upward and onward when starting on steep slopes. Even on bumpy slopes that vary on the right and left sides, this feature helps prevent rearward rolling so you can focus on controlling acceleration.

Hill Descent Control

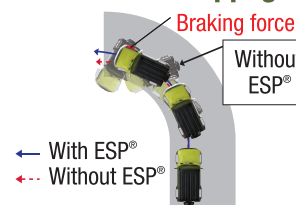
On tricky descents, with a push of a button, the system is designed to automatically apply the brakes and maintain a fixed speed so you can concentrate on steering without using the brake pedal or clutch.

BRAKE WITH EBD SYSTEM

Front wheel slippage



Rear wheel slippage



AIRBAGS

Front Dual SRS Airbags and Side Curtain Airbag*

Side curtain airbags are only available for Auto Transmission only



Specifications

DIMENSIONS				
Overall length	Front bumper to rear bumper	mm	3480	
	Front bumper to spare wheel cover	mm	3650	
Overall width		mm	1645	
Overall height		mm	1725	
Wheelbase		mm	2250	
Tread	Front	mm	1395	
	Rear	mm	1405	
Min. turning radius		m	4.9	
Min. ground clearance		mm	210	
Approach angle		deg.	37	
Ramp breakover angle		deg.	28	
Departure angle		deg.	49	
CAPACITIES				
Seating capacity		persons	4	
Luggage capacity	Max. volume	litres	830	
	Rear seatback folded (VDA method)	litres	377*	
	Rear seatback raised (VDA method)	litres	85*	
Fuel tank capacity		litres	40	
ENGINE				
Type			K15B	
NO. of cylinders			4	
NO. of valves			16	
Piston displacement		cm3	1462	
Bore x Stroke		mm	74.0 X 85.0	
Compression ratio			10	
Max. output		kW/rpm	75/6000	
Max. torque		N.m/rpm	130/4000	
Fuel distribution			Multipoint Injection	
TRANSMISSION				
Type			5MT	4AT
Gear ratio	1st		4.425	2.875
	2nd		2.304	1.568
	3rd		1.674	1.000
	4th		1.190	0.697
	5th		1.000	
	Reverse		5.151	2.300
Final gear ratio			4.090	4.300
Transfer gear ratio	High		1.000	1.320
	Low		2.003	2.644
CHASIS				
Steering			Recirculating ball	

Brakes	Front		Solid Disc	
	Rear		Drum, Leading and Trailing	
Suspension	Front		3-link rigid axle with coil spring	
	Rear		3-link rigid axle with coil spring	
Tyres			195/80R15	
WEIGHT				
Kerb Weight (min._ with full options)		kg	1080/1095	1195/1110
Gross vehicle weight		kg	1435	
PERFORMANCE				
Max. Speed		km/h	145	140
SAFETY				
SRS front dual airbags			✓	
Side and curtain airbags			✓	(Available on for Auto Transmission)
Pedal release system			✓	
Front ELR seatbelt			✓	
Front seatbelt with pretensioner and force limiter			✓	
ISOFIX			✓	
Side impact door beam			✓	
ABS			✓	
Brake assist			✓	(Available on for Auto Transmission)
ESP (Electronic Stability Program)			✓	
Hill Hold			✓	
Hill Descent control			✓	
Immobilizer			✓	

Colours available in two tone and single tone.



Jungle Green (ZZC)



Bluish Black Pearl 3 (ZJ3)



Medium Gray (ZVL)



Superior White (26U)



Silky Silver Metallic (Z2S)

Two-tone colours selection



Kinetic Yellow
+ Bluish Black Pearl 3 (DG5)

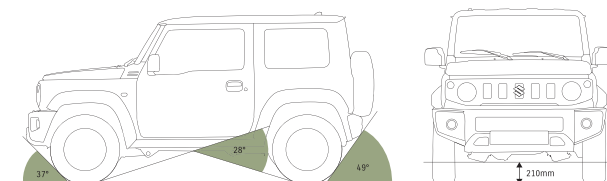


Brisk Blue Metallic
+ Bluish Black Pearl 3 (CZW)



Chiffon Ivory Metallic
+ Bluish Black Pearl 3 (2BW)

Ground Clearance



NOBODY BUT JIMNY



BERIBI

Lot No. 30, Beribi Industrial Complex II
Jalan Gadong BE1118, Brunei Darussalam
Tel +673 245 3162/3 Fax +673 245 3161

GADONG BRANCH

Lot 20735, Spg 137, Km 4,
Jalan Gadong, Brunei Darussalam
Tel +673 2421298 / 2421268

KUALA BELAIT BRANCH

Lot 8989, Units 1-4, Block A, Jalan Pandan 7,
Kg Pandan KA1931 Kuala Belait, Brunei Darussalam
Tel +673 333 4284 Fax +673 333 4286



Suzuki_Brunei



Suzuki Brunei