



Way of Life!

# ***ERTIGA***







## SHARE LIFE'S JOURNEY IN STYLE

You and your families have great memories to look forward to. Share everyday outings and exciting adventures together in the stylish comfortable and convenient Ertiga



## MOVE LIKE A *SWIFT*

Enjoy smooth and powerful response as well as high fuel efficiency on the newly developed engine and transmission. With it's new design long wheelbase chasis the stability of the Ertiga is improved significantly while driving on straight line or taking the curve on the road.





# COMFORT LIKE A LIVING ROOM

The flexible seating can easily be adjusted to comfortably accommodate friends, family and large amounts of luggage.



■ Person height based on 175cm



■ 50:50 split luggage board (first-ever adoption by Suzuki)




■ Extra-long objects can be accommodated by folding down the seat backs of the front passengers seat and second and third row seats

# SAFETY AND PERFORMANCE

## ■ New-generation platform HEARTECT

With the new generation platform it increases underbody stiffness. Its smooth, curving form disperses energy more efficient for greater collision safety and its light weight contributes to lower fuel consumption, higher driving performance, reduce noise and vibration.



## ■ Hill Hold Control

Hill hold control prevents the vehicle from rolling backwards during standing starts on slopes by engaging the brakes for up to two seconds after the driver removes from the brake pedal to depress the accelerator.



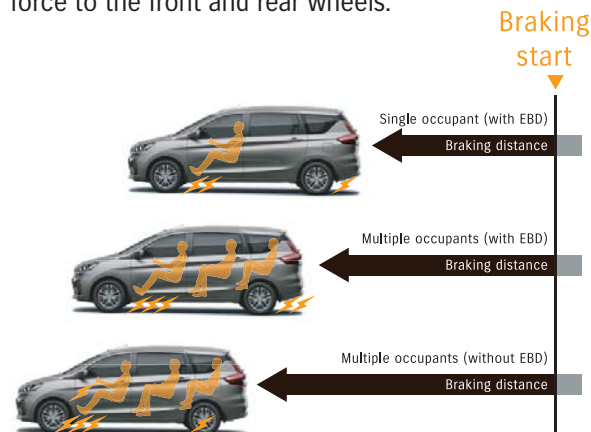
## ■ Engine & Transmission

The K15B petrol engine delivers excellent fuel efficiency. As well as greater power and torque. The highly efficient radiator contributes to higher output as well as better air conditioner performance.



## ■ ABS with EBD

With Anti-Lock Brake System (ABS) it keeps tyres from locking up. The Electronic Brake Force distribution (EBD) shortens the braking distance by optimally distributing force to the front and rear wheels.

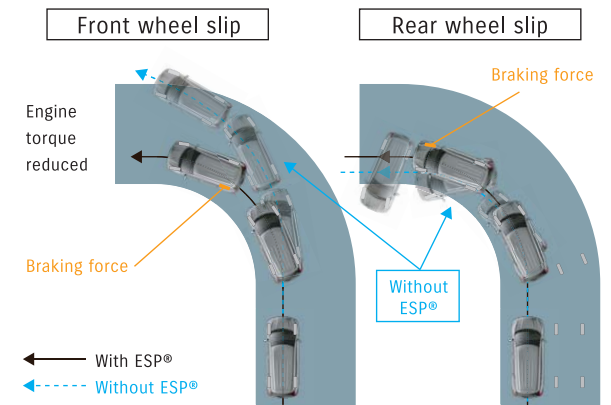


## ■ Reverse Parking Sensor



## ■ ESP

Electronic Stability Programme detects wheel slippage when the driver turns the steering wheel sharply and/or the road is slippery.



# INTERIOR / EXTERIOR / SAFETY AND FEATURES

		GLX 5 MT	GLX 4AT			GLX 5 MT	GLX 4AT	
CHASIS				Rear parking sensors	2 Sensors	S	S	
Tyres & Wheels	185/65R15 + alloy wheels	S	S	Immobiliser		S	S	
Spare tyre and wheel	185/65R15 + steel wheels	S	S	Security alarm		S	S	
EXTERIOR				DRIVING AMENITIES		S	S	
Front grille	Chrome	S	S	Electric windows	Front and Rear	S	S	
Tailgate garnish (Chromed)		S	S	Central door locking	Switch on driver's side	S	S	
Blacked-out pillars	B pillars	S	S	Remote-control door locks	With hazard lamp answerback function	S	S	
	C pillars	S	S	Keyless push start system		S	S	
Outside door handles	Chrome	S	S	Air conditioner	Front manual and Rear manual	S	S	
Tailgate opener	Handle-operated	S	S	Heater		S	S	
Mud flaps	Front	S	S	Pollen filter		S	S	
	Rear	S	S	Audio	Antenna (mounted at front of roof)	S	S	
VISIBILITY					Front speakers x 2	S	S	
Headlamps	Halogen projector and multi-reflector	S	S		Rear speakers x 2	S	S	
Rear combination lamps	LED with light guides	S	S		Front tweeters x 2	S	S	
Front fog lamps		S	S		Touch panel audio + bluetooth *	S	S	
Green-tinted windows		S	S	INTERIOR		S	S	
Rear window demister		S	S	Cabin lights	Front cabin light (3-position)	S	S	
Wipers	Front: 2 speeds (low, high) + intermittent + washer	S	S		Centre cabin light (3-position)	S	S	
	Rear: 1 speed + washer	S	S	Sunvisors	Driver's and passenger's sides	S	S	
Outside door mirrors	Body coloured	S	S		With vanity mirror (passenger's side)	S	S	
	Electrical adjust	S	S	Assist grips	Passenger's side	S	S	
	Electric fold	S	S		2nd-row x 2	S	S	
	With built-in turn signal lamp	S	S	Cup holders	Front x 2	S	S	
Day/night rearview mirror	Manual dimming	S	S		Ventilated cup holders	S	S	
STEERING AND INSTRUMENT PANEL				Bottle holders	Front x 2	S	S	
3-spoke steering wheel	Leather covered	S	S		2nd-row x 2	S	S	
	With audio controls	S	S		3rd-row x 2	S	S	
	With hands-free phone control	S	S	Shift knob	Brown with chrome accent	S	-	
	Tilt-adjust	S	S		Brown with satin chrome	-	S	
Power Steering		S	S	Parking brake release button	Chrome	S	S	
Tachometer		S	S	USB port and AUX input	Centre console	S	S	
Light-off and key reminder		S	S	12V accessory pocket	Instrument panel x 1	S	S	
Driver's & Passenger's seatbelt reminder	Lamp & alarm	S	S		2nd-row x 1	S	S	
Door ajar reminder		S	S	Foot rest	Driver's side	-	S	
Low fuel warning		S	S	Remote fuel lid opener		S	S	
Instrument panel ornament	Wooden pattern	S	S	Inside door handles	Chrome	S	S	
SAFETY, SECURITY AND ENVIRONMENTAL COMPATIBILITY		S	S	SEATS		S	S	
SRS front dual bags		S	S	Front seats	Seat height adjuster (driver's side)	S	S	
Seatbelts	Front: 3-point ELR seatbelts with pretensioners and force limiters	S	S		Slide and recline function (both sides)	S	S	
	2nd-row: 3-point ELR seatbelts x 3	S	S		Head restraint x 2 (separate type)	S	S	
	3rd-row: 3-point ELR seatbelts x 2	S	S		Seatback pocket (driver's side)	S	S	
ISOFIX child seat anchorages	x 2	S	S		Seatback pocket (passenger's side)	S	S	
Child seat tether anchorages	x 2	S	S	2nd-row seats	Head restraint x 2 (separate type)	S	S	
Childproof rear door locks		S	S		Slide and recline function	S	S	
Side impact door beams		S	S		60:40-split single-folding	S	S	
ABS with EBD function		S	S	3rd-row seats	Head restraint x 2 (separate type)	S	S	
ESP**		S	S		50:50-split down-folding	S	S	
Hill hold control		-	S	Seat upholstery material	Fabric for GL and GLX	S	S	
AT shift lock / key interlock		-	S	LUGGAGE AREA				
High-mount stop lamp	LED	S	S	Luggage board	50-50-split	S	S	



# SPECIFICATIONS

		GLX 5 MT	GLX 4AT				GLX 5 MT	GLX 4AT
ENGINE				TRANSMISSIONS				
Type		K15B		Gear Ratio		1st	3.909	2.875
Cylinder		4				2nd	2.043	1.568
Number of Valves		16				3rd	1.407	1.000
Piston Displacement	cm3	1,462				4th	1.065	0.697
Bore x Stroke	mm	74.0 X 86.0				5th	0.769	-
Compression Ratio		10.5				6th	-	-
Maximum Output	kW/rpm	77/6,000				Reverse	3.250	2.300
Maximum Torque	N-m/rpm	138/4,400		Final Gear Ratio		4.353	4.375	
Fuel System		Multipoint injection		CHASSIS				
DIMENSIONS				Steering			Rack & Pinion	
Overall Length	mm	4,395		Suspension		Front	MacPherson strut with coil spring	
Overall Width	mm	1,735				Rear	Torsion beam with coil spring	
Overall Height	mm	1,690		Brakes		Front	Ventilated disc	
Wheelbase	mm	2,740				Rear	Drum, leading and trailing	
Front Tread	mm	1,510		CAPACITIES				
Rear Tread	mm	1,520		Fuel Tank Capacity		litres	45	
Ground Clearance	mm	180		Luggage Capacity	Max Volume*	litres	803	
Minimum Turning Radius	m	5.2			3rd-row seatback folded	litres	550	
WEIGHT					3rd-row seatback raised	litres	153	
Kerb Weight	kg	1,095 - 1,120		WHEELS				
Gross Vehicle Weight	kg	1,695 - 1,710		Tyres		Front / Rear	185/65R15	

## Colours

GLORIOUS BROWN PEARL  
(ZZA)

**NEW**



MAGMA GRAY METALLIC  
(ZYZ)

**NEW**



SNOW WHITE PEARL  
(ZQZ)



BURGUNDY RED PEARL  
(ZLL)



RADIANT RED PEARL  
(ZKB)



SILKY SILVER METALLIC  
(Z2S)



COOL BLACK PEARL METALLIC  
(ZBD)



#### BERIBI

Lot No. 30, Beribi Industrial Complex II  
Jalan Gadong BE1118, Brunei Darussalam  
Tel +673 245 3162/3 Fax +673 245 3161

#### GADONG BRANCH

Lot 20735, Spg 137, Km 4,  
Jalan Gadong, Brunei Darussalam  
Tel +673 2421298 / 2421268

#### KUALA BELAIT BRANCH

Lot 8989, Units 1-4, Block A, Jalan Pandan 7,  
Kg Pandan KA1931 Kuala Belait, Brunei Darussalam  
Tel +673 333 4284 Fax +673 333 4286



Suzuki\_Brunei



Suzuki Brunei