

BALENO



 **SUZUKI**



Everyday exceptional

The Baleno is the ultimate everyday car. Cool and sophisticated, stylish and fun, the Baleno turns everyday driving into an exceptional experience. With more space and smart features, it's the versatile hatchback for your active lifestyle.



Unmatched style

Inside, the flowing lines of the Baleno convey a sense of sophistication and movement with a strikingly simple dash. Controls are well-placed with information and entertainment at your fingertips. Space and light are optimised perfectly for an extremely roomy cabin with excellent visibility. Innovative design and advanced technologies combine gracefully to ensure you enjoy an exceptionally comfortable drive.



ENGINE PERFORMANCE AND ECONOMY DISPLAYS

The Baleno RS features an advanced multi-functional display that intuitively conveys a range of information such as running performance, economy and engine output.



CRUISE CONTROL AND SPEED LIMITER

On long trips, cruise control adds to your comfort by maintaining a consistent speed. The speed limiter can help you save fuel, drive safely within the limit, and avoid unexpected tickets.



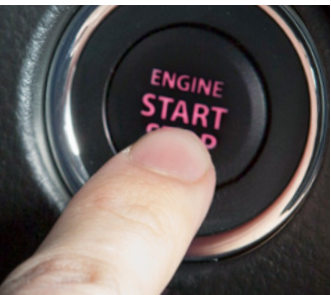
BLUETOOTH AND USB

Bluetooth® lets you connect wirelessly to your music and contacts on your smartphone. You can answer calls while you're travelling or change tracks without taking your hands off the wheel.




CLIMATE AIR CONDITIONING

The automatic digital air conditioner in the Baleno RS features a unique round dial with a high contrast LCD display for simple comfort adjustment.



KEYLESS ENTRY AND START

Unlock the Baleno RS by pressing a button on the door handle, and start the car while the key remains safely in your pocket.



TOUCHSCREEN INFOTAINMENT

The Baleno has a centrally located touchscreen infotainment system featuring voice-activated audio and smartphone integration to make your journey that much easier.



SMARTPHONE CONNECTIVITY

Connect your compatible smartphone via USB to make phone calls, access your music, use satellite navigation apps, send and receive messages, and get directions by voice command or tapping on the display.



Exceptional comfort

With Suzuki's unparalleled small car know-how every centimetre in the Baleno is crafted with your comfort and everyday use in mind. The Baleno's high ceiling makes it a breeze to get in and out and sitting inside, the sense of openness and freedom is inspiring. The interior space is thoughtfully designed with ample space for front and rear passengers to relax and lots of clever little touches around the cabin make every journey enjoyable.



COMFORT BEHIND THE WHEEL

The Baleno's steering column tilts up and down (GLX) and telescopically (RS) for driver comfort.



A PLACE FOR EVERYTHING

Every space in the Baleno has a purpose from the thoughtful compartments for keys and phones to easily accessed drink holders.



SPACIOUS ALL ROUND

The ergonomically designed front seats have been widened for more shoulder room and a wider rear seat means even the longest journeys will be fidget free.



ROOMY BOOT SPACE

You'd be hard-pressed to find a larger luggage area in this class with 355 litres of space for all of your groceries, golf clubs, and odd-shaped items from the garden centre.



Everyday safety

The Baleno is equipped with a comprehensive range of integrated safety features including; dual front, side and curtain SRS airbags, Electronic Stability Programme (ESP®), Suzuki's unique HEARTECT technology, ABS with Electronic Brake Distribution, and Brake Assist. To enhance visibility and safety, the Baleno also includes a reverse camera with guidelines, Guide Me light, LED daytime running lamps, LED rear combination lamps (RS), and fog lamps (RS).



6 SRS AIRBAGS

The Baleno features six airbags for the driver and passenger seats including front, side, and curtain airbags for safety and protection.



LED PROJECTOR HEADLAMPS

The distinctive LED projector headlamps in the Baleno RS are auto light-sensing and have built-in daytime running lamps. The GLX features multi-reflector halogen headlamps with DRLs built into the bumper.

GUIDE ME LIGHTS

The Baleno's guide-me headlamps continue to illuminate the road for a short while after you get out. When the doors are unlocked with the remote control, the headlamps turn on to lead you to and from the vehicle.

SAFETY-ENGINEERED BODY

Baleno's body incorporates Suzuki's state-of-the-art HEARTECT high-rigidity platform for lightness and occupant safety. Crumple zones efficiently absorb and dissipate energy from frontal, side and rear impacts, for maximum safety.



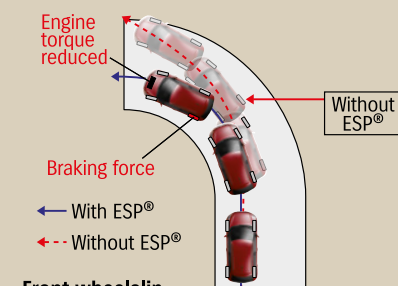
REVERSE CAMERA

Now you can reverse safely without having to twist around in your seat. It makes parking easier and can be a lifesaver when kids or animals are around.



ESP®

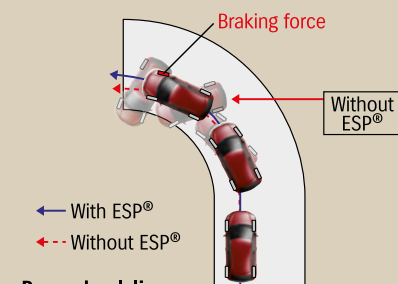
Electronic Stability Programme or ESP® helps you stay in control when you're cornering by counteracting understeer and oversteer. It also improves traction and reduces the possibility of skidding.



Front wheelslip

ABS WITH EBD

Braking force on each wheel is automatically modulated to provide the right amount of pressure and bring the Baleno to a safe, controlled stop. Ventilated front disc brakes provide powerful stopping performance. The RS model complements this with solid rear discs.



Rear wheelslip



Extraordinary economy

The Baleno not only looks classy, it gets you from A to B without spending any more than it needs to. From its lightweight platform to its powerfully efficient engines, every component is designed for maximum efficiency, practicality and safety. The Baleno is smooth, responsive, with superb all-round visibility and manoeuvrability; it quietly does its job so you can enjoy every part of your day.



1.0 BOOSTERJET TURBO

The RS's advanced BoosterJet direct injection turbo petrol engine delivers the power and torque of a much larger engine. Coupled to a 6-stage automatic transmission it delivers amazing fuel efficiency and performance.

Power: 82 kW
Torque: 160 Nm
Fuel: 5.2 L/100 km combined



1.4 VVT

The GLX's VVT engine is optimised for outstanding fuel economy and smooth performance. Matched to a smooth electronic 4-stage automatic or 5-speed manual transmission it delivers willing power when needed.

Power: 68 kW
Torque: 130 Nm
Fuel: 5.1-5.4 L/100 km combined

LIGHTWEIGHT PLATFORM

The Baleno's smooth flowing frame with fewer joints means increased strength and rigidity for improved safety and handling. Significant weight savings in both the frame and components result in the Baleno offering an incredible amount of space along with enhanced performance and outstanding fuel economy.



BALENO

Equipment and Specifications

| INFOTAINMENT | | GLX | RS |
|---|---|-----|----|
| Touchscreen infotainment | | ● | ● |
| Six speaker Tuner/MP3/WMA | | ● | ● |
| Bluetooth® | | ● | ● |
| Smartphone connectivity | | ● | ● |
| USB input | | ● | ● |
| INSTRUMENT PANEL | | | |
| Tachometer | | ● | ● |
| Information display | Digital clock | ● | ● |
| | Outside temperature gauge | ● | ● |
| | Fuel consumption (instant, average and range) | ● | ● |
| | Engine performance screens | - | ● |
| | Gear position indicator (auto) | ● | ● |
| Lights-on and key reminder | | ● | ● |
| Door ajar warning indicator | | ● | ● |
| Seatbelt reminder for all seating positions | | ● | ● |
| INTERIOR | | | |
| Air conditioning | Manual with pollen filter | ● | - |
| | Climate control with pollen filter | - | ● |
| Entry and start | Remote with hazard answer-back | ● | ● |
| | Keyless entry and push-button start | - | ● |
| Steering wheel | Leather covered | ● | ● |
| | Cruise, speed limiter, phone and audio controls | ● | ● |
| | Tilt adjustable | ● | ● |
| | Telescopic adjustable | - | ● |
| | Paddle shifters | - | ● |
| Driver's side seat height adjuster | | ● | ● |
| 60:40 split-folding rear seats | | ● | ● |
| Adjustable head restraints x 5 | | ● | ● |
| Assist grips x 3 | | ● | ● |
| Sun visors | | ● | ● |
| Ticket holder and vanity mirror on both sides | | ● | ● |
| Day/night rearview mirror | | ● | ● |
| Fabric seat upholstery | | ● | ● |
| 3-position cabin lights | | ● | ● |
| Front map lights | | ● | ● |
| Centre console box | | ● | - |
| Centre console box with armrest | | - | ● |
| Front door storage pockets and armrests | | ● | ● |
| Front seatback pocket on passenger's side | | ● | ● |
| Drink holders | 4 front, 3 rear | ● | - |
| | 4 front, 2 rear | - | ● |
| Removable luggage area cover | | ● | ● |
| Luggage area light | | ● | ● |
| 12V accessory sockets x 1 front, 1 rear | | ● | ● |

| EXTERIOR | | GLX | RS |
|--|---|-----|----|
| Styling | Rear upper spoiler | ● | ● |
| | Rear chrome garnish | ● | ● |
| | Chrome door handles | - | ● |
| | Chrome beltline mouldings | - | ● |
| Privacy glass (rear passenger and hatch) | | ● | ● |
| Wheels | 15-inch steel with full covers | ● | - |
| | 15-inch steel with full covers | ● | - |
| | 16-inch polished alloys | - | ● |
| Headlamps | Halogen multi-reflector | ● | - |
| | LED projector | - | ● |
| | Auto light-sensing | ● | ● |
| | Manual levelling | ● | - |
| | Auto levelling | - | ● |
| Daytime running lamps (DRL) | Front bumper | ● | - |
| | Integrated in headlamps | - | ● |
| Front fog lamps | | - | ● |
| Rear LED combination lamps | | - | ● |
| Door mirrors | Electrically adjustable | ● | - |
| | Electrically adjustable with signal lamps | - | ● |
| 2-speed wipers with variable intermittent and washer | | ● | ● |
| Rear wiper with intermittent and washer | | ● | ● |
| Removable rubber aerial | | ● | ● |
| Electromagnetic tailgate opener | | ● | ● |

| SAFETY & SECURITY | | |
|---|---|---|
| 5 year extensive warranty programme | ● | ● |
| 5 year roadside assistance | ● | ● |
| Cruise control | ● | ● |
| Reverse camera | ● | ● |
| Speed limiter | ● | ● |
| Hill hold control (auto) | ● | ● |
| Guide Me light | ● | ● |
| High mounted stop lamp | ● | ● |
| ABS with EBD and Brake assist | ● | ● |
| Electronic Stability Programme (ESP®) | ● | ● |
| Brake override system | ● | ● |
| Shift lock and key interlock (auto) | ● | ● |
| Side impact beams | ● | ● |
| Collapsible steering column | ● | ● |
| Brake and clutch decoupling mechanism | ● | ● |
| Dual front SRS airbags | ● | ● |
| Driver and passenger side SRS airbags | ● | ● |
| Front and rear curtain SRS airbags | ● | ● |
| Height-adjustable front seatbelt anchorages | ● | ● |
| Front ELR seatbelts with pretensioners and force limiters | ● | ● |
| Rear 3-point ELR seatbelts x 3 | ● | ● |
| ISOFIX child seat anchorages x 2 | ● | ● |
| Child seat tether anchorages x 3 | ● | ● |
| Child-proof rear door locks | ● | ● |
| Engine immobiliser | ● | ● |

| DIMENSIONS | | | GLX | RS |
|------------------------|-------|----|-------|-------|
| Overall length | | | 3,995 | |
| Overall width | | | 1,745 | |
| Overall height | | | 1,470 | |
| Wheelbase | | | 2,520 | |
| Tread | Front | mm | 1,530 | 1,520 |
| | Rear | mm | 1,530 | 1,520 |
| Ground clearance | | | 120 | 145 |
| Minimum turning radius | | | 4.9 | |

| WEIGHTS | | | | |
|----------------------|---------|---------|-----------|-----------|
| Curb weight | MT / AT | min. kg | 915 / 935 | - / 1,005 |
| Gross vehicle weight | | kg | 1,405 | 1,430 |

| ENGINE | | | | |
|------------------------------|--|-------------|----------------------|---------------------|
| Type | | | K14B with VVT | K10C-DITC |
| Number of cylinders / valves | | | 4 / 16 | 3 / 12 |
| Piston displacement | | cm3 | 1,373 | 998 |
| Bore x stroke | | mm | 73.0 x 82.0 | 73.0 x 79.5 |
| Compression ratio | | | 11.0:1 | 10.0:1 |
| Maximum output | | kW | 68@6,000 rpm | 82@5,500 rpm |
| Maximum torque | | Nm | 130@4,000 rpm | 160@1,500-4,000 rpm |
| Fuel distribution | | | Multipoint injection | Direct injection |
| Fuel type | | | 91-98RON | 95-98RON |
| Fuel consumption* | | Combined MT | L/100 km | 5.1 |
| | | Combined AT | L/100 km | 5.4 |
| CO2 emissions | | MT / AT | g/km | 118 / 126 |
| | | | | - / 121 |

| TRANSMISSION | | | |
|--------------|-----------|---------|---------|
| Type | Manual | 5-speed | - |
| | Automatic | 4-stage | 6-stage |

| CHASSIS | | | |
|------------|-------|---|-----------|
| Steering | | Electric power assisted rack and pinion | |
| Brakes | Front | Ventilated disc | |
| | Rear | Drum | Disc |
| Suspension | Front | MacPherson strut and coil spring | |
| | Rear | Torsion beam and coil spring | |
| Tyres | | 175/65R15 | 185/55R16 |

| CAPACITY | | | |
|--------------------|-------------------|--------|-----|
| Seating capacity | Persons | 5 | |
| Luggage capacity | Rear seats folded | Litres | 756 |
| (VDA Method) | Rear seats raised | Litres | 355 |
| Fuel tank capacity | Litres | 37 | |

6 AIR BAGS

CRUISE

REVERSE CAMERA

ABS
With EBD and
brake assist

ESP®
Electronic Stability
Programme

HEARTECT
CHASSIS

SMART PHONE
CONNECTIVITY

HANDS FREE
CALLING

CO2
118-126
grams per kilometre

ECON
5.1-5.4
L/100km combined

ESP® is a registered trademark of Daimler AG. Bluetooth® is a registered trademark of Bluetooth SIG, Inc.



SUZUKI NEW ZEALAND LIMITED 1 HEADS ROAD, WANGANUI. WWW.SUZUKI.CO.NZ

Standard and optional equipment available may vary from time to time. Some international models illustrated – please enquire at your Suzuki dealer for exact specifications. Suzuki New Zealand Ltd reserves the right to change, without notice, prices, colours, materials, equipment, specifications and models, and also to discontinue models. *ADR 81/02 results for combined cycle. Fuel consumption will vary due to factors such as vehicle condition, driving style and traffic conditions.



ENJOY SUZUKI

When you buy a Suzuki, you're not just buying a car, you're joining the Suzuki family. We make some of the world's favourite compact vehicles and take great pride in the level of service and support we offer our customers. Our New Zealand dealer network is second to none and we've won more independent customer satisfaction awards than any other manufacturer.

BIG ON SMALL CARS AND SUVs

Today, as the world becomes increasingly motorised, the mantra of 'smaller, fewer, lighter, cleaner' takes on even more importance. With Suzuki's small car expertise we're leading the way with a range of small cars and SUVs designed for modern lifestyles. Featuring next-generation technology, our highly fuel-efficient compact vehicles are purpose-built for minimum environmental impact and maximum enjoyment. In New Zealand, Suzuki's new vehicle fleet is the cleanest of any mainstream brand. (2020 result for top 10 vehicle manufacturers.)



SUPPORTING OUR COMMUNITY

We support those things Kiwis care about; the organisations and worthy causes making a difference to New Zealand lives. Suzuki is honoured to get behind these passionate people and fun events which make a difference in our community.

WHĀNAU ĀWHINA PLUNKET

Whānau Āwhina Plunket is Aotearoa's largest support service for the health and wellbeing of tamariki under-five and their whānau. They see around 85% of all newborn babies and provide free health and development checks, a 24/7 parenting helpline, and a range of local services. Support staff and nurses use a combination of Swift Hybrid and S-Cross vehicles for home visits and other business.

LEUKAEMIA & BLOOD CANCER NZ

With a vision to cure and a mission to care, this amazing organisation works tirelessly helping everyday Kiwis come to terms with leukaemia, lymphoma, myeloma and related blood conditions. Last year, the frontline support services team covered more than 50,000 kilometres in their brightly coloured Suzuki Balenos and Swifts; providing patients, their family and friends with emotional and practical support.

AA DRIVING SCHOOL

With over 1.5 million members the AA is New Zealand's largest automobile club. Their driving school is one of the most respected in the country and includes programmes for drivers of all levels. Thousands of kiwis have learnt to drive or improved their skills in the school's fleet of modified dual control Swifts. Swift's 5-star safety, agility and easy handling make it the perfect choice for learners.

MAKING DRIVERS SAFER

To help make our roads safer for everyone, Fleetcoach has developed a virtual driver training programme for employers to identify, train and upskill their staff. State-of-the-art interactive videos put drivers behind the wheel of a Suzuki, allowing them to identify driving hazards and improve their road safety skills online.



REAL VALUE

Real Value isn't just about sharp pricing, it's about worry-free enjoyment of your new Suzuki and protecting its on-going value.

5 YEAR WARRANTY PACKAGE

A comprehensive 3 year/100,000 km new vehicle warranty. This covers your entire vehicle for the most important part of its lifecycle and includes a 2 year powertrain warranty extension for a total of 5 years worry-free motoring.

5 YEAR SUZUKI ASSIST

This is one of New Zealand's most comprehensive roadside assistance programmes. It has you covered all day, every day for 5 years from when you first buy your Suzuki – no matter how many kilometres you travel.



[suzuki.co.nz](https://www.suzuki.co.nz)



VIEW CURRENT OFFERS