

164










Alfa Romeo has created a new sports saloon with a vivid, dynamic character, exhilarating yet controllable performance and distinctive elegant style. Alfa Romeo's new creation is the 164. A sports saloon by definition, it is at the top of the Alfa Romeo range for performance, technology, safety, comfort and equipment. Pininfarina, who is responsible for its design, has created an image that is unmistakable. Engine and mechanical assemblies embody advanced technology which,

coupled with Alfa Romeo's renowned roadholding qualities and active safety measures, give the 164 instant response, with impeccable road behaviour.

For spaciousness, comfort, elegance and quality, the 164 has few peers.

Every detail has received careful attention so as to satisfy each specific requirement.

When Alfa Romeo designed the 164, every aspect was considered to enable you to rediscover your own automotive lifestyle - as unique and original as the 164 itself.







Style and sophistication

The 164 is a car with definite character, and with an individual yet elegant style to match.

The 164 is the product of a perfect union between the advanced engineering of Alfa Romeo's development engineers and the unmistakable design of Pininfarina.

The result is a saloon with aggressive style, exhilarating performance, and sumptuous comfort.

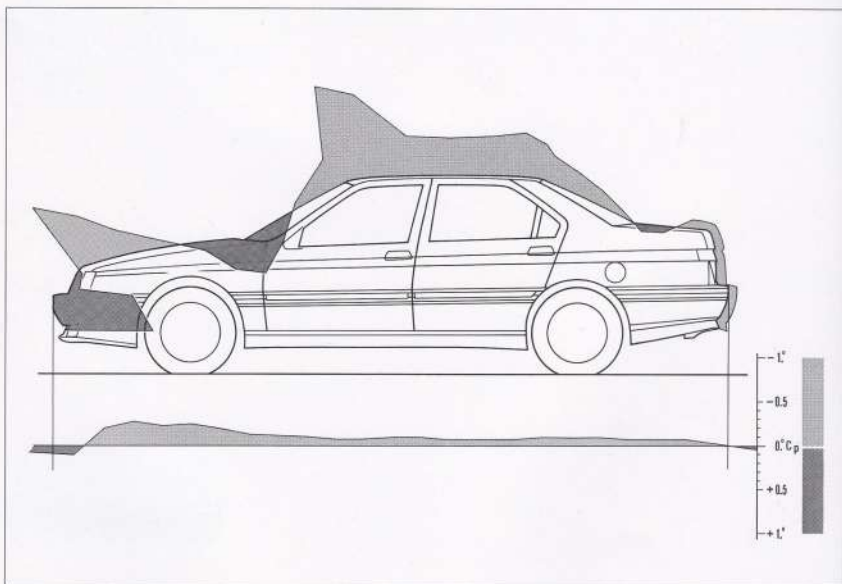
Every detail is the result of careful research in order to give an unmatched level of style, aerodynamic efficiency, safety and comfort.

Aerodynamic research for the 164 body: pressure distribution diagram.

Low in profile, as a sports car should be (55.1 in maximum unladen height, 4.7 in minimum ground clearance), the 164's dynamic style is emphasized by sports wheels fitted with low profile tyres.

At the front, the Alfa Romeo grille identifies the whole car and, from the side, the profile is emphasized by the recessed strip that runs along the entire length of the bodywork.

The 164's aerodynamically clean shape has been achieved by flush fitting door handles, integral spoilers in the bumpers, and the optimum inclination of the door pillars. The result of this advanced streamlining.



which was perfected in a wind tunnel, is a remarkably low CX value of 0.305.

This aerodynamic triumph also makes for greater driving comfort and a reduction of ambient noise levels. For added comfort, road noise has been all but eliminated from the passenger compartment, giving conversation or music pride of place. Various factors contribute to this highly effective soundproofing.

The hydraulic engine mounts, flexible gear lever suspension, insulating covers at the top of the shock absorbers and the hydraulically operated clutch are all devices that eliminate vibration and suppress normal gear noise. In addition there is the precise aerodynamic design of the exterior, which prevents any possible penetration of air, coupled with perfectly fitting doors, bonnet and boot lid, and the wealth of sealing devices. Carpets, foam and soundproofing materials surround the passenger compartment and insulate it from the mechanical assemblies. The absolute precision in fitting the internal parts of the passenger compartment (such as the dashboard) obviates any creaking. In this way, when you are at the wheel of the 164, little can disturb you, and you can fully appreciate the joy of driving.



All the external parts (from the door handles to the rear view mirror) are designed to assist aerodynamic penetration.



164





Power and performance



The 3.0 V6 engine

A sports saloon must satisfy every requirement, not least where performance is concerned. The 164 engine, the 3.0 V6, is an example of advanced technology, combining the highest performance with the most advanced production techniques. This engine is distinctly sporty in character, with high torque output at low engine speeds so as to give instant re-

sponse, smoothness and flexibility. Coupled to the five-speed Alfa Romeo gearbox, with its ideally spaced ratios, this engine offers the driver sparkling performance and all the rewards of driving a real sports saloon. On the 164 the engine is mounted transversely at the front. This arrangement, which was designed to exploit the width of the bonnet more logically, leaves more space for the passenger compartment in relation to the total length of the vehicle.

Every engine is built off the assembly line on a mounting subframe, together with the gearbox, front suspension and auxiliary units.

All the assembly operations are thus completed conveniently and with the maximum care, since every part is perfectly accessible to workers, tools and robots. After careful inspection, the power unit assembly with its subframe is mounted in the body shell.

3.0 V6: six-cylinder power

With a total capacity of 2959 cc, this normally-aspirated engine has its six cylinders arranged in a 60°V. This design reduces the transverse space requirement, giving a more compact power unit, which is ideal both for the car's line and its aerodynamics. Being shorter, the crankshaft handles the highest stresses, making the engine particularly suitable for sports use.

The 60°V layout is the design that obtains the best balance for the moving parts of the engine and the forces acting on them: ignition in the six cylinders follow one another at regular, uniform intervals. The result is that the engine has that typical Alfa Romeo "roundness", and is quieter and more reliable.


Absence of vibration, silent regular running, greater strength and less wear for all the moving parts – these are some of the many advantages. The achievement of these results is greatly helped by the double counterbalancing – the crankshaft remains perfectly balanced because, in addition to its own counterbalancing, there is also auxiliary counter-

balancing of the pulley and fly wheel. The crankcase and cylinder head are made entirely of light aluminium and silicon alloy, so as to give better heat dispersal and appreciably lower weight. The very high power output (192 bhp DIN) is developed progressively, and can be fully utilized thanks to the smooth-running refinement. Fuel injection and ignition are controlled by the Motronic system, one of the most modern type of electronic engine management systems. A microcomputer constantly calculates and adjusts the fuel flow, advance, ignition and phasing, thus optimising output in terms both of performance and consumption.

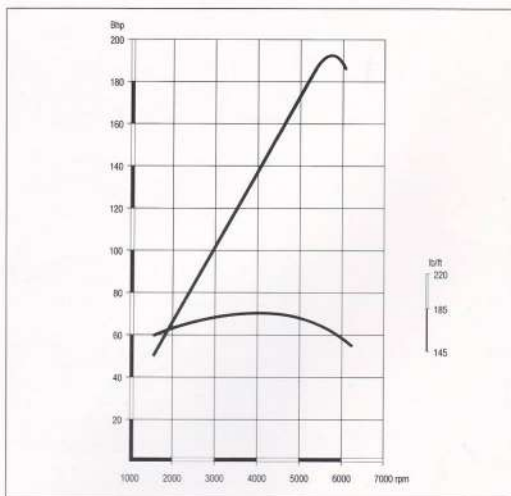
This is also helped by the electronic cut-off circuit, which cuts off the fuel supply to all of the cylinders when the driver takes his foot off the accelerator and applies the brakes. In addition to lower fuel consumption this also means quicker engine braking, with the joint advantages of greater safety and reduced wear on the brakes.

To complete the entire system, the 164 is equipped with an automatic starter circuit, which guarantees cold starting under any conditions. Performance is outstanding - over 143 mph - and torque output is exceptional with 173 lb ft available at only 2,000 rpm, and a maximum of 181 lb ft. The time for 0-60 mph acceleration is only 7.5 seconds.

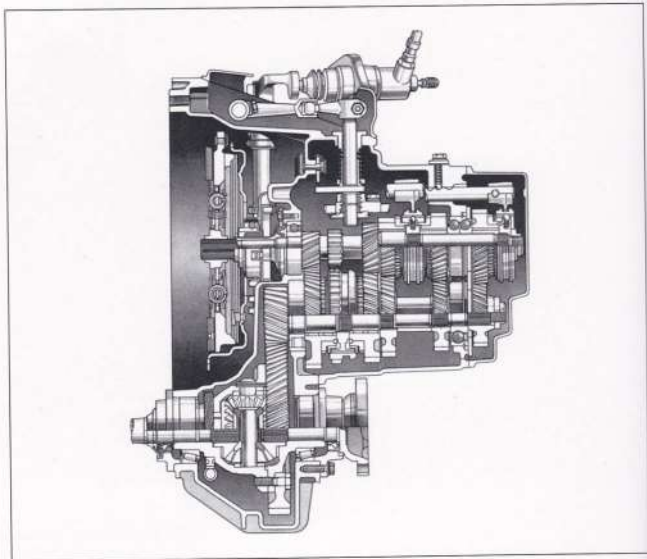
These are figures that reflect the ability to pass smoothly from easy, relaxed driving, to the sudden aggressive acceleration of a sports thoroughbred.



Exploded view of the 3.0 V6 engine



164 3.0 V6 Power & Torque Curve.



View of the clutch/gearbox/differential assembly

Automatic

An all new ZF four-speed automatic gearbox, specifically designed for the Alfa Romeo 164 is available as an option. (Available early 1989).

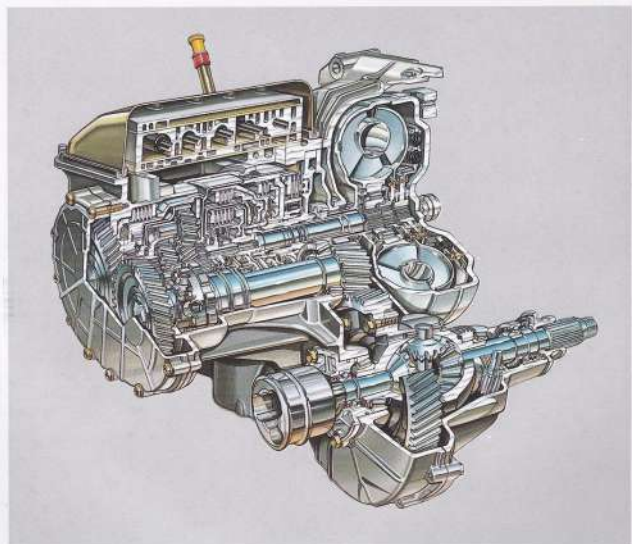
This new gearbox is a high efficiency transmission, design matched to the exceptional torque characteristics of the 3.0 V6 engine, fully harnessing the superb qualities of the 164 as a drivers car, and requiring no separate "sport" mode..

In first, second and reverse gears, all the engines power is transmitted through a torque converter, while in

third and fourth gears, power is transmitted directly with a consequent increase in efficiency.


First, second and third gear can be selected both automatically and manually, to offer the option of a particularly sporting response.

In fourth gear the 164 3.0 V6 will achieve it's maximum speed of over 140 mph, while at more normal cruising speeds the gearbox will automatically minimize engine revolutions giving reduced fuel consumption and even greater refinement.



The ZF automatic gearbox with torque convertor







Luxury accommodation

The interior of the 164 was designed with the driver's and passengers' ergonomics and comfort in mind.

The designers studied the occupants' movements and the positions in which they felt most at their ease, creating a spacious, extremely comfortable passenger compartment.

The boot, with a capacity of 17.8 cu ft., can take all the luggage required for long journeys.

In the 164 the generous internal dimensions can also be varied with a range of adjustments that would be difficult to match.

The driving seat has 10 possible adjustments including: seat, backrest and headrest, and along with a fully adjustable steering wheel and seatbelt height adjustment, the driver can always find a completely comfortable position. On the 3.0 V6, electrically adjustable front seats are standard, with electric adjustment



for the rear seat standard on the 3.0 V6 Lusso. In addition to providing the most comfortable driving position, the 164 offers comprehensive instrumentation which, thanks to its logical arrangement, provides easily assimilated information.

In the panel in front of the driver, all the instruments are rationally arranged, including an electronic speedometer, odometer and trip-recorder, electronic tachometer, fuel gauge, oil pressure gauge, radiator

water temperature gauge, volt meter and digital clock.

The most important and most frequently used controls are positioned on stalks either side of the steering column, and can be easily operated without removing one's hands from the steering wheel.

The other control buttons are arranged logically on the central console and include the controls for the electrically operated front and rear windows, central door locking,



boot lid lock and fuel filler cap lock, electrical adjustment of the external rearview mirrors, heated rear window, and the electrically operated sunroof (when fitted).



A set of 23 pilot and warning lights monitor the car and all its essential functions.

Those that indicate defects or those affecting safety are monitored by the Alfa Romeo Control, which is an electronic autodiagnostic system.

Visibility in the 164 is excellent, helped by the accentuated slope of the windscreen, the adjustable rear-

view mirror and the blue tinted anti-dazzle glazing, and the rear window sun blinds.

Two-speed windscreen wipers and the heated rear window ensure good visibility under any weather conditions.

Moreover, weather extremes are never a problem where the 164 is concerned. A heating and cooling

system with 10 vents distributes warm or cold air throughout the passenger compartment, and is effective even for the rear-seat passengers.

In addition, the 3.0 V6 Lusso is equipped with an air-conditioner which automatically controls air temperature and distribution. An adjustable control system stores the air temperature, air speed and distribution settings in its memory so that, when the driver stops the car and then starts again, the previous conditions are repeated automatically without having to reset them.

Designed with the owner's needs in mind, the 164 is well-equipped with useful oddment space such as the large pockets on the doors and on the backs of the front seats, the illuminated lockable glove box in the dashboard, and the trays in the centre console which come equipped with a coin holder. An underdoor light comes on when the door is opened and lights up the road, to make entering and getting out of the car easier



The automatic air-conditioning controls (standard on the 3.0 V6 Lusso, optional on the other version) are arranged logically on the central plinth.

in badly lit areas. The 164 comes ready-equipped with a top-quality hi-fi stereo system, including CD player on the 3.0 V6 Lusso.

Awkward loads, such as skis, can easily be accommodated thanks to a 'through load' facility between the boot and rear passenger compartment. A special cover is also provided to keep valuable luggage hidden from sight. (Not Lusso).


To complete the package, the interior trim is of a very high standard: the seats are covered with velour with a herringbone pattern in the middle and plain sides. Leather upholstery is an option.

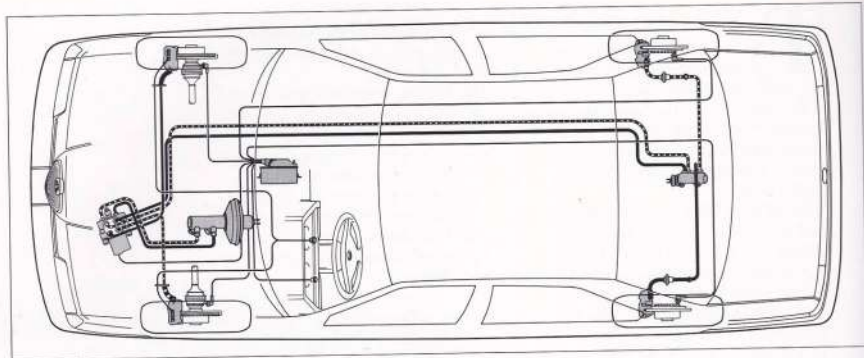
The quality, colours, trim and general finish reflect, once again, the style and elegance of this really unique car.

On all versions there is a comprehensive set of instruments (in the photo, the instrument panel).









*The anti-skid
ABS braking system*

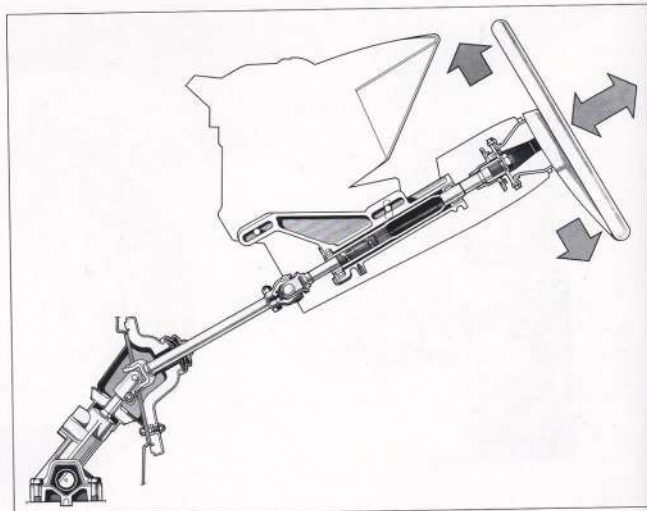
In addition, for all V6 versions, the Bosch ABS system is fitted as standard, and makes the car perfectly controllable even under very critical braking conditions. The system is permanently activated, but comes automatically into operation only in an emergency.

The car's excellent behaviour, due to

its outstanding aerodynamic design, means that the vehicle hugs the road and does not suffer from the effects of turbulence.

With the 164, the pleasure of sparkling performance is also emphasized by the completely ergonomic design of the driving position.

Fully relaxed, the driver is in full



*The deformable structure
steering column*

control and ready to face any eventuality.

In addition to this preventive safety, there are the protective safety measures, which include the controlled deformable body shell, the use of high strength steel plate, and the protected passenger compartment (if a collision occurs, the steering column collapses at predetermined points, and the dashboard has no dangerous projections).

With the 164, in addition to its safety on the road, there is the certainty of the car's durability, its reliability and the strength of all its components. It is the guarantee of quality that starts with the car's design.

Good running, durability, consistency and the dependable, untemperamental reliability of the car and its components - these were the prime objectives which the 164's designers set out to achieve.

Computers decided which parts to construct of high-strength steel, which is light and flexible, and more resistant to minor blows.

The protective strip along the body-side, and the impact-absorbing bumpers, are made of RIM polyurethane, a high-quality material which remains flexible and constant at any temperature.

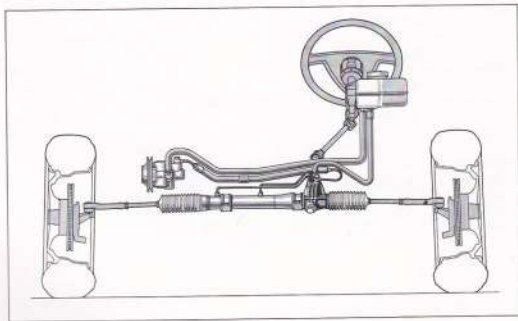
A decisive contribution to the quality of the 164 was made by the adoption of the system of pre-assembly "islands" off the assembly line for all the major components (mechanical assemblies, doors and dashboard).

This production process, allied to the use of high technology robots and automation, means that every operation can be carried out with the maximum precision, and accurate checks made before final assembly. Every care is devoted to the protection of the bodyshell and bodywork against rust: the paint is applied by total immersion and medium-thickness cathaphoresis. In addition to the two coats of paint, all vehicles receive a transparent coating. In the 164 the pleasure of owning an elegant, comfortable saloon is enhanced by the quality and durability of the

materials.

Designed to last, the 164 offers all the advantages of a great saloon, with a style all of its own.

Power assisted steering layout.



Technical information and specifications.

TECHNICAL SPECIFICATION		3.0 V6	3.0 V6 LUSSO
N° of cylinders		6 in 60° V layout	6 in 60° V layout
Engine capacity	cc	2959	2959
Max. power	DIN bhp/rpm	192/5600	192/5600
Max. power (automatic transmission version)	DIN bhp/rpm	185/5600	185/5600
Torque at 2000 rpm	lb/ft	173	173
Torque at 3000 rpm	lb/ft	181	181
Torque at 4000 rpm	lb/ft	181	181
Ignition		electronic digital	electronic digital
Fuel feed		Motronic electronic injection	Motronic electronic injection
Gearbox (Four speed automatic transmission will be available during 1989)		5 gears + reverse	5 gears + reverse
Brakes (ABS Standard)	Front	self-ventilating disc	self-ventilating disc
	Rear	disc	disc
Steering		Hydraulically assisted power steering	Hydraulically assisted power steering
Wheel rims		6 J 15 Steel	6 J 15 Alloy
Tyres		195/60 VR 15	205/55 VR 15
Kerbweight DIN	lb/kg	2867/1300	2867/1300
Max. towing limit	lb/kg	3087/1400	3087/1400
Boot capacity	cu. ft.	17.8	17.8
Max. speed	mph	over 143	over 143
Max. speed (automatic transmission version)	mph	over 140	over 140
0-60 mph	secs.	7.5	7.5
Consumption	m.p.g. (litres/100 km)		
-56 mph/90 kph		39.2 (7.2)	39.2 (7.2)
-75 mph/120 kph		31.0 (9.1)	31.0 (9.1)
-urban cycle		22.1 (12.8)	22.1 (12.8)
Fuel tank capacity	Gallons	15.5 (1.9 reserve)	15.5 (1.9 reserve)
	Litres	70 (9 reserve)	70 (9 reserve)
Wheelbase	in/mm	105/2660	105/2660
Front track	in/mm	60/1515	60/1515
Rear track	in/mm	59/1488	59/1488
Maximum length	in/mm	179/4555	179/4555
Maximum width	in/mm	69/1760	69/1760
Height unladen	in/mm	55/1400	55/1400

FITTINGS & EQUIPMENT	3.0 V6	3.0 V6 LUSO
Impact absorbing bumpers	•	•
Tinted windows	•	•
Heat insulating glass	—	•
Tinted shadeband	•	•
Petrol filler cap with internal release	•	•
Aerodynamic wheel covers	•	—
Light alloy wheels	O	•
Rear sun blinds	—	•
Boot with internal and external opening devices	•	•
Automatic boot light	•	•
Space for skis with cover	•	—
Three keys	•	•
Central door locking	•	•
Two electrically controlled heated door mirrors	•	•
Illuminated lockable glove box	•	•
Illuminated ashtrays front and rear	•	•
Blaupunkt London Stereo radio cassette player	•	—
Pioneer DEH-66 Stereo radio with compact disc player	—*	•
Pioneer KEX-M700 Stereo radio cassette player	—*	NCO*
6 loudspeakers and electrically operated aerial	•	•
Electrically adjustable front seats	•	•
Central front armrest	•	•
Electrically adjustable separate rear seats	—	•
Adjustable front head restraints	•	•
Rear headrests incorporated in seat back	•	•
Leather interior	O	O
Height adjustable front inertia reel safety belts	•	•
Door mounted kerb lamp	•	•
Illuminated fusebox	•	•
Front roof light and 2 adjustable map reading lights	•	•
2 roof lights and 2 map reading lights, at rear	•	•

*See the Alfa Romeo 164 Performance Accessory Catalogue for details of the boot-mounted Pioneer CDX-M100 Centrate multiply CD player, available for use with the KEX-M700 stereo radio cassette player.

FITTINGS & EQUIPMENT	3.0 V6	3.0 V6 LUSSO
4-7 second delay light switch	•	•
Steering wheel adjustable for reach and rake	•	•
4-speed electric fan	•	•
Automatic climate control	O	•
Windscreen wiper with 2 speeds and intermittent	•	•
Electric 4-jet windscreen washer	•	•
Variable panel lighting	•	•
Electrically operated front windows	•	•
Electrically operated rear windows	•	•
Electronic speedometer	•	•
Electronic rev counter	•	•
Volt meter	•	•
Oil pressure gauge	•	•
Water temperature gauge	•	•
Fuel gauge	•	•
Mileometer and trip counter	•	•
Digital clock	•	•
Alfa Romeo Control (electronic autodiagnosics)	•	•
Bosch 'ABS' anti lock brakes	•	•
Electrically operated sliding/tilting sun roof	O	•
Metallic paint	•	•

• = Standard O = Optional - = not available NCO = Optional at no extra cost

Exterior colours		Interior finish	Codes for interior finish	
Colour code	Description		GRK = Grey herringbone pattern velvet	BLK = Blue herringbone pattern velvet
ROAL	Alfa red	GRK/GRC	VRK = Green herringbone pattern velvet	GRC = Grey leather
NEPA	Black	VRK/GRC		
BOMT	Metallic dark blue	BLK/GRC		
GPMT	Metallic silver	VRK/GRC		
GOMT	Metallic pewter	BLK/GRC		

Dealer's stamp

Three year's unlimited mileage mechanical warranty plus six years anti corrosion warranty.*

Products offered for sale may differ from those described or illustrated in this brochure due to later production changes in specifications components or place of manufacture. The contents of this brochure are therefore not to be treated as representations as to the availability of products as described, or as to products actually offered for sale. Alfa Romeo (GB) Ltd reserves the right to make changes at any time, without notice in prices, colours, materials, equipment, specifications and models and also to discontinue models.

Alfa Romeo (Great Britain) Ltd., Paulin Close, Dover, Kent CT17 0HP. Tel: 0304 212500
Telex: 96479 - Printed in Italy - Ediz. Inglese - GB 8810-394.

*Subject to stated conditions.

Alfa Romeo 

