

WANDERER CARS

Products of



AUTO UNION CARS

Models and Prices

WANDERER—

2-DOOR SALOON £339

4-DOOR SALOON £339

Colour Schemes :—Black, Maroon, Olive Green,
Dark Grey, Dark Blue or Beige.

CABRIOLET £399

Colour Schemes :—Beige, Green, Dark Green,
Light Grey, Black and Dark Blue.

Auto Union (Sales) Ltd.

151-153 GREAT PORTLAND ST.

LONDON, W.1

LANGHAM 3939




W A N D E R E R · W 24


TWENTY-FIVE YEARS OF EXPERIENCE in the construction of high grade cars and the determination to provide the utmost satisfaction in regard to quality and appearance have been united by the Auto Union in the creation of their newest model, the 1.8 L WANDERER W 24. The reasonable price and economical performance characterizing this type render it available to a wide circle of buyers, especially as it complies with all exigencies of the modern motorist.

The sturdy four cylinder engine is simple and lucid in design, exceedingly modest in attention and is built for exceptional long life. One of its outstanding features is the surprisingly low gasoline consumption. The very favourable power for weight ratio endows it with a wonderful acceleration and the proverbial hill climbing ability. The magnificent road holding is due to independent springing of front wheels and floating rear axle, and this excellent suspension ensures perfect road comfort and absolutely relaxing travel on any roads.

According to the latest principles, the engine has been placed as far forward as permissible, so that the interior is exceedingly roomy, more spacious in fact than in numerous cars of greater capacity. The WANDERER W 24 is a really comfortable car for long journeys. The progressive note of structure harmonises with the contours of the body designed to appeal to the most cultured taste through its harmonious sweeping lines.

CROSS-SECTION OF A WANDERER LIMOUSINE





TWO DOOR LIMOUSINE


Subdued harmony in line and colour, modern in style, sound in structure like all WANDERER cars and every available space discriminatingly utilised are the outstanding features of this car. The partitioned front compartment, the shell-shaped radiator cowl, and projectors show exceedingly pleasing designs; the fenders and rear end, giving the appearance as if they were cast in one piece, are constructed to the most recent aerodynamic ideals. The interior of the car affords all possible comfort. The two exceptionally wide doors grant easy access to front and rear seats. The full breadth of the car has been made available for the accommodation of the passengers, so that the utmost spaciousness and comfort is ensured. All seats are within the wheel base and are therefore least likely to be affected by shocks. The large luggage accommodation is at the back of the rear seats and is easily accessible from the inside. The spare wheel is mounted on the rear deck and harmonises with the general streamline beauty of the car.



WANDERER W24

Two door Limousine

1.8 Litre 4-5 seater



FOUR DOOR LIMOUSINE

The particularly generous space distribution of this car is emphasised by two doors on each side with separate entrance to the driver's compartment and to the rear seats. Three windows on either side, of course with draft-proof ventilation, admit plenty of light and ensure unobstructed vision for all passengers. The exterior of the car gives evidence of the excellent workmanship in every detail.

The interior furnishings, upholstery materials and fittings of the choicest quality express the best of taste on all types of the WANDERER Model W.24. Adjustable driver's seat, exceptionally wide rear seats, side arm-rests add to travelling comfort. The wind-screen of "non-splitting" glass is provided with double wind-screen wipers. The roller blind at the rear window can be pulled down from the driver's seat.



WANDERER W24

Four door Limousine

1.8 Litre 4—5 seater



FOUR LIGHT CABRIOLET

This is a handsome and surprisingly elegant car which has much to recommend it. It is the ideal open car for those who appreciate the open air and sunshine and is suitable for long journeys and sport.

The aerodynamic streamline is further accentuated by a divided windscreen. The interior is wide and roomy. Four windows ensure good vision in all directions.

The automatic hood can be erected and taken down with a few turns of the hand.

Of the four windows which, of course, may be left raised when the hood is lowered, the front ones are divided and open outwards, thus producing a thorough and draftless ventilation.

This neat Cabriolet can be supplied in several distinctly attractive colour schemes.





WANDERER W24

Four Light Cabriolet

1.8 Litre 4—5 seater

The 1.8L WANDERER Model W 24 is the result of the latest engineering progress supported by a extensive experience such as only the Auto Union has at its disposal. The 4 cylinder engine with a capacity of 1.8 L and a power output of 42 HP. runs remarkably smoothly. The car is capable of 62 miles per hour, and this speed can be maintained at all times. The flexibility and hill climbing ability of this engine in conjunction with the astonishing road holding of the car, permit exceptionally high



average speeds to be attained. The four-speed gearbox affords Synchro-Mesh engagement for 3rd and 4th gear and gives silent and absolutely easy gear shifting. A salient point of this car is its road holding. The suspension works on the principle of floating axle, that is to say the semi elliptic spring mounted diagonally to direction of driving, is placed sufficiently high, so that the dipping longitudinal axis of the car passes approximately through the centre of gravity of the shock



free load which thus ensures a hitherto unknown degree of stability in cornering, besides great safety in driving. The method of "floating axle" (a copyright owned by the Auto Union), has already been applied in practice to many other types of cars of the Auto Union (for inst. WANDERER Compressor).

The front wheels of the car are separately suspended, the welded box section frame is rigid and torsion-proof, so that this 1.8 L WANDERER

really incorporates all the latest ideals of progressive car construction and meets the highest demands of exacting motorists. Even under most trying circumstances, on bad or slippery roads and at full speed the driver enjoys the feeling of perfect safety.

The average cruising speed of the WANDERER Model W 24 is considerably greater than that of the past and approaches figures which have been regarded as record speeds.

ENGINE	
Number of cylinders	4
Action	Four stroke
Bore and stroke	75 mm. x 100 mm.
Cubic capacity	1767 ccm.
Brake HP.	42 HP.
Crankcase—upper part and cylinder block	Grey casting
Cylinder head	Special greycasting (detachable)
Pistons	Aluminium die-cast
Crankshaft	Carried in three bearings
Valves, number per cylinder	2
Arrangement	Vertical
Timing gear	Camshaft
Drive	Chain in front
Ignition	Coil ignition
Firing order	1—3—4—2
Lubrication	Oil pump and oil filter
Oil supervision	Oil pressure gauge
Carburettor	Solex quick—start
Air cleaner	Electron disc filter
Fuel feed	Fuel pump
Cooling system	Water pump, thermostat, ribbed radiator
Cooling water capacity	abt. 1½ gallons

OTHER COMPONENTS	
Clutch	Dry single plate
Gear change	Central ball type lever
Gearbox	Four speed
Gear ratios	I=4.1 II=2.4 III=1.61 IV=1
Transmission	Tubular cardan shaft with universal joints "Faudi"
Driving axle	Banjo axle
Gear ratio of rear axle	1—4.5
CHASSIS	
Frame	Electrically welded full box section frame
Pedal shaft for brake and clutch	Bedded in frame
Wheels	Disc type
Spare wheel	Carried at the rear
Number of spare wheels	1
Size of tyres	5.00—17 Balloon
Suspension	In connection with separate wheel springing in front and raised transverse spring at the rear "floating axle"
Steering	System Ross
Pedal brake	Hydraulic four-wheel brake
Hand brake	Mechanical on rear wheels
Lubrication	Centralised forced feed
Fuel tank capacity	abt. 9 gallons

EQUIPMENT	
INSTRUMENT PANEL	Speedometer in miles Oil pressure gauge and fuel gauge Clock Glove receptacle Ashtray Idling control
ELECTRIC LAY-OUT	Complete lighting and starting installation Dynamo with automatic voltage control Dimmer switch Inspection lamp with cable Indirect facia illumination Dual windscreen wipers Cigar lighter Interior light Trafficator switch and warning light Electric horn Horn ring Theft proof ignition lock
SUPPLEMENTARY ACCESSORIES	Sun visor Driving mirror Side pockets Rear window blind, operated from front seat on the Saloon Vigol jack Large luggage compartment Full width front bumper Bumper quarters at rear Draft-proof ventilation with side glass opening outward

PRINCIPLE DIMENSIONS	
Wheelbase	102 $\frac{1}{4}$ "
Track front	51 $\frac{1}{8}$ "
Track rear	52 $\frac{3}{8}$ "
Width of car	63 $\frac{5}{8}$ "
Overall length	167 $\frac{7}{8}$ " / 166 $\frac{7}{8}$ "
Height	65"
Road clearance (loaded)	7 $\frac{7}{8}$ "
Chassis weight	abt. 1760 lbs.
Weight of Saloon	abt. 2425 lbs.
Admissible maximum load	880 lbs.
Petrol consumption	26—28 m. p. g.
Oil consumption	$\frac{3}{4}$ pt. p. 100 m.
Battery voltage	6 Volt
Battery capacity	77 amp. p. h.
Maximum speed	62 m. p. h.
Turning circle	abt. 6 yards
CLIMBING ABILITY	
1 st gear	39 %
2 nd gear	20 %
3 rd gear	11 %
4 th gear	7 %

