



**BENTLEY**

**THE NEW CONTINENTAL GT AND  
CONTINENTAL GT CONVERTIBLE**



Continental GT Convertible WLTP drive cycle: fuel consumption,  
mpg (l/100km) – Combined 20.2 (14.0). Combined CO<sub>2</sub> – 317 g/km.





Continental GT WLTP drive cycle: fuel consumption, mpg (l/100km) –  
Combined 20.8 (13.6). Combined CO<sub>2</sub> – 308 g/km.





## The future is here.

The new Bentley Continental GT represents the future of grand touring. With its sleek lines carving a sharp new path through the air, it marks the beginning of a new era: one of unrivalled power, exquisite craftsmanship and cutting-edge automotive technology.

The groundbreaking coupé has now been joined by the most finely crafted convertible of our time – a car created for drivers with an understanding of elegance and style.

Stunning in either body style, the new Continental GT redefines what a grand tourer can be.

## The possibilities are endless.

The open road beckons – and whether you choose the coupé or the convertible, the new Continental GT will take you there in unprecedented style. This is a car built for the journeys that memories are made of. Whether it's a chalet high in the mountains or a secluded private beach, you will always arrive calm and relaxed, ready to enjoy whatever lies ahead.

Continental GT Convertible WLTP drive cycle: fuel consumption, mpg (l/100km) – Combined 20.2 (14.0). Combined CO<sub>2</sub> – 317 g/km.



## A tradition of revolution.

When it first emerged, the Continental GT was revolutionary. Building on the glorious reputation established by the classic R-Type Continental, it became a symbol of everything a grand tourer should be, embodying Bentley's unique blend of exquisite style, craftsmanship and exhilaration.

The new Continental GT takes things further still. A new 6.0 litre, twin-turbocharged W12 engine is paired with an eight-speed, dual-clutch transmission system to deliver exhilarating yet efficient performance. And the very latest technology has been integrated throughout the car to transform the driving experience.

Opt for the new Continental GT Convertible and you'll benefit from the same cutting-edge powertrain and in-car technology, as well as a stylish roof you can drop at the touch of a button, at speeds of up to 30 mph (50 km/h).

For true aficionados of grand touring, the world has changed once again.

Left and right: Continental GT Convertible WLTP drive cycle: fuel consumption, mpg (l/100km) – Combined 20.2 (14.0). Combined CO<sub>2</sub> – 317 g/km.

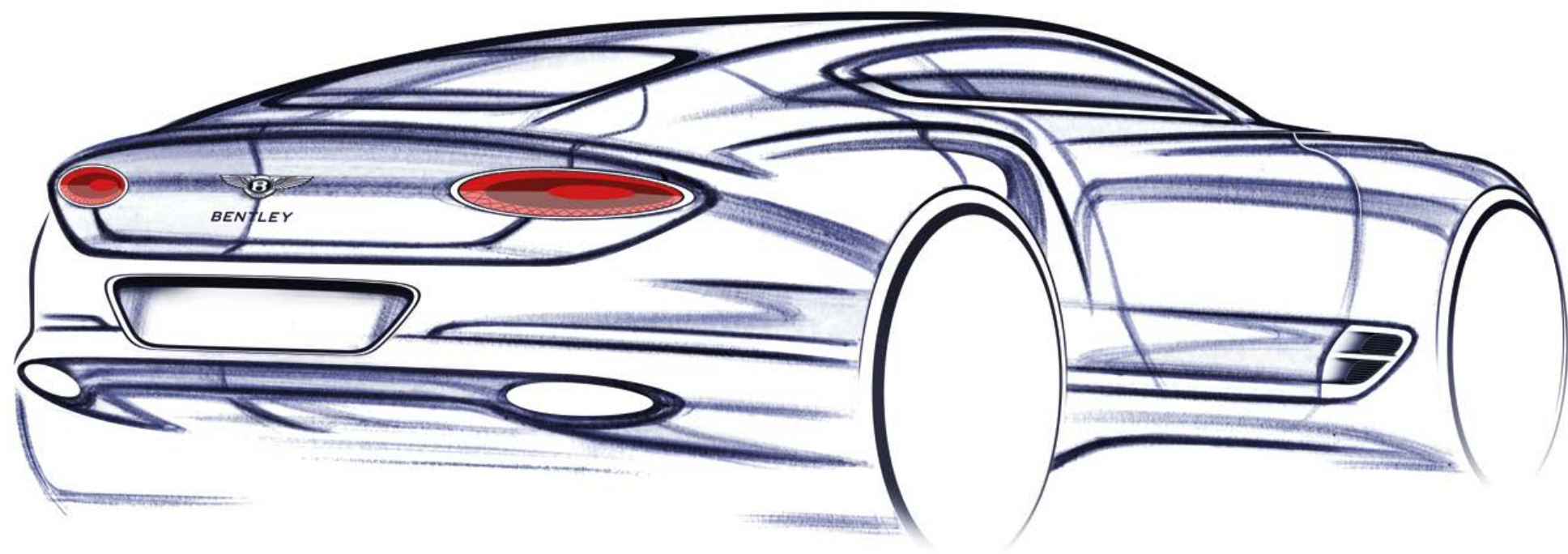






Continental GT WLTP drive cycle: fuel consumption, mpg (l/100km) –  
Combined 20.8 (13.6). Combined CO<sub>2</sub> – 308 g/km.





## A platform for innovation.

In developing the new Continental GT and Continental GT Convertible, Bentley's vision was to completely reassess the grand tourer, taking another step on a journey of continuous improvement.

What has emerged is powerful, luxurious and entirely new – a stunning demonstration of automotive innovation and the renowned engineering standards that characterise today's Bentley range.







## A sculptural approach.

Redesigned from the ground up, the new Continental GT is more than just a new car. Long, low and sharp-edged, it represents the introduction of a dramatic new interpretation of the Bentley design language.

A short front overhang and elongated bonnet complement its classic grand tourer proportions, while a sweeping power line emerges confidently from between the headlamps, evoking a sense of both speed and strength.

Every exterior detail is new, including cut crystal-effect, LED matrix headlamps and tail lamps that resemble illuminated gemstones when lit.

In a stunning demonstration of Bentley's attention to detail, the roof of the new Continental GT Convertible sits extremely low against the car's waistline when folded away. This allows a beautiful design line to sweep up from the car's side panels and around the back of the rear seats, in a single, fluid curve.

Whichever body style you choose, numerous personalisation options are available. There is a wide range of wheels in several finishes, including a new 22" design for an especially imposing look. Elegant exterior badging options can be chosen – and even the front lower grilles can be treated according to your preference, with a chrome option for a more luxurious finish, or black for a more discreet style.

Right: Continental GT Convertible WLTP drive cycle: fuel consumption, mpg (l/100km) – Combined 20.2 (14.0). Combined CO<sub>2</sub> – 317 g/km.





## Designed for the daylight.

The exquisite interior features in the new Continental GT Convertible are amplified when the roof descends.

The sleek veneers that encircle the cabin sweep into the doors, emphasising both the interior space and exterior design lines. The redesigned roof closure mechanism and low tonneau cover allow for a stylish, streamlined appearance with the roof down.

The roof itself can now be commissioned in a striking new tweed fabric finish – one that works especially well with the new Cricket Ball exterior paint.

With a wide range of interior and exterior colours to choose from, the new Continental GT Convertible represents a remarkable opportunity to create your perfect Bentley – one guaranteed to stand out.

Continental GT Convertible WLTP drive cycle: fuel consumption, mpg (l/100km) – Combined 20.2 (14.0). Combined CO<sub>2</sub> – 317 g/km.







## Inspired interior design.

The cossetting interiors of both the new coupé and convertible embrace the very latest technology, while accentuating the unrivalled comfort and ambience for which Bentley interiors are renowned.

As with all models, the interior design began with a fascia built around the symmetrical Bentley 'wings' emblem. This time, however, the design team took the metaphor further, creating an uninterrupted flow of veneered wood, right around the cabin.

The fascia panels can be specified with a choice of exquisite single veneers or an extraordinary feature introduced on the new Continental GT – distinct dual veneers.

A powerful centre console sweeps through the car, running between four incredibly comfortable, newly designed seats. To showcase Bentley's unmatched attention to detail, the designers have selected a striking range of hides as well as interior colour splits to add a sporting touch. The handcrafted leather extends to a unique 'floating' leather dashboard, which flows seamlessly into the door casings.

Continental GT range WLTP drive cycle: fuel consumption, mpg (l/100km) – Combined 20.2 - 20.8 (13.6 - 14.0). Combined CO<sub>2</sub> – 308 - 317 g/km.







## Delights for the hand, eye and ear.

The interior features a wealth of intricate, handcrafted details. A new diamond knurling design reflects the light beautifully, allowing for a soft, refined feel to the controls, while subtle bronze inserts reflect Bentley's famous attention to detail.


A new seat design sets new standards in comfort, while in the rear, the cabin design reflects that of the car's powerful haunches. This unique connection between the interior and the exterior is particularly accentuated when the roof is down.

Throughout the car, there is an emphasis on authentic and unique materials, such as an optional centre console finish inspired by the 'Côtes de Genève' finish found inside the finest timepieces.

Even the character of the exhaust note can be changed at the turn of a dial if desired, and for the first time, there are three impressive in-car audio systems to choose from.







## Designed to perform.

Built exclusively at Bentley Motors in Crewe, England, the 6.0 litre, W12 engine in the new Continental GT embodies the next generation of Bentley drivetrain innovation. With a maximum power output of 626 bhp (635 PS) and torque of 664 lb ft (900 Nm), the coupé will surge from 0 to 60 mph in 3.6 seconds (0 to 100 km/h in 3.7 seconds) – and on to a top speed of 207 mph (333 km/h). The convertible, powered by the same W12 engine, will reach 60 mph in 3.7 seconds (0 to 100 km/h in 3.8 seconds), with a top speed of 207 mph (333 km/h).

In both models, the engine sits low over the front axle for improved weight distribution, resulting in extraordinary dynamic handling. A dual-clutch, eight-speed transmission allows for fast gear shifts and, coupled with Active All-Wheel Drive as standard, makes the most of the engine's phenomenal capabilities. The car can reach its top speed in sixth gear, leaving seventh and eighth gears for more efficient cruising.

Both the new coupé and convertible feature the Bentley Dynamic Ride active roll control system as standard – plus a three-chamber, air-spring suspension. The result: extraordinary handling in all conditions, with a remarkably refined ride.

Continental GT range WLTP drive cycle: fuel consumption, mpg (l/100km) – Combined 20.2 - 20.8 (13.6 - 14.0). Combined CO<sub>2</sub> – 308 - 317 g/km.







## A convertible for all seasons.

In the warm, sunny months, there is no better car than the new Continental GT Convertible. To complement the blissful sensation of wind in your hair, both the driver's seat and front passenger seat include cooling functions, to keep you cool even on the hottest afternoons, as well as additional ventilation functions as part of the Comfort Seat Specification\*.

When the temperature drops, the four-layer roof provides complete insulation from the outside world – so much so, that you'll find it easy to forget you're travelling in a convertible. However, even the coldest days can be enjoyed with the top down, thanks to the option of a heated front armrest and front seat neck warmers.

Whatever the conditions, there's no better way to experience the open road.

Left and right: Continental GT Convertible WLTP drive cycle: fuel consumption, mpg (l/100km) – Combined 20.2 (14.0). Combined CO<sub>2</sub> – 317 g/km.







Continental GT WLTP drive cycle: fuel consumption, mpg (l/100km) –  
Combined 20.8 (13.6). Combined CO<sub>2</sub> – 308 g/km.





## An effortless, exhilarating drive.

A comprehensive suite of assistance systems allows the driver to enjoy the very latest automotive technology.

An optional video camera delivers Traffic Sign Recognition\*, Pedestrian Warning\*, Lane Assist\* and the Bentley Safeguard Plus anti-collision system\*, while a Head-Up Display\* puts a wealth of key road information, such as road signs and speed, in the driver's line of sight.

LED matrix beam headlamps – featured in a Bentley for the first time – let you leave the main beam on without manual intervention. The lights will adjust automatically to avoid dazzling oncoming traffic, optimising conditions on the highway, in the city, or the country, while an optional Night Vision camera can aid driving in poorly lit environments.

With a top view camera\*, reversing camera, Blind Spot Assist, Park Assist, Exit Warning, Rear Crossing Traffic Warning\* and Adaptive Cruise Control\*, this is a car you can drive with complete confidence at all times.

Left and right: Continental GT WLTP drive cycle: fuel consumption, mpg (l/100km) – Combined 20.8 (13.6). Combined CO<sub>2</sub> – 308 g/km.







## An advanced in-car environment.

As you approach and unlock the car, you are welcomed by a unique lighting sequence\*, bringing the exterior and interior to life. Like so much in this car, the colour and intensity of the interior lights can be adjusted to suit your taste with the optional Mood Lighting Specification.

Behind the steering wheel, a high-resolution digital display shows an easy-to-read speedometer and rev counter, with digital chrome bezels and super-fine pointers. In Expanded Mode, the rev counter switches to show trip computer data, including the map or details of any media currently playing.

A 12.3" touchscreen sits in the centre of the fascia, while an optional Head-up Display can display important driver information on the windscreen itself. In the new Continental GT Convertible, meanwhile, a completely redesigned roof closure system ensures that, should the weather take a turn for the worse, the roof can be raised without stopping the car.

Whether you opt for the coupé or the convertible, you can commission your Continental with a choice of three incredible audio systems. The standard system is tuned by Bentley, or you can choose between the optional 1,500 Watt Bang & Olufsen system with BeoSonic sound control and, for the most discerning audiophiles, the 2,200 Watt Naim for Bentley system.

\*Cost option.







Continental GT WLTP drive cycle: fuel consumption, mpg (l/100km) –  
Combined 20.8 (13.6). Combined CO<sub>2</sub> – 308 g/km.





## A personal driving experience.

The driving characteristics of the new Continental GT can be customised to suit your personal style and mood.

The electronically assisted steering feels agile and effortless. With four Dynamic Drive modes, you can choose whether to cruise in relaxed luxury or drive your Continental more progressively.

In normal road conditions, the Active All-Wheel Drive system delivers two-wheel drive via the rear axle, but when conditions require, it feeds instantaneous power to the front axle, for complete driving confidence. The 48V Bentley Dynamic Ride System, meanwhile, improves chassis dynamics by optimising the balance between handling dynamics and ride comfort.

True luxury is the ability to personalise your driving experience, right down to the fine details. That's why when you change driving mode, the adaptive tailpipe control valves adjust, altering the character of the exhaust note. It's just one more example of Bentley's unrivalled attention to detail.

Right: Continental GT Convertible WLTP drive cycle: fuel consumption, mpg (l/100km) – Combined 20.2 (14.0). Combined CO<sub>2</sub> – 317 g/km.







## The material difference.

A groundbreaking new body shell has been crafted from aluminium, high-strength steel and advanced composite materials.

The crisp, sharp feature lines envisaged by the designers could never have been achieved by conventional means. Instead, both the convertible and coupé models feature full Superformed side panels, unlike any other car of this size.

The roof of the convertible model is made from four separate layers of light, strong fabric. Advanced insulation ensures the car is comfortable and completely secure when the roof and windows are closed – so much so, that you'll find it easy to forget you're travelling in a convertible.

The body of both models is light and strong, with best-in-class body stiffness. This has allowed the design team to eliminate the need for the pillar between the front and rear side windows, giving both the new Continental GT and the new Continental GT Convertible remarkably sleek lines.

Continental GT range WLTP drive cycle: fuel consumption, mpg (l/100km) – Combined 20.2 - 20.8 (13.6 - 14.0). Combined CO<sub>2</sub> – 308 - 317 g/km.







## Personalising your car.

The new Continental GT can be tailored to your individual requirements. An extensive range of options sees the best of traditional and contemporary materials combined with the latest production techniques and time-honoured Bentley craftsmanship. Choose from an exquisite palette of exterior finishes – 17 standard colours, 46 extended colours and a new selection of Mulliner colours – and 15 interior hide colours, with five different interior colour splits.

Convertible drivers can also choose from seven exterior and eight interior roof colours. There are several different steering wheel designs available in single and duo-tone, and the finishing touch is a choice of nine veneers and finishes, including dual veneers, giving you a total 12 different combinations that flow seamlessly around the cabin.

Because a Bentley is the ultimate expression of your own style, you can also personalise your vehicle further with a range of alloy wheels and styling accessories, to make it truly your own.






Roof options.

The new Continental GT Convertible can be commissioned with seven different roof colours, and eight interior roof linings.

This is yet another stunning demonstration of Bentley’s commitment to exquisite craftsmanship, right down to the very last detail.

Roof exterior.



Roof interior.



\*Cost option. All other colours are standard. Please note, the colours reproduced are for representation purposes only and therefore vary slightly from the actual vehicle.





## The Bentley Rotating Display.

The optional Bentley Rotating Display is a unique demonstration of Bentley's remarkable approach to technology and craft – one that allows you to personalise the car's instrumentation according to your tastes.

When the engine roars into life, a veneered section of the fascia physically rotates to reveal the 12.3" screen. Designed for unrivalled ease of use, the touchscreen features a proximity sensor that highlights the on-screen controls as you reach towards it.

The screen can be configured to display the information of your choice, while a split-screen display mode allows you to see up to three screens at once. For example, you may view the navigation map, music controls and your mobile phone call list as part of your Home screen.

For a more classic instrumentation style, a further rotation reveals another veneered fascia panel, this one including three analogue dials with polished chrome bezels. At the end of your journey, a final reverse rotation brings back the initial veneer-only surface, for a clean, sleek look.





## The First Edition.

The exclusive First Edition Specification has been created to celebrate the arrival of the new Continental GT Convertible. Strictly limited in number, these exclusive cars include:

- First Edition Union Flag exterior badge
- First Edition Union Flag fascia badge
- The words 'FIRST EDITION' or the Bentley emblem embroidered into the headrests
- Treadplates featuring the First Edition Union Flag and the words 'FIRST EDITION'
- Unique First Edition contrast stitching on the diamond quilting
- Bentley Rotating Display
- Mulliner Driving Specification with 22" wheel
- Mood lighting with illuminated treadplates
- Front Seat Comfort Specification
- City Specification
- Touring Specification
- Dual Veneers (options include Tamo Ash, Liquid Amber, Dark Stained Madrona and Dark Fiddleback Eucalyptus, plus Grand Black, exclusive to First Edition)
- Deep Pile Overmats
- Welcome lights and Mulliner welcome LED lamps

Continental GT Convertible WLTP drive cycle: fuel consumption, mpg (l/100km) – Combined 20.2 (14.0). Combined CO<sub>2</sub> – 317 g/km.







Continental GT WLTP drive cycle: fuel consumption, mpg (l/100km) –  
Combined 20.8 (13.6). Combined CO<sub>2</sub> – 308 g/km.



Discover the new Continental GT range.

To discover the possibilities with our configurator or visualiser, please visit BentleyMotors.com or contact your local Bentley retailer.

**Continental GT**  
Engine: 6.0 litre W12 twin-turbocharged with cylinder deactivation  
Max power: 626 bhp / 467 kW / 635 PS @ 6,000 rpm  
Max torque: 900 Nm / 664 lb ft @ 1,350 - 4,500 rpm  
Transmission: 8-speed dual clutch  
Driveline: Active all-wheel drive  
Top speed: 207 mph / 333 km/h  
0-60 mph / 0-100 km/h: 3.6 / 3.7 seconds  
Wheelbase: 2,851 mm / 112.2 inch  
Overall length: 4,850 mm / 190.9 inch  
Width (including mirrors): 2,187 mm / 86.1 inch  
Overall height: 1,405 mm / 55.3 inch  
Fuel tank: 90 litres / 20 gallons / 24 US gallons  
Boot volume: 358 litres / 12.64 cu-ft  
Unladen weight (EU): 2,244 kg / 4,947 lb  
Gross weight: 2725 kg / 6007 lb

**Fuel consumption (NEDC Cycle)\***  
Urban: 16.9 mpg / 16.7 l/100 km  
Extra Urban: 29.7 mpg / 9.5 l/100 km  
Combined: 23.3 mpg / 12.2 l/100 km  
CO<sub>2</sub> Emissions: 278 g/km

**Fuel Consumption (WLTP cycle)**  
Low: 12.7 mpg / 22.3 l / 100 km  
Medium: 20.3 mpg / 13.9 l / 100 km  
High: 23.9 mpg / 11.8 l / 100 km  
Extra High 24.1 mpg / 11.7 l / 100 km  
Combined: 20.8 mpg / 13.6 l / 100 km  
CO<sub>2</sub> combined: 308 g/km  
Driving range: 411.3 miles / 662 km

**Fuel consumption (EPA cycle)†**  
City driving (US): --.- mpg  
Highway driving (US): --.- mpg  
Combined (US): --.- mpg

**Continental GT Convertible**  
Engine: 6.0 litre W12 twin-turbocharged with cylinder deactivation  
Max power: 626 bhp / 467 kW / 635 PS @ 6,000 rpm  
Max torque: 900 Nm / 664 lb ft @ 1,350 - 4,500 rpm  
Transmission: 8-speed dual clutch  
Driveline: Active all-wheel drive  
Top speed: 207 mph / 333 km/h  
0-60 mph / 0-100 km/h: 3.7 / 3.8 seconds  
Wheelbase: 2,849 mm / 112.2 inch  
Overall length: 4,850 mm / 190.9 inch  
Width (including mirrors): 2,187 mm / 86.1 inch  
Overall height: 1,399 mm / 55.1 inch  
Fuel tank: 90 litres / 20 gallons / 24 US gallons  
Boot volume: 235 litres / 8.3 cu-ft  
Unladen weight (EU): 2,414 kg / 5,322 lb  
Gross weight: 2,865 kg / 6,316 lb

**Fuel consumption (NEDC Cycle)\***  
Urban: 16.4 mpg / 17.2 l/100 km  
Extra Urban: 30.1 mpg / 9.4 l/100 km  
Combined: 23.0 mpg / 12.3 l/100 km  
CO<sub>2</sub> Emissions: 280 g/km

**Fuel consumption (WLTP cycle)**  
Low: 12.3 mpg / 22.9 l / 100 km  
Medium: 19.1 mpg / 14.8 l / 100 km  
High: 23.9 mpg / 11.8 l / 100 km  
Extra High: 23.5 mpg / 12.0 l / 100 km  
Combined: 20.2 mpg / 14.0 l / 100 km  
CO<sub>2</sub> combined: 317 g/km  
Driving range: 399.5 miles / 643 km

**Fuel consumption (EPA cycle)†**  
City driving (US): --.- mpg  
Highway driving (US): --.- mpg  
Combined (US): --.- mpg

Photography – Colour specification of cars illustrated:

**Continental GT: Sequin Blue**  
Imperial Blue and Portland leather interior  
Liquid Amber and Piano Black veneer

**Continental GT: Tungsten**  
Imperial Blue and Portland leather interior  
Liquid Amber and Piano Black veneer

**Continental GT Convertible: Cricket Ball**  
Linen and Cricket Ball interior  
Dark Stained Madrona veneer

**Continental GT Convertible: Ice**  
Cricket Ball interior  
Liquid Amber and Piano Black veneer



\*NEDC Drive Cycle figures applicable to the following countries:

Armenia, Azerbaijan, Bahrain, Belarus, Brazil, Cambodia, Chile, Dominican Republic, Egypt, Guatemala, Hong Kong, India, Indonesia, Japan, Kazakhstan, Kuwait, Lebanon, Macau, Malaysia, Mongolia, Morocco, New Zealand, Oman, Panama, Peru, Philippines, Qatar, Russian Federation, Saudi Arabia, Singapore, Taiwan, Thailand, United Arab Emirates.

†2018/9 EPA estimates not available at time of publication. See www.fueleconomy.gov for updated information.

Your mileage will vary and depends on several factors including your driving habits and vehicle condition.

The models presented in this brochure include optional specifications. Specifications, standard equipment, options, fabrics and colours are subject to change without notice. Your Bentley retailer will always have the latest information. The name 'Bentley' and the 'B' wings design are registered trademarks of Bentley Motors Limited. Bentley Motors Limited acknowledges the rights of third parties in other trademarks. The models shown may include European and non-European specifications. © January 2019. Printed in England.



