

BMW 1 Series Coupé



128i
135i

The Ultimate
Driving Experience®



First it draws you in. Then it takes off.





Pure energy. And with BMW EfficientDynamics,
you'll use every drop to its fullest.



A long wheelbase and muscular flanks –
dynamic styling that makes a lasting impression.

Wins the race before it starts.






A dream machine, ready and waiting.

This is what we've engineered into our vehicles.

The pleasure you get from driving a BMW is the result of fine engineering – always setting the benchmark, because it is based on much more than just engine power. This is the tradition behind BMW EfficientDynamics. It includes the visionary CleanEnergy hydrogen-powered engine, already used in the Hydrogen 7 – a nearly emission-free BMW 7 Series Sedan. Also going into production soon is the BMW ActiveHybrid – an intelligent, performance-oriented engine combining combustion and electronics. And every BMW already includes many technologies that boost dynamics while simultaneously reducing fuel consumption and emissions.

And this is what comes out.



High Precision Injection

In this cutting-edge generation of direct injection, the piezo injectors in the BMW 135i Coupé are positioned very close to the spark plugs. They inject fuel at high pressure and with extreme precision. Several injections are possible per ignition process. Thanks to fast and flexible electronic control, the timing and quantity of injections can be precisely adjusted to the power requirement, the temperature, and the pressure in the cylinder – for more output and greater efficiency.

Efficient automatic transmissions

The new generation of highly efficient automatic transmissions increases performance, comfort, and fuel efficiency.

Valvetronic®

Instead of using a traditional throttle, Valvetronic technology lets the engine in the BMW 128i Coupé breathe more easily by varying the lift height of the valves to regulate air intake. The result: improved cold starts, smoother running, and a significant drop in fuel consumption. Using revolutionary technologies like this, BMW has improved its overall average fuel economy more than any other manufacturer.

Lightweight construction

Our engineers use lightweight aluminum throughout our vehicles, in the front section, for example, or for the suspension. The naturally aspirated BMW in-line six-cylinder engine, an aluminum/magnesium composition, is the lightest in its class. Taken together, all these weight-saving measures lead to lower fuel consumption and better axle load distribution for more agility – especially in curves.

Thanks to innovative EfficientDynamics features, BMW has been able to significantly reduce CO₂ emissions in many models. But that's just the beginning. We're carrying on our research in terms of EfficientDynamics – in the quest to bring you even more driving pleasure with even fewer emissions.

■ Standard equipment

□ Optional equipment



□ **Xenon headlights**, for low and high-beam, featuring self-levelling and four corona rings for daytime driving. They provide the best possible illumination at night and in poor visibility. In addition, Adaptive Headlights adjust to driving dynamics, ensuring optimum illumination around corners and in bends. (Standard on the BMW 135i.)



■ **Rear light with LED indicators**: each tail light is made up of three separate high-performance LED strips, accentuating the tail end's dynamic stance.



■ **Halogen foglights**, integrated into the front apron, enhance your margin of safety in bad visibility. Free-form technology ensures even light distribution on the road (available only on the BMW 128i).



□ **Lights Package with entry area illumination**: integrated into door handles, allows for safe and easy vehicle access in the dark. Includes footwell illumination, illuminated vanity mirrors for driver, and front passenger and reading lights for front and rear. (Standard on the BMW 135i.)

■ Standard equipment

□ Optional equipment



■ **Chrome Line exterior** enhances the already sleek appearance of the BMW 1 Series Coupé. Chrome-plated side window accents and entry strip edging are offset by a mirror frame and base in black.



□ **High-gloss Shadow Line** includes side window accents, mirror frame, and base in high-gloss black. (Available only on the BMW 135i with M Sport Package.)



□ **Glass sunroof**, electric, with slide and tilt function, wind deflector, and comfort opening via the remote control.



■ **Exterior mirrors** in body colour, electrically adjustable, aspheric, and heated.



■ **Rain sensor**: once activated, it automatically switches on the windshield wipers, depending on the intensity of the rain, and controls wiper frequency. The integrated automatic headlight function switches on the headlights as darkness falls or when entering tunnels.



■ **Adaptive Brakelights** improve safety by helping other drivers register your braking intentions. In emergency braking, the illuminated area of the brake lights increases – so drivers in trailing vehicles can instantly distinguish between gentle and full braking.

■ Standard equipment

□ Optional equipment



■ **Star Spoke alloy wheels – Style 256,**
17 x 7.0, 205/50R-17 (available only on the
BMW 128i).



□ **Star Spoke alloy wheels – Style 142,**
17 x 7.0 205/50R-17 (available only on the
BMW 135i).



□ **W Spoke alloy wheels – Style 263,**
18 x 7.5 front, 215/40R-18, 18 x 8.5 rear,
245/35R-18 (available only on the BMW 128i).



■ **Star Spoke alloy wheels – Style 264,**
18 x 7.5 front, 215/40R-18, 18 x 8.5 rear,
245/35R-18 (available only on the BMW 135i).



□ **Star Spoke alloy wheels – Style 261M,**
18 x 7.5 front, 215/40R-18, 18 x 8.5 rear,
245/35R-18 (available only on the BMW 135i
with M Sport Package).

■ Standard equipment

□ Optional equipment



■ **Multi-function leather sport steering wheel;** three spokes with Pearl Grey chrome trim, including gearshift lever with Pearl Grey chrome trim and handbrake lever handle in leather.



■ **Start/Stop button** for starting the engine. After inserting the ignition key, you can conveniently start and stop the engine by pressing the button.



■ **Cruise control** with braking function stores and maintains any selected speed above approximately 30km/h. After accelerating, the car automatically returns to the previously stored speed, while braking cancels the settings.



□ **M Leather sport steering wheel** with three spokes and multi-function buttons for remote control of frequently used functions. The gear lever knob is branded with the M Logo when you opt for the manual transmission, while the handbrake lever is covered with Nappa Leather.

■ Standard equipment

□ Optional equipment



□ **Navigation System**, hard drive based system with high resolution 8.8" colour monitor, arrow and map display, DVD drive, including iDrive Controller and programmable memory keys.



□ **Park Distance Control (PDC)**, rear, facilitates parking and manoeuvring in tight spaces. A warning signal sounds as the car approaches obstacles; in combination with the optional Navigation System, visual warnings are also shown on the display screen. (Shown here with front visual warning not available in Canada.)



■ **Instrument cluster** with analogue indicators and red backlighting, speedometer, integrated fuel level display, and rev counter, digital display for total and trip mileage counter, outside temperature display, and clock. The BMW 135i also includes analogue oil temperature display, as shown.



■ **On-board computer** provides information on average speed, average fuel consumption, current fuel consumption, and range.

■ Standard equipment

□ Optional equipment



□ **Six-speed automatic transmission** with Steptronic®. The gearshift mechanism enables smooth and fast gear changes for truly dynamic performance.



■ **Six-speed manual transmission** for a very sporty drive. Smooth, with perfect ratios and precise, short-throw gear shifts. The 6th gear and reduced spacing of gear ratios mean that you can make even more individual use of the engine power.



□ **USB Audio Integration** allows for the connection of iPods and various other USB storage devices. Audio files can be navigated and accessed via the vehicle controls. Also includes a storage pocket in the centre console to safely store your MP3 player.



■ **Window lifts, electric**, with pull/press switch and one-touch "open/close" control for fast and easy operation.

■ Standard equipment

□ Optional equipment



□ **Radio BMW Professional**, with CD drive and MP3 capability. Also includes an auxiliary input in the centre console (shown here with manual climate controls not available in Canada).



□ **HiFi Sound System with DSP**, with a total of 10 loudspeakers and a switchable surround sound function, creating a luxurious soundscape within the cabin environment. The central bass concept uses subwoofers beneath the front seats to provide an authentic bass sound.



■ **Automatic Air Conditioning**, with microfilter, Automatic Air Recirculation (AAR), solar and anti-fogging sensor, and residual heat button, rapidly provides the desired temperature in the cabin and steadily maintains the temperature. With individual front temperature control for left and right sides.




□ **BMW Assist with Bluetooth wireless technology** enhances driving safety even further; includes one year of BMW Assist Safety and Security Package, providing immediate access to Emergency Roadside Assistance and Stolen Vehicle Recovery service. Bluetooth wireless technology provides for wireless connection and control of your mobile phone or BlackBerry. (Shown here with optional phone cradle.)

■ Standard equipment

□ Optional equipment



□ **Sport seats** for driver and front passenger. Optimum lateral support is ensured by infinitely variable electric backrest width adjustment. Seat height, backrest, and seat angle, as well as thigh support, are manually adjustable.



■ **Standard seats** for driver and front passenger; manual adjustment for seat height, backrest angle, and fore/aft position.



■ **Seat heating** for driver and front passenger seats, with three settings. The seat surface, sides, and backrest are heated and rapidly provide a comfortable level of warmth.



□ **Lumbar support** for driver and front passenger, electrically adjustable for an ergonomically sound seating position and added back muscle support (available only on the BMW 135i).

■ Standard equipment

□ Optional equipment



■ **Cupholder**, detachable, can be stowed in glove compartment or mounted on centre console.



■ **Front armrest**, folding, with integrated storage compartment.



□ **Electric seat adjustment**, for driver and front passenger, with electric adjustment of seat height, backrest angle, fore/aft position, and seat angle, plus memory function to store two personalized settings for driver's seat and exterior mirrors.



■ **Rear seats**, ergonomically designed with integrated storage tray (shown with cloth upholstery not available in Canada).

■ Standard equipment

□ Optional equipment



■ **Headrests**, foldable, manually adjustable, and removable.



■ **Storage tray** between the rear seats provides additional storage space for small items.



■ **ISOFIX child seat attachment** on the two rear seats for safe attachment of a child seat, with clip-in plug connectors, plus additional fastening points above.



□ **Ski Bag** for clean and safe transportation of up to four pairs of skis with up to four people on board. If the Ski Bag is not required, it can be tucked away out of sight.



■ **Rear backrest**, with asymmetric 2/3 to 1/3 split-folding seats. Each section can be folded down separately for increased storage capacity and versatility.



■ **Luggage compartment**, illuminated with full lining; safe transportation is ensured by an elastic strap on the left, a flexible storage net on the right, and lashing points along the inside edge.



□ **Comfort Access** for opening and closing the car without having to touch the radio remote control. It is enough for the ignition key to be in your pocket, briefcase, or handbag, for example. The engine can also be instantly started by pressing the Start/Stop button, without the need for the key.



□ **Auto-dimming interior rear-view mirror**, with large surface area. The glare from following vehicles is automatically reduced when the light level exceeds a defined limit.

■ Standard equipment

□ Optional equipment

Exclusively for the BMW 135i: the vehicle comes equipped with specifically calibrated sport suspension and sporty throttle character. In addition, the BMW 135i boasts Poplar Grey Wood trim, as well as 18" performance run-flat tires (Star Spoke alloy wheels – Style 264). The unique front apron adds to the sporty character, while the M Aerodynamic kit's side skirts and exceptional rear apron give the BMW 135i an even more distinctive, chiselled look.



■ **Rear apron:** winning, powerful elegance. The understated rear spoiler adds to the superb driving dynamics.



■ **Front apron:** just under the BMW double kidney grille lies another magnet for the eye – the central air intake. The two side air intakes serve to cool the brakes and give the front a particularly athletic profile. Two side flaps accentuate the vehicle's broad front.



■ **High-performance brakes painted with BMW logo:** ventilated rotors measure 338 mm on the front and 324 mm on the rear. Clamped by fixed six-piston calipers in the front, they ensure shorter braking distances and optimal stopping power.



■ **Double tailpipe** with black chrome-plated tailpipes.



■ **Instrument cluster** featuring special scaling with extra display ranges.



□ **Steptronic paddles** on steering wheel (in conjunction with 6-speed automatic transmission) for manual gear changing without the use of a clutch (shown here with optional M Sport steering wheel).

■ Standard equipment ◆ No cost option □ Optional equipment ○ Available in package only — Not available

Safety	128i	135i
Adaptive Brakelights	■	■
Adaptive Headlights with cornering lights	—	■
Airbags:		
– Front-to-rear head airbags, covering the entire window area	■	■
– Impact-Dependent (ID) airbags for driver and front passenger, with seat occupation detector for front passenger airbag	■	■
– Side airbags for driver and front passenger	■	■
Brakes:		
– Disc brakes at the front, vented	■	■
– Disc brakes at the rear, vented	■	■
– Performance braking system with 6-piston fixed brake calipers, front, and 2-piston fixed calipers, rear	—	■
Central locking , with electronic immobilizer and crash sensor; fuel tank filler flap integrated in central locking	■	■
Central lock switch for central locking	■	■
Dynamic Stability Control (DSC) , includes ABS, CBC, DTC and extended functionality	■	■
Foglights , halogen, free-form	■	—
Halogen headlights for low and high beam	■	—
Park Distance Control (PDC) , rear	□	□
Rain sensor, with automatic headlight activation	■	■
Run-flat indicator	■	■
Run-flat tires	■	■
Safety bodyshell:		
– Bumper system with aluminum impact absorbers at the front and steel impact absorbers at the rear, reversible up to 4 km/h, and special deformation elements designed to absorb impacts at speeds of up to 15 km/h	■	■
– Integrated side impact protection in doors	■	■
Seatbelts:		
– Ergonomic inertia-reel seatbelt system at the rear, with 3-point seatbelts for both rear seats and integrated belt catches	■	■
– Inertia-reel seatbelts at the front, with belt tensioner and belt force limiter	■	■
Xenon headlights for low and high beam , including four parking light rings	○	■

■ Standard equipment ◆ No cost option □ Optional equipment ○ Available in package only — Not available

Engine	128i	135i
230hp dual overhead cam (DOHC), 24-valve in-line 6-cylinder engine	■	—
300hp dual overhead cam (DOHC), 24-valve in-line 6-cylinder engine	—	■
Double-VANOS	■	■
High Precision Injection (direct injection)	—	■
Light-alloy cylinder head	■	■
Steplessly variable intake system	■	■
Twin Turbo	—	■
Valvetronic	■	—

Transmission/Suspension	128i	135i
6-speed automatic transmission with Steptronic	□	—
6-speed automatic transmission with Steptronic paddles (available only with the Sport Package on the BMW 128i)	□	□
6-speed manual transmission	■	■
Active Steering, with Servotronic	—	□
Double wishbone front suspension	■	■
Five-link rear suspension	■	■
Power steering	■	■
Sport suspension	○	■

Interior Features	128i	135i
Automatic Air Conditioning, including Automatic Air Recirculation, fogging and solar sensors, and residual heat button	■	■
BMW Assist with Bluetooth wireless technology; includes one year of BMW Assist Safety and Security Package	□	□
Cruise control with braking function	■	■
Electric compass mirror	○	○
Glass sunroof, electric, with comfort opening function via car key	□	□
Glove compartment, lockable and illuminated	■	■
Heat insulating glazing, all-round	■	■
Heated steering wheel	□	□
Instrument panel, with circular speedometer and rev-counter displays, as well as gauge for fuel level, including oil temperature display for the 135i	■	■
Interior mirror, with auto-dimming function	○	○
Interior trim:		
— Aluminum Glacier Silver	—	○
— Black, high-gloss	■	—
— Cashmere Silver	□	—
— Poplar Grey Wood	□	■
— Walnut Light Wood	—	◆
"LIGHTS ON" warning	■	■
Lights Package:		
— Entry area illumination integrated in the door handles	○	■
— Footwell illumination, illuminated vanity mirrors for driver and front passenger, and reading lights front and rear	○	■
Lined luggage compartment	■	■

■ Standard equipment ◆ No cost option □ Optional equipment ○ Available in package only — Not available

Interior Features	128i	135i
Multi-function leather 3-spoke steering wheel with fingertip audio and accessory phone controls	■	■
Navigation System:		
– With 8.8" colour monitor, arrow and map display, hard drive and CD/ DVD drive, including iDrive Controller and programmable memory keys	○	○
On-board computer	■	■
Radio/Audio:		
– BMW Professional radio with CD drive and MP3 capability (including AUX/IN connection)	■	■
– HiFi 10-Loudspeaker system	■	■
– HiFi Sound System with DSP, 10 speakers	○	○
– SIRIUS Satellite Radio pre-wiring	■	■
– SIRIUS Satellite Radio tuner; includes one-year subscription to SIRIUS Satellite Radio	□	□
– USB Audio Integration; includes Y-cable for full iPod integration	□	□
Radio remote control for central locking , key with automatically recharging battery	■	■
Seats/Seat comfort:		
– Front seats with easy entry function for comfortable access to rear seats	■	■
– Lumbar support for driver and front passenger, electric	—	○
– Seat adjustment, electric, with memory function for driver's seat	○	○
– Seat heating for driver and front passenger	■	■
– Sport seats for driver and front passenger, with electric backrest width adjustment and manual thigh support	○	□
– Standard seats with manual adjustment, including driver seat angle adjustment	■	■
Ski Bag	□	□
Start/Stop button	■	■
Storage compartments in the front doors	■	■
Through-loading system , with asymmetrically split rear backrest, each section folding down separately	■	■
Universal garage door opener	—	○
Upholstery:		
– Boston Leather	□	□
– Leatherette	■	■
Window lifts, electric, front, with open/close fingertip control , trap release, and comfort opening/closing function	■	■

■ Standard equipment ◆ No cost option □ Optional equipment ○ Available in package only — Not available

Exterior Features	128i	135i
Bumpers in body colour	■	■
Comfort Access	○	○
Exterior mirrors, with auto-dimming function and power folding	○	○
Exterior mirrors in body colour, electrically adjustable, aspheric, heated	■	■
Indicators in white (front)	■	■
Metallic paint	□	□
Ornamental front grille with vertical slats in black and chrome surround	■	—
Ornamental front grille with vertical slats in chrome and chrome surround	—	■
Sill covers with chrome BMW lettering	■	■
Wheels:		
— M Double Spoke alloy wheels – Style 261M, 18 x 7.5 front, 215/40R-18, 18 x 8.5 rear, 245/35R-18	—	○
— Star Spoke alloy wheels – Style 142, 17 x 7.0, 205/50R-17	—	◆
— Star Spoke alloy wheels – Style 256, 17 x 7.0, 205/50R-17	■	—
— Star Spoke alloy wheels – Style 264, 18 x 7.5 front, 215/40R-18, 18 x 8.5 rear, 245/35R-18	—	■
— W Spoke alloy wheels – Style 263, 18 x 7.5 front, 215/40R-18, 18 x 8.5 rear, 245/35R-18	○	—

Comfort Package	128i	135i
Auto-dimming interior and exterior mirrors; Comfort Access; Compass mirror; Electric seats with driver memory	□	—
Auto-dimming interior and exterior mirrors; Comfort Access; Compass mirror; Electric seats with driver memory; Lumbar support; Universal garage door opener	—	□

M Sport Package	128i	135i
18" M Double Spoke alloy wheels – Style 261M; Anthracite roof-liner; High-gloss Shadow Line; Multi-function M Leather sport steering wheel and shift lever; Sport seats	—	□

Navigation Package	128i	135i
Navigation System; Voice Recognition; HD radio	□	□

Premium Package	128i	135i
BMW Assist with Bluetooth wireless technology; Glass sunroof; Heated steering wheel; Lights package; Xenon headlights	□	—
BMW Assist with Bluetooth wireless technology; Boston Leather upholstery; Glass sunroof; Heated steering wheel	—	□

Premium Sound Package	128i	135i
HiFi Sound System with DSP; SIRIUS Satellite radio tuner; USB Audio Integration	□	□

Sport Package	128i	135i
18" W Spoke alloy wheels – Style 263; Sport seats; Sport suspension	□	—

Weight ¹		128i	135i
Curb weight (manual/automatic)	kg	1475/1510	1530/1535
Maximum permissible (manual/automatic)	kg	1875/1910	1930/1935
Permitted load	kg	335	335
Permitted axle load, front/rear	kg	920/1020	960/1020
Permitted roof load	kg	75	75

Engine		128i	135i
Bore/stroke	mm	85.0x88.0	84.0x89.6
Compression ratio	:1	10.7	10.2
Cylinders/valves		6/24	6/24
Displacement	cc	2996	2979
Maximum torque /rpm	lb-ft	200/2750	300/1400
Nominal output /rpm	hp	230/6500	300/5800

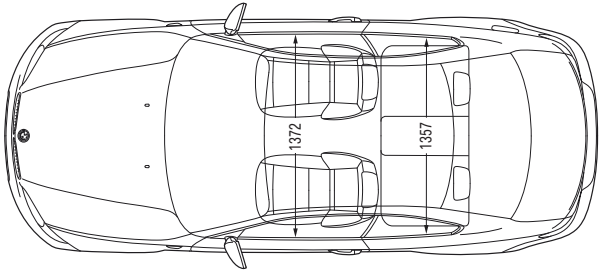
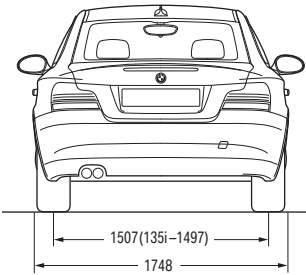
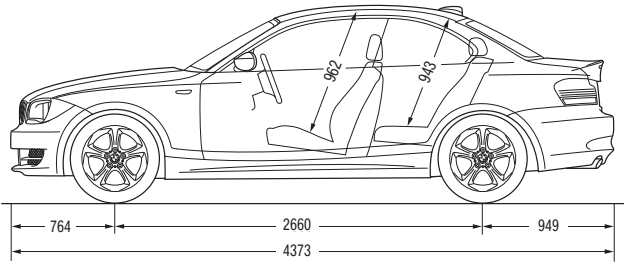
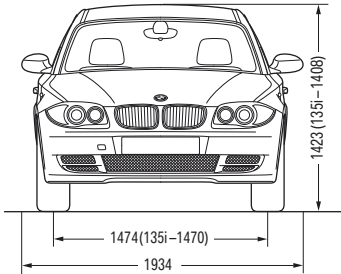
Transmission		128i	135i
Drive configuration		Rear-wheel	Rear-wheel
Manual gear ratios	I/II:1	4.32/2.46	4.06/2.40
	III/IV:1	1.66/1.23	1.58/1.19
	V/VI/R:1	1.00/0.85/3.94	1.00/0.87/3.68
Final drive ratio	:1	3.23	3.08
Automatic gear ratios	I/II:1	4.07/2.37	4.17/2.34
	III/IV:1	1.55/1.16	1.52/1.14
	V/VI/R:1	0.85/0.67/3.20	0.87/0.69/3.40
Final drive ratio	:1	3.73	3.46

Performance		128i	135i
Acceleration 0 to 100 km/h (manual/automatic)	sec	6.4/7.0	5.4/5.5
Top speed ²	km/h	210	240

Fuel Consumption		128i	135i
City (manual/automatic)	L/100 km	11.3/11.3	12.0/11.9
Highway (manual/automatic)	L/100 km	7.0/6.9	7.9/7.8
Tank capacity, approximately	L	53	53

Wheels		128i	135i
Material		Light-alloy	Light-alloy
Tire dimensions (front/rear)	standard	205/50R-17	215/40R-18 245/35R-18
Wheel dimensions (manual/automatic)	standard	17 x 7.0	18 x 7.5 18 x 8.5

Electrical System		128i	135i
Alternator output	Amps	180	180
Battery capacity	Ah	70	70



¹ Curb weight applies to vehicles with standard equipment. Optional equipment may increase this figure.
² Electronically limited.

All specifications, standard features, accessories, equipment, options, fabrics, and colours are based on product information available at the time of printing. BMW reserves the right to revise specifications at any time, without notice. Illustrations are representative only. BMW may determine the Model Year designation of its vehicles. Models may be shown with features, accessories, equipment, options, fabrics, and/or colours not available in Canada, or available only at extra cost, or available only on particular models. While BMW takes care to ensure that the information contained in this brochure is accurate, it cannot guarantee complete accuracy. BMW is not responsible for errors or omissions contained in this brochure. Further information about the products shown in this brochure can be obtained from your authorized BMW Retailer and at www.BMW.ca.

Printed 03/2009.

©2009 BMW Canada Inc. "BMW", the BMW logo, BMW model designations and all other BMW related marks, images and symbols are the exclusive properties and/or trademarks of BMW AG, used under licence.

BMW recommends  Castrol

More about BMW

Also inquire about
BMW Driver Training

www.bmw.ca
1-800-667-6679



**The Ultimate
Driving Experience.®**

