

BMW 5 Series saloon

520i
525i
530i
535i
540i
520d
525d
530d



The best way to enjoy the day.



Visions are never a product of reflection.
But always a product of action.



The searcher looking for new terrain will try out many routes. The individualist who has already found his route is on new terrain already.





Exclusive often means restricted.
In the BMW 5 Series, it's the other way round.



□ **BMW light-alloy wheels**, double-spoke styling 71, 8 J x 17", 235/45 R 17 tyres.



□ **BMW light-alloy wheels**, radial-spoke styling 48, 7 J x 16", 225/55 R 16 tyres (standard on the 530i, 530d).



□ **BMW light-alloy wheels**, cross-spoke styling 42, 8 J x 18" at the front on 235/40 R 18 tyres, 9 J x 18" at the rear on 265/35 R 18 tyres.



□ **Sports steering wheel**, 375 mm dia, shown here with optional multifunction control, three-spoke, steering wheel bracket in the same colour as the standard interior trim or in high-quality wood, gearshift lever knob / selector lever handle in leather or wood.



□ **BMW Business**, 4 x 20 W amplifier output, diversity aerial system (three aerials in the rear window for optimum FM reception), Dolby B/C, scan function, integrated cassette player, connection for BMW CD changer (standard on the 530i, 535i, 540i and 530d).



□ **Navigation system Professional*** with 16:9 on-board monitor (optional TV function) incl BMW Professional radio with cassette player guiding you quickly and accurately to your destination. The split-screen function presents two features on the screen simultaneously, for example your route guidance and another function (data from the on-board computer, radio, etc).

* Navigation system Professional not available in all countries.



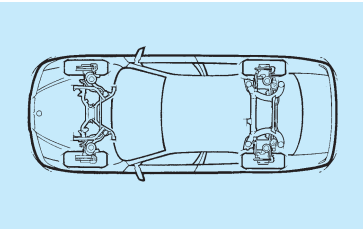
□ **Sports seats for driver and front passenger** ensuring optimum side stability in all situations by contoured side supports; individual adjustment of seat height, backrest and seat angle, fore-and-aft position and thigh support.



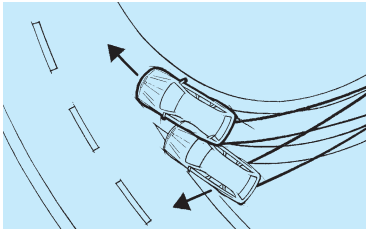
□ **Five-speed EH automatic transmission** with Steptronic, Adaptive Transmission Management (ATM), Shiftlock/Interlock; Steptronic enables the driver to use the automatic transmission like a manual gearbox without operating the clutch (not on the 520d).



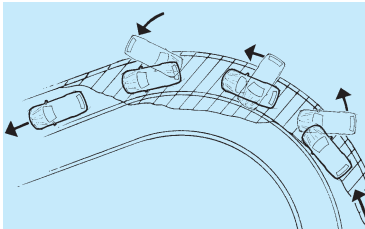
□ **Rear-seat backrests** with asymmetric folding function (2:1 split) incl ski-bag.



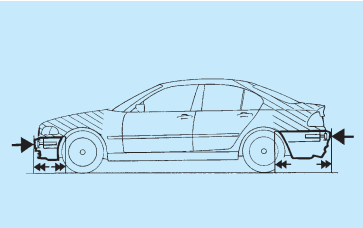
■ **Lightweight suspension** with single-joint spring strut front axle and aluminium integral rear axle. Made completely of aluminium, the suspension guarantees maximum safety and driving comfort.



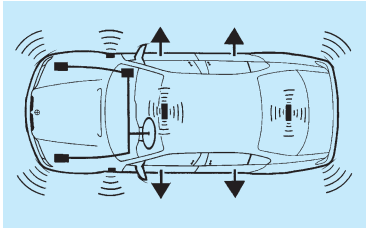
□ **Dynamic Stability Control (DSC)** recognising the risk of the car swerving from the start and then stabilising the car within fractions of a second (not available on the 520d).



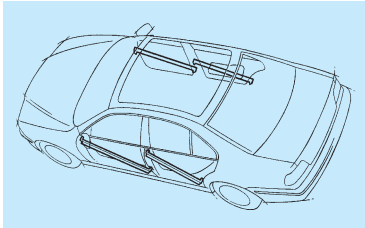
■ **Automatic Stability Control + Traction (ASC+T)** preventing the drive wheels from spinning on slippery surfaces (particularly in bends and when accelerating), thus ensuring outstanding traction and driving stability.



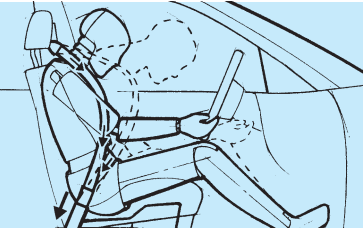
■ **Bumpers** with aluminium impact absorbers returning to their original position take up impacts at up to 4 km/h without any damage; special deformation zones front and rear absorb forces up to 15 km/h and keep repair costs low thanks to the simple exchange of components.



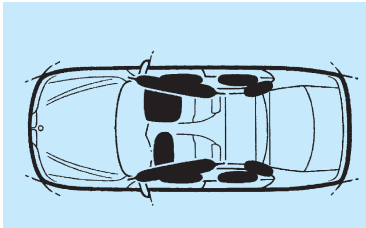
■ **Crash sensor** overriding the centre lock function of the central locking in an accident, allowing the doors to be opened and switching on the interior lights.



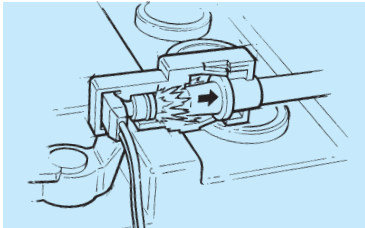
■ **Door reinforcements:** Crossbars fitted diagonally in the doors (reinforcement profiles) ensure a very high standard of door stiffness and offer maximum safety for the occupants in a collision from the side.



■ **BMW restraint system** for driver and front passenger, combining the three-point seat belt, belt tensioner, belt force limiter and anti-submarining ramp in the seat to ensure optimum restraint in a collision.



Airbags: All safety components in a BMW are perfectly matched to one another. Which means that in a collision only the airbag really required will be activated. And up to 10 airbags offer specific protection: driver and front passenger airbags (triggered to an individual degree, depending on the severity of an impact), ITS head airbags, side airbags front (standard) as well as head airbags and side airbags rear (optional).



■ **Safety battery terminal** reducing the risk of fire in the event of a crash; the starter cable is blown off the battery pyrotechnically within fractions of a second.

Safety	520i	525i	530i	535i	540i	520d	525d	530d
Airbags:								
– Airbag system for rear passengers (head and side airbags)	□	□	□	□	□	□	□	□
– Driver and front passenger airbags (impact-dependent airbag system), seat occupancy detector for front passenger airbag	■	■	■	■	■	■	■	■
– ITS head airbags for driver and front passenger	■	■	■	■	■	■	■	■
– Side airbags for driver and front passenger	■	■	■	■	■	■	■	■
Alarm system with remote control	□	□	□	□	□	□	□	□
Anti-lock brake system (ABS)	■	■	■	■	■	■	■	■
Automatic Stability Control + Traction (ASC+T)	■	■	■	■	■	■	■	■
Brake light , third	■	■	■	■	■	■	■	■
Brakes:								
– Disc brakes at the front, inner-vented	■	■	■	■	■	■	■	■
– Disc brakes at the rear	■	–	–	–	–	■	–	–
– Disc brakes at the rear, inner-vented	–	■	■	■	■	–	■	■
Central locking with electronic immobiliser, crash sensor, fuel tank filler flap integrated in central locking	■	■	■	■	■	■	■	■
Centre lock switch	■	■	■	■	■	■	■	■
Child seat fastening ISOFIX	□	□	□	□	□	□	□	□
Dynamic Stability Control (DSC) incl DBC	□	□	□	□	□	–	□	□
Foglamps	■	■	■	■	■	■	■	■
Headlight cleaning system	□	□	□	□	□	□	□	□
Park Distance Control (PDC) front and rear	□	□	□	□	□	□	□	□
Parking protection provided by wrap-around plastic bumpers and side rubbing strips	■	■	■	■	■	■	■	■
Power steering with crash-optimised safety steering column	■	■	■	■	■	■	■	■
Rain sensor incl automatic headlight activation	□	□	□	□	□	□	□	□
Safety battery terminal	■	■	■	■	■	■	■	■
Safety bodyshell:								
– Crumple zones front and rear, aluminium door reinforcements, bumpers regenerating to their original shape in impacts up to 4 km/h	■	■	■	■	■	■	■	■
Seat belts:								
– Belt height adjustment on B-pillar, automatic	■	■	■	■	■	■	■	■
– Inertia-reel seat belts at the front with pyrotechnical belt tensioner, belt force limiter and belt restraint	■	■	■	■	■	■	■	■
– Rear belt system with three-point inertia-reel seat belts	■	■	■	■	■	■	■	■
Servotronic	□	□	□	□	□	□	□	□
Side impact protection	■	■	■	■	■	■	■	■
Tyre defect indicator	□	□	□	□	□	□	□	□
Xenon headlights incl dynamic headlight range adjustment	□	□	□	□	□	□	□	□

Engine	520i	525i	530i	535i	540i	520d	525d	530d
4-cylinder in-line diesel engine, turbocharger with variable turbine geometry	—	—	—	—	—	■	—	—
6-cylinder in-line diesel engine, turbocharger, common rail technology	—	—	—	—	—	—	■	■
6-cylinder in-line petrol engine with four-valve technology	■	■	■	—	—	—	—	—
8-cylinder V-engine (petrol) with four-valve technology	—	—	—	■	■	—	—	—
Charge air cooling	—	—	—	—	—	■	■	■
Cylinder-specific knock control	■	■	■	■	■	—	—	—
Diesel catalyst	—	—	—	—	—	■	■	■
Digital Diesel Electronics (DDE)	—	—	—	—	—	■	■	■
Digital Motor Electronics (DME)	■	■	■	■	■	—	—	—
Distributor system, solid-state	■	■	■	■	■	—	—	—
Double-VANOS	■	■	■	—	—	—	—	—
Engine mounts, individually controlled	—	—	—	—	—	■	■	■
Full encapsulation of engine compartment	—	—	—	—	—	■	■	■
Injection pump, distributor-type	—	—	—	—	—	■	—	—
Light-alloy cylinder head	■	■	■	■	■	■	■	■
On-board diagnosis	■	■	■	■	■	■	■	■
Three-way catalytic converter, heated oxygen sensor, activated carbon filter, controlled tank purge	■	■	■	■	■	—	—	—
VANOS	—	—	—	■	■	—	—	—
Transmission/suspension	520i	525i	530i	535i	540i	520d	525d	530d
5-speed manual gearbox	■	■	■	■	—	■	■	■
6-speed manual gearbox	—	—	—	—	■	—	—	—
Aluminium integral rear axle (patented multi-arm principle)	■	■	■	■	■	■	■	■
Automatic transmission:								
– 5-speed EH automatic transmission with Shiftlock/Interlock and Adaptive Transmission Management, Steptronic	□	□	□	□	□	—	□	□
Electronic Damper Control (EDC)	—	—	□	□	□	—	—	□
Lightweight double-joint spring strut front axle with aluminium track control arms	■	■	■	■	■	■	■	■
M sports suspension	□	□	□	□	□	□	□	□
Stabiliser bars front and rear	■	■	■	■	■	■	■	■
Two-mass flywheel (manual gearbox models only)	■	■	■	■	■	■	■	■

Interior equipment	520i	525i	530i	535i	540i	520d	525d	530d
– BMW Reverse	■	■	–	–	–	■	■	–
– CD player for BMW Business	□	□	□	□	□	□	□	□
Reading lights front and rear	■	■	■	■	■	■	■	■
Rear passenger compartment, high-end	□	□	□	□	□	□	□	□
Rear-seat backrest split asymmetrically (2:1)	□	□	□	□	□	□	□	□
Rev counter with Energy Control	■	■	■	■	■	■	■	■
Roof lining in Anthracite	□	□	□	□	□	□	□	□
Seats/seat comfort:								
– Active seat for driver	□	□	□	□	□	□	□	□
– Active seats for driver and front passenger	□	□	□	□	□	□	□	□
– Comfort seats for driver and front passenger	□	□	□	□	□	□	□	□
– Standard seats in multi-zone foam technology, adjustable for length and height, driver's seat with additional adjustment for angle	■	■	■	■	■	■	■	■
– Seat heating on driver's and front passenger's seats	□	□	□	□	□	□	□	□
– Seat adjustment, electrical, for driver and front passenger, with memory function on driver's seat and exterior mirrors from the 530i, incl electrical adjustment of steering column and easy access	□	□	□	□	□	□	□	□
– Sports seats for driver and front passenger	□	□	□	□	□	□	□	□
Service Interval Indicator	■	■	■	■	■	■	■	■
Ski-bag	□	□	□	□	□	□	□	□
Smoker package	□	□	□	□	□	□	□	□
Spare wheel stored in luggage compartment beneath the floor	■	■	■	■	■	■	■	■
Steering wheels:								
– Leather steering wheel, gearshift lever knob in leather	■	■	■	■	■	■	■	■
– M leather steering wheel	□	□	□	□	□	□	□	□
– Multifunction controls on leather steering wheel (operation of radio and cruise control as well as telephone and steering wheel heating)	□	□	□	■	■	□	□	□
– Sports leather steering wheel	□	□	□	□	□	□	□	□
Steering wheel heating	□	□	□	□	□	□	□	□
Storage pockets on the front seat backrests	■	■	■	■	■	■	■	■
Storage space in the driver's storage box, in the front and rear doors	■	■	■	■	■	■	■	■
Telephones:								
– Car telephone, GSM, cordless	□	□	□	□	□	□	□	□
– Mobile phone, prepared for, with Bluetooth interface	□	□	□	□	□	□	□	□
Toolkit integrated in rear lid	■	■	■	■	■	■	■	■
TV function for on-board monitor (in conjunction with navigation system)	□	□	□	□	□	□	□	□
Twin-tone horn	■	■	■	■	■	■	■	■
Universal garage opener, integrated	□	□	□	□	□	□	□	□
Upholstery:								
– Flat-weave cloth	■	■	■	■	■	■	■	■
– Montana leather	□	□	□	□	□	□	□	□
Vanity mirrors, illuminated, with slide cover on driver's and front passenger's mirrors	■	■	■	■	■	■	■	■
Voice entry system	□	□	□	□	□	□	□	□
Warning triangle and first-aid kit	■	■	■	■	■	■	■	■
Window lifts, electrical, front and rear, with open/close fingertip control, trap release and all-round comfort closing function	■	■	■	■	■	■	■	■

Exterior equipment	520i	525i	530i	535i	540i	520d	525d	530d
All-round anti-corrosion system with partial hot-galvanising, phosphate treatment and cathodic dip bath, preservation of hollow cavities, underfloor protection	■	■	■	■	■	■	■	■
Bumpers and exterior mirrors in body colour	■	■	■	■	■	■	■	■
Door cutouts with chrome inserts	■	■	■	■	■	■	■	■
Door handles in body colour	■	■	■	■	■	■	■	■
Dual glazing on door side windows	□	□	□	□	□	□	□	□
Engine compartment lid and rear lid supported by gas pressure springs	■	■	■	■	■	■	■	■
Exterior mirrors in aspheric design, blue-tinted, electrically adjustable, heated	■	■	■	■	■	■	■	■
Exterior mirrors with automatic anti-dazzle and fold-in function	□	□	□	□	□	□	□	□
Front ornamental grille with chrome-plated vertical slats	–	–	–	■	■	–	–	–
Heat-insulating glass	□	□	□	□	□	□	□	□
Heat-insulating glass all round, green, with laminated windscreen	■	■	■	■	■	■	■	■
Metallic paintwork	□	□	□	□	□	□	□	□
Model designation, dropped	□	□	□	□	□	□	□	□
Radio remote control, key with automatically recharging battery	■	■	■	■	■	■	■	■
Screenwasher jets, heated	■	■	■	■	■	■	■	■
Towbar with removable ball head	□	□	□	□	□	□	□	□
Wheel arches at the front with plastic inserts	■	■	■	■	■	■	■	■
Wheels:								
– Aluminium top wheels with flush wheel cover, 15"	–	–	–	–	–	■	–	–
– Light-alloy wheels in star-spoke styling 83, 15"	■	■	–	–	–	□	■	–
– Light-alloy wheels in radial-spoke styling 48, 16"	□	□	■	□	□	□	□	■
– Light-alloy wheels in parallel-spoke styling 82, 16"	□	□	□	■	■	□	□	□
– Light-alloy wheels in double-spoke styling 71, 17"	□	□	□	□	□	□	□	□
– Light-alloy wheels in star-spoke styling 81, 17"	□	□	□	□	□	□	□	□
– Light-alloy wheels in cross-spoke styling 42, different-sized tyres, 18"	□	□	□	□	□	□	□	□
– Light-alloy wheels in M parallel-spoke styling 37, 18"	□	□	□	□	□	□	□	□
Windscreen with green stripe	□	□	□	□	□	□	□	□

Weight		520i	525i	530i	535i	540i	520d	525d	530d
Unladen, EU¹	kg	1570 [1600]	1575 [1605]	1605 [1635]	1685 [1730]	1705 [1735]	1565	1670 [1680]	1700 [1710]
Max permissible	kg	2005 [2035]	2010 [2040]	2070 [2100]	2150 [2195]	2170 [2200]	2000	2135 [2145]	2165 [2175]
Permitted load	kg	510	510	540	540	540	510	540	540
Permitted axle load, front/rear	kg	985/1125	985/1125	1020/1170	1090/1200	1090/1200	975/1135	1060/1170	1080/1170
Permitted roof load	kg	100	100	100	100	100	100	100	100
Permitted trailer load, unbraked²	kg	750	750	750	750	750	750	750	750
Permitted trailer load, braked,² max 12% gradient	kg	1500 [1700]	1800 [1900]	2000	2000	2000	1600	1800 [2000]	2000
Permitted trailer load, braked,² max 8% gradient	kg	1900	1900	2000	2000	2000	1900	2000	2000
Engine³, 4		520i	525i	530i	535i	540i	520d	525d	530d
Cylinders/valves		6/4	6/4	6/4	8/4	8/4	4/4	6/4	6/4
Capacity	cc	2171	2494	2979	3498	4398	1951	2497	2926
Stroke/bore	mm	72.0/80.0	75.0/84.0	89.6/84.0	78.9/84.0	82.7/92.0	88.0/84.0	82.8/80.0	88.0/84.0
Max output	kW/bhp/rpm	125/170/6100	141/192/6000	170/231/5900	180/245/5800	210/286/5400	100/136/4000	120/163/4000	142/193/4000
Max torque	Nm/lb-ft/rpm	210/155/3500	245/181/3500	300/221/3500	345/254/3800	440/324/3600	280/206/1750	350/258/2000-2500	410/302/1750-3000
Compression ratio	:1	10.7	10.5	10.2	10.0	10.0	19.0	17.5	18.0
Transmission⁵		520i	525i	530i	535i	540i	520d	525d	530d
Standard transmission ratios	I/II :1	4.23/2.52	4.23/2.52	4.21/2.49	4.21/2.49	4.23/2.53	5.09/2.80	5.24/2.92	5.24/2.92
	III/IV :1	1.66/1.22	1.66/1.22	1.66/1.24	1.66/1.24	1.67/1.23	1.76/1.25	1.82/1.27	1.82/1.27
	V/VI/R :1	1.00/-/4.04	1.00/-/4.04	1.00/-/3.85	1.00/-/3.85	1.00/0.83/3.75	1.00/-/4.71	1.00/-/4.72	1.00/-/4.72
Final drive ratio	:1	3.38	315	2.93	2.93	2.81	2.56	2.35	2.35
Performance		520i	525i	530i	535i	540i	520d	525d	530d
Top speed	km/h	226 [220]	238 [232]	250* [244]	250* [247]	250* [250*]	206	219 [219]	230 [230]
Acceleration 0-100 km/h	sec	9.1 [10.2]	8.1 [8.9]	7.1 [7.6]	6.9 [7.6]	6.2 [6.4]	10.6	8.9 [9.1]	7.8 [8.0]
Standing-start km	sec	29.9 [31.3]	28.9 [29.8]	27.2 [27.9]	27.1 [28.1]	25.9 [26.3]	31.7	30.1 [30.4]	28.5 [29.2]
Acceleration 80-120 km/h in fourth gear (standard gearbox)	sec	9.4	8.4	7.3	7.4	6.2	9.3	7.8	6.9
Fuel consumption³, 4		520i	525i	530i	535i	540i	520d	525d	530d
Urban	ltr/100 km	12.2 [13.5]	13.1 [14.4]	13.1 [15.5]	17.5 [17.7]	18.4 [18.2]	7.8	9.2 [11.1]	9.7 [11.8]
Extra-urban	ltr/100 km	7.1 [7.8]	7.2 [7.9]	7.4 [7.9]	8.5 [8.6]	8.8 [8.9]	4.7	5.3 [6.4]	5.6 [6.3]
Composite	ltr/100 km	9.0 [9.9]	9.4 [10.3]	9.5 [10.7]	11.8 [11.9]	12.3 [12.3]	5.9	6.7 [8.1]	7.1 [8.3]
CO₂ emissions	g/km	216 [237]	225 [247]	229 [257]	283 [286]	295 [295]	156	179 [216]	189 [221]
Tank capacity	ltr	70	70	70	70	70	70	70	70

Figures in [] apply to vehicles with 5-speed EH automatic transmission. On all models with 5-speed EH automatic transmission, 5th gear serves as an overdrive economy gear.

1 The figure includes a 90 percent tank filling, 68 kg for the driver and 7 kg for luggage. Unladen weight applies to vehicles in standard trim. Special equipment may increase this figure.

2 The overall weight of the trailer may not exceed the maximum permissible trailer load plus the maximum permissible towbar download.

3 The 6-cylinder and 8-cylinder petrol engines are designed for RON 98 fuel. They may be run on fuel down to RON 91 with a slight decrease in engine power and an increase in fuel consumption.

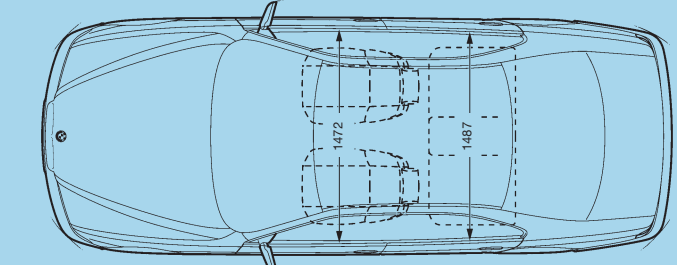
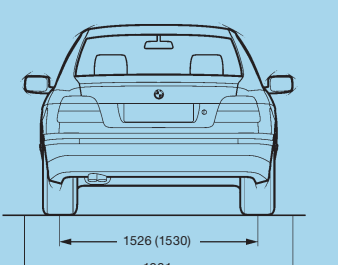
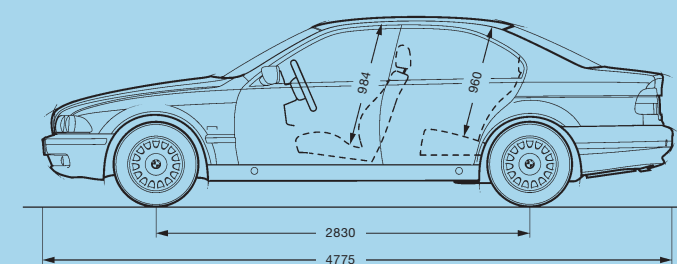
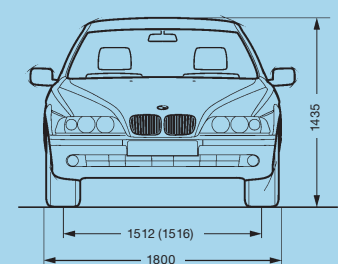
4 All BMW 5 Series six-cylinder petrol engines comply with the EU4 emission standard, the diesel engines and all 8-cylinder power units fulfil the EU3 standard. Fuel consumption is determined in accordance with the ECE driving cycle made up of approximately one-third urban traffic and two-thirds extra-urban driving (related to the distance covered). CO₂ emissions are measured in addition to fuel consumption.

5 Figures for manual gearbox.

6 Electronically limited.

Wheels	520i	525i	530i	535i	540i	520d	525d	530d
Tyre dimensions	205/65 R 15 V	225/60 R 15 W	225/55 R 16 W	225/55 R 16 W	225/55 R 16 W	205/65 R 15 V	205/65 R 15 V	225/55 R 16 W
Rim dimensions	7 J x 15	7 J x 15	7 J x 16	7 J x 16	7 J x 16	6.5 J x 15	7 J x 15	7 J x 16
Material	Light alloy	Light alloy	Light alloy	Light alloy	Light alloy	Aluminium top	Light alloy	Light alloy

Electrical system	520i	525i	530i	535i	540i	520d	525d	530d
Battery capacity	Ah 70	70	70	90	90	80	95	95
Alternator	A/W 90/1260	90/1260	90/1260	150/2100	150/2100	120/1680	120/1680	120/1680



All dimensions of technical drawings in millimetres. Figures in () apply to the 520i, 520d and 525d. Luggage compartment capacity 460 litres (to VDA standard).

Figures in [] apply to vehicles with 5-speed EH automatic transmission. On all models with 5-speed EH automatic transmission, 5th gear serves as an overdrive economy gear.

1 The figure includes a 90 percent tank filling, 68 kg for the driver and 7 kg for luggage. Unladen weight applies to vehicles in standard trim. Special equipment may increase this figure.

2 The overall weight of the trailer may not exceed the maximum permissible trailer load plus the maximum permissible towbar download.

3 The 6-cylinder and 8-cylinder petrol engines are designed for RON 98 fuel. They may be run on fuel down to RON 91 with a slight decrease in engine power and an increase in fuel consumption.

4 All BMW 5 Series six-cylinder petrol engines comply with the EU4 emission standard, the diesel engines and all 8-cylinder power units fulfil the EU3 standard. Fuel consumption is determined in accordance with the ECE driving cycle made up of approximately one-third urban traffic and two-thirds extra-urban driving (related to the distance covered). CO₂ emissions are measured in addition to fuel consumption.

5 Figures for manual gearbox.

6 Electronically limited.

The models illustrated in this brochure show the specifications for the **German** market. In part, they include optional equipment and accessories not fitted as standard. According to the specific requirements of other markets, alterations in models, standard and optional equipment, as described in this brochure, may occur. For precise information on model features and the exact level of equipment, please contact your BMW partner. Subject to change in design and equipment. Subject to error.

© BMW AG, Munich/Germany. Not to be reproduced wholly or in part without written permission of BMW AG, Munich.