

July 2023
Production


THE NEW X5



The model shown in the imagery in this brochure is the X540i petrol model and is for information only. This model is not available to purchase in New Zealand.



DISCOVER THE BMW X5



Play a curated BMW Spotify Playlist

With its distinctive Sports Activity Vehicle proportions and pared-back surface treatment, the BMW X5 represents a clear example of elegant presence, powerful assurance and broad-based functionality at work. The smoothly assured character exuded by the new BMW X5 in every situation.



Book a test drive



Find a BMW dealer



Build my BMW

The model shown in the imagery in this brochure is the X540i petrol model and is for information only. This model is not available to purchase in New Zealand.



ATHLETIC

ELEGANCE



The model shown in the imagery in this brochure is the X540i petrol model and is for information only. This model is not available to purchase in New Zealand.



EXPRESSIVE

SPORTINES

The model shown in the imagery in this brochure is the X540i petrol model and is for information only. This model is not available to purchase in New Zealand.



X5 xDRIVE30d (12EV)

Show model highlights

 Build my BMW



MODEL HIGHLIGHTS

- 20" M light alloy wheels Star-spoke 740 M Bicolour Orbit Grey
- Adaptive LED headlights with high-beam assist
- BMW Head-Up Display
- BMW Live Cockpit Professional
- BMW xDrive
- HiFi Loudspeaker system with 205W digital amplifier and 10-loudspeakers
- M Sport Package
- Panorama Glass Sunroof
- Parking Assistant Professional
- Vegan Leather 'Verino' upholstery

Consumption	8.2l / 100km ^[1]
0-100km/h	6.1 sec
Engine	6-cylinder
CO2	217.7g / km ^[1] *
Transmission	8-speed Sport Automatic
Power/Torque	210 kW / 650Nm

Price incl. GST **\$ 149,900**

Clean Car Programme (Estimated Rebate / Fee)* **TBC**

* To obtain NZ CO2 figures for vehicles imported by BMW Group NZ in relation to the NZ Clean Car discount or "FeeBate" you will need to contact your preferred dealer. The Clean Car discount figures sourced from your dealer will differ from those listed in the BMW owner's handbook and reported figures as they have been converted by the NZ government to WLTP3 from figures derived through one of the following testing procedures: WLTP4 or NEDC. For more information on the New Zealand Clean Car Programme, please [click here](#).



X5 xDRIVE40d (22EV)

Show model highlights

 Build my BMW



MODEL HIGHLIGHTS

- 20" M light alloy wheels Star-spoke 740 M Bicolour Orbit Grey

Consumption	8.4l / 100km ^[1]
0-100km/h	5.5 sec
Engine	6-cylinder
CO2	221g / km ^[1] *
Transmission	8-speed sport automatic
Power/Torque	259 kW / 720Nm

Price incl. GST **\$162,900**

Clean Car Programme (Estimated Rebate / Fee)* **TBC**


* To obtain NZ CO2 figures for vehicles imported by BMW Group NZ in relation to the NZ Clean Car discount or "FeeBate" you will need to contact your preferred dealer. The Clean Car discount figures sourced from your dealer will differ from those listed in the BMW owner's handbook and reported figures as they have been converted by the NZ government to WLTP3 from figures derived through one of the following testing procedures: WLTP4 or NEDC.
For more information on the New Zealand Clean Car Programme, please [click here](#).



X5 xDRIVE50e (42EU)

PLUG-IN-HYBRID

Show model highlights

 Build my BMW



MODEL HIGHLIGHTS

- Adaptive 2-axle air suspension with automatic self-levelling suspension
- BMW Hybrid Synchronous motor generating 145kW
- Charging cable (Mode 2) for home socket max power at 1.8kW
- Charging cable (Mode 3) for public charging stations
- eDrive Services
- High-voltage battery, 29.5 kWh gross capacity

Consumption	1.1l / 100km ^[1]
0-100km/h	4.8 sec
Engine	6-cylinder
CO2	26.6g / km ^[1] *
Transmission	8-speed sport automatic
Power/Torque	360 kW / 700Nm

Price incl. GST **\$ 174,900**


Clean Car Programme (Estimated Rebate / Fee)* **TBC**

* To obtain NZ CO2 figures for vehicles imported by BMW Group NZ in relation to the NZ Clean Car discount or "FeeBate" you will need to contact your preferred dealer. The Clean Car discount figures sourced from your dealer will differ from those listed in the BMW owner's handbook and reported figures as they have been converted by the NZ government to WLTP3 from figures derived through one of the following testing procedures: WLTP4 or NEDC. For more information on the New Zealand Clean Car Programme, please [click here](#).



X5 M60i (32EU)

Show model highlights

 Build my BMW



MODEL HIGHLIGHTS

- 22" M light alloy wheels V-spoke style 747 M Bicolour
 - Adaptive M Suspension Professional
 - Automatic air conditioning with 4-zone control
 - BMW Individual instrument panel finished in leather
 - Door sill finishers with 'M60i' designation, front
 - harman / kardon Surround Sound system, 16 loudspeakers, 464W digital amplifier
 - M Sport Pro package
 - Metallic Paint
- *Excludes BMW Individual

Consumption	12.3l / 100km ^[1]
0-100km/h	4.3 sec
Engine	8-cylinder
CO2	269.4g / km ^[1] *
Transmission	8-speed sport automatic
Power/Torque	390 kW / 750Nm

Price incl. GST **\$ 199,900**

Clean Car Programme (Estimated Rebate / Fee)* **TBC**

* To obtain NZ CO2 figures for vehicles imported by BMW Group NZ in relation to the NZ Clean Car discount or "FeeBate" you will need to contact your preferred dealer. The Clean Car discount figures sourced from your dealer will differ from those listed in the BMW owner's handbook and reported figures as they have been converted by the NZ government to WLTP3 from figures derived through one of the following testing procedures: WLTP4 or NEDC.
For more information on the New Zealand Clean Car Programme, please [click here](#).



X5 HIGHLIGHTS



CAPTIVATING LOOKS

Comprehensive design modifications make the BMW X5 appear like a new model. The BMW kidney grille and headlights have been substantially redesigned, lending the front an expressive appearance and an even wider stance. Equally conspicuous: the new front apron design. The rear, with its slender, three-dimensional taillights and striking modifications to the rear apron, also looks remarkably different.



SEEING STARS

The Panorama Glass Roof Sky Lounge enthralls and delights with a newly designed light show using light threads backlit by LED units. This structure replicates the pattern of the quilting on the seat surfaces, and the colour world of the light effects takes their cues from the activated My Mode, and can also be selected independently.



BOLSTERED POWER

The BMW X5 is offered with a choice of five engines – from 219 kW (xDrive30d) to a V8 delivering 390 kW (M60i xDrive). The most powerful model's output remains unchanged compared to that of its predecessor. The X5 xDrive50e plug-in hybrid will enjoy the biggest power boost, delivering 70 kW more than its predecessor, for a total output of 360 kW. It will also offer an electric range of up to 110 kilometres (WLTP).



INNOVATIVE APPEARANCE

The cockpit of the new BMW X5 and has been completely updated. The new elegant BMW instrument panel with BMW Curved Display acts as the main eye-catcher. The BMW Curved Display underlines the high level of digitalisation and lends the cockpit a very modern appeal. The instrument panel has a clear structure and is focused on the essentials. This amplifies the particularly sleek and sophisticated ambience.



INTELLIGENT ASSISTANCE

BMW X5 customers have access to the most advanced range of standard and optional BMW driver assistance systems. They enhance comfort and reduce stress, for even more safety on the road. These are complemented by the Parking Assistant with functions such as the Reversing Assistant, Lateral Parking Aid, Parking Start-up Monitoring, Trailer Assist and the Reversing Assist Camera with panoramic view.



EXTERIOR OPTIONS



The model shown in the imagery in this brochure is the X540i petrol model and is for information only. This model is not available to purchase in New Zealand.

Non-Metallic Paint



Alpine White 300

Metallic Paint



Blue Mountain Ridge C35
\$2,000 / NCO (with Innovations package)



Black Sapphire 475
\$2,000 / NCO (with Innovations package)
NCO



M Carbon Black 416
\$2,000 / NCO (with Innovations package)
NCO



Mineral White A96
\$2,000 / NCO (with Innovations package)
NCO



M Brooklyn Grey C4P
\$2,000 / NCO (with Innovations package)
NCO



Skyscraper Grey C4W
\$2,000 / NCO (with Innovations package)
NCO



Manhattan C3D
\$2,000 / NCO (with Innovations package)
NCO



M Marina Bay Blue C1K
N/A
NCO

BMW Individual Paint



Dravit Grey C36
\$4,400 / \$2,200 (with Innovations package)
\$2,200



Tanzanite Blue C3Z
\$4,400 / \$2,200 (with Innovations package)
\$2,200



Ametrine X1B
\$4,400 / \$2,200 (with Innovations package)
\$2,200

xDrive30d xLine	xDrive30d M Sport	xDrive40d M Sport	xDrive50e M Sport	M60i
•	•	•	•	•
◦	-	-	-	-
◦	◦	◦	◦	◦
-	◦	◦	◦	◦
◦	◦	◦	◦	◦
-	◦	◦	◦	◦
◦	◦	◦	◦	◦
-	◦	◦	◦	◦
-	-	-	-	◦
-	◦	◦	◦	◦
-	◦	◦	◦	◦



WHEELS



1SB
19" LIGHT ALLOY WHEELS
V-SPOKE STYLE 734
REFLEX SILVER
with runflat tyres

9 J × 19 / tyres 265/50 R 19

*Only available with xLine



1SE
20" LIGHT ALLOY WHEELS
V-SPOKE STYLE 738
BICOLOUR FERRIC GREY
with runflat tyres

Front: 9 J × 20 / tyres 275/45 R 20

Rear: 10.5 J × 20 / tyres 305/40 R 20

*Only available with xLine



1TC
20" M LIGHT ALLOY WHEELS
STAR-SPOKE STYLE 740 M
BICOLOUR ORBIT GREY
with runflat tyres

Front: 9 J × 20 / tyres 275/45 R 20

Rear: 10.5 J × 20 / tyres 305/40 R 20

*Only available with M Sport Package
Snow chains cannot be fitted



1PA
22" M LIGHT ALLOY WHEELS
DOUBLE-SPOKE STYLE 742
M BICOLOUR JET BLACK

Front: 9.5 J × 22 / tyres 275/35 R 22

Rear: 10.5 J × 22 / tyres 315/30 R 22

*Only available with M Sport Package
Available at no cost as part of Innovations Package
Snow chains cannot be fitted
Not available with runflat tyres



1PQ
22" M LIGHT ALLOY WHEELS
DOUBLE-SPOKE STYLE 742 M

Front: 9.5 J × 22 / tyres 275/35 R 22

Rear: 10.5 J × 22 / tyres 315/30 R 22

*Only available with M Sport Package
Available at no cost as part of Innovations Package
Snow chains cannot be fitted
Not available with runflat tyres



1W7
22" BMW INDIVIDUAL LIGHT
ALLOY WHEELS V-SPOKE
STYLE 745 I ORBIT GREY

Front: 9.5 J × 22 / tyres 275/35 R 22

Rear: 10.5 J × 22 / tyres 315/30 R 22

*Only available with M Sport Package
Available at no cost as part of Innovations Package
Snow chains cannot be fitted



1SM
22" M LIGHT ALLOY WHEELS
V-SPOKE STYLE 747 M
BICOLOUR

Front: 9.5 J × 22 / tyres 275/35 R 22

Rear: 10.5 J × 22 / tyres 315/30 R 22

Snow chains cannot be fitted
Not available with runflat tyres

- NCO**
- xDrive30d
 - xDrive40d
 - xDrive50e
 - M60i

- NCO**
- xDrive30d
 - xDrive40d
 - xDrive50e
 - M60i

- NCO**
- xDrive30d
 - xDrive40d
 - xDrive50e
 - M60i

- \$3,000**
- xDrive30d
 - xDrive40d
 - xDrive50e
 - M60i


- \$3,000**
NCO
- xDrive30d
 - xDrive40d
 - xDrive50e
 - M60i

- \$3,000**
NCO
- xDrive30d
 - xDrive40d
 - xDrive50e
 - M60i

- NCO**
- xDrive30d
 - xDrive40d
 - xDrive50e
 - M60i



INTERIOR OPTIONS



'Verino' Vegan Leather Coffee
KPHF
NCO



'Verino' Vegan Leather Cognac
KPRI
NCO



'Verino' Vegan Leather Black
KPSW
NCO



'Verino' Vegan Leather
Silverstone **KPA9**
(not available with xLine)
NCO

BMW Individual



BMW Individual 'Merino' Black
VASW
\$4,000
With Executive Package **\$2,500**



BMW Individual 'Merino' Coffee
VAHF
\$4,000
With Executive Package **\$2,500**



BMW Individual 'Merino'
Ivory White **VAEW**
\$4,000
With Executive Package **\$2,500**



BMW Individual 'Merino'
Tarfuto **VATQ**
\$4,000
With Executive Package **\$2,500**

* BMW 'Merino' Leather must be ordered in conjunction with Executive Package or Comfort seats (456) at an additional cost.

xDrive30d
xDrive40d
xDrive50e
M60i

○ ○ ○ ○

○ ○ ○ ○

● ● ● ●

○ ○ ○ ○

○ ○ ○ ○

○ ○ ○ ○

○ ○ ○ ○

○ ○ ○ ○



TRIM OPTIONS



Fine-wood trim 'Fineline Stripe' brown high-gloss **4KR**
(standard with xLine)
NCO



Fine-wood trim 'Fineline' Black with metal effect high-gloss **4LM**
(not available with xLine)
NCO

BMW Individual



BMW Individual interior trim finishers piano finish Black **4ML**
\$800



BMW Individual interior trim finishers ash 'flowing grey' open pored **XEE**
\$800



M interior trim finishers Carbon Fibre **4MC**
\$1,700

xDrive30d
xDrive40d
xDrive50e
M60i

○ ○ ○ ○

● ● ● ●

○ ○ ○ ○

○ ○ ○ ○

○ ○ ○ ○



BMW INDIVIDUAL

The expression of personality.

Accentuate your own character with genuine exclusivity: this is precisely what BMW Individual aspires to. Whether you are seeking a special colour or exclusive materials, you can provide a perfect figure for your inspirations. With an automobile that matches your preferences precisely, down to the finest detail. BMW Individual – an expression of personality.



LIMITLESS.

From Dakar Yellow to Nardo Grey: BMW Individual offers you a wide range of exclusive paint finishes to choose from. More than 120 different colours are available, allowing every character to find its own personal expression. Matt paint finishes by BMW Individual boldly emphasise the powerful design language of every BMW.



UNMISTAKABLE.

In designing the details of the interior with immaculate fine-grain Merino leather, BMW Individual leaves you a completely free hand. From the choice of colours to the composition of impressive leather coverings in Bicolour, everything is possible. Masterly contrasting stitching produces an exclusive character. Personalised signets and monograms form highlights of individualisation.



LIMITLESS.

All trims have one thing in common: they are made of the highest quality materials. Whether they are made of aluminium mesh, carbon or precious wood - create exciting contrasts in the interior of your BMW M or achieve corresponding effects between the interior and accent trims and the leather upholstery.

[Start BMW Individual Visualiser](#)



THE BMW CONNECTED DRIVE



DIGITAL KEY

Why put your key in the ignition if you have your smartphone with you? The Digital Key allows you to lock and unlock your BMW and even start the engine without needing a physical key. It can be downloaded to your smartphone using the My BMW app and shared with family and friends.



CONNECTED NAVIGATION

The My BMW app can import appointments and addresses from your smartphone straight into the navigation system to begin route guidance. The system also calculates the optimum departure time based on real-time traffic information and informs the driver with an app notification on their smartphone.



CONNECTED PACKAGE PROFESSIONAL

Remote Services, Real Time Traffic Information, Apple CarPlay® preparation or perhaps In-Car Experiences? Why order individual options when you can have everything together? With the Connected Package Professional, you can enjoy these services from BMW ConnectedDrive.



DRIVING ASSISTANT

Driving Assistant Professional offers optimum comfort and maximum safety during lots of critical or monotonous driving situation with Steering and lane control assistant incl. support in narrow places, Emergency Stop Assistant, local hazard warning, Lane Keeping Assistant with active side collision protection and other safety functions.



THE BMW LIVE COCKPIT

The brand new infotainment, navigation and multimedia system (BMW Operating 8.5) provides cutting edge innovations as standard. Incorporating new generations of professional multimedia, BMW Live Cockpit Professional features high resolution control display, fully digital instrument panel and includes the ConnectedDrive digital services



BMW xDRIVE

Weather changes and road situations can change in a flash, whatever the season. But with xDrive, BMW's intelligent all-wheel drive system, your car will respond quickly to allow you to enjoy maximum driving pleasure, even on the most difficult road surfaces. 4WD, all-wheel drive and 4x4 are all terms that are used interchangeably, but all equate to the same thing. BMW xDrive is powered by an extra layer of intelligence, making it one of the most technically advanced all-wheel drive systems in the segment.

THE INTELLIGENT ALL-WHEEL DRIVE SYSTEM FROM BMW



The xDrive system is automatically enabled each time the engine is started, so it is permanently engaged to ensure you have maximum grip in all conditions. Therefore, it is not necessary or possible to activate or deactivate the system.



BMW WALLBOX

Stay charged and ready to go with the BMW Wallbox Gen 3. With its safe and high-charging capacity of up to 22kW*, start charging any vehicle as soon as it's connected. Featuring clever compact design and easy to use cable management, the Wallbox connects directly to the power supply, so you always have the power you need for the journey ahead. BMW Wallbox's are suitable for all fully electric and hybrid vehicles that have a type 2 charging socket.



To discover more about how the BMW Wallbox works please click to watch a quick information video.

Each BMW 3rd Generation Wallbox package includes all mounting hardware and fixings including the Wallbox itself, installation instructions, the operating manual and drilling template. The BMW Wallbox is designed for indoor and outdoor use. When selecting the installation site, consider access from the charging socket to the vehicle and the direction in which the vehicle is normally parked.



MEDIUM SUV

7.5 Hours to charge 0–100%^

55% charged in 4 hours



LARGE SUV

7.15 Hours to charge 0–100%^

56% charged in 4 hours



^The calculation takes into account consumption and charging performance. Values refer to 29-33 degrees Celsius battery start and ambient temperature with certification values excluding additional auxiliary consumers such as seat heating, displays, air conditioning. Individual consumption may vary (depending on e.g. driving profile, temperature, ambient conditions) as well as the individually achievable charging performance (depending on e.g. battery state of charge, vehicle air conditioning). Charging performance is based on the maximum possible charging performance (depending on charging type and vehicle).



EVERY GREAT REVOLUTION BEGINS WITH A CHARGE

ChargeNow, in cooperation with ChargeNet, enables BMW i customers in New Zealand to access the entire ChargeNet® network of public charging stations with a single ChargeNow membership.

BMW owners that join will receive FREE membership including ChargeNow key fob and 10% discount on all charging sessions used in the ChargeNow charging network for the first 24 months.

ChargeNow, makes everyday on-the-go charging a convenient and seamless part of owning a BMW i vehicle. Through ConnectedDrive, the in-vehicle BMW i navigation (through Navigation Professional) or by using the BMW i Remote app, BMW i drivers can easily locate the nearest public charging stations, with real time use status shown, if available.

All BMW i owners are provided 2 complimentary ChargeNow key fobs with each BMW i vehicle, for customer support and access to all public charging locations on ChargeNet's growing network - to plug in and charge the BMW i.

VISIT [CHARGENOW.CO.NZ](https://www.chargenow.co.nz)



WHERE CAN I CHARGE MY CAR?

There are a growing number of stations across New Zealand and are expanding all the time. Find your favourite station in a certain location or quickly view recent charging stations.

CHARGENOW LOCATIONS

THE BMW i REMOTE APP

Find public charging stations, check availability, and send their locations directly to your BMW i. Communicate directly with your BMW i vehicle, including car location, range, and battery levels. Set preconditioning, for optimal battery and cabin temperature. Locate points of interest.

GET IT ON
Google Play

Download on the
App Store

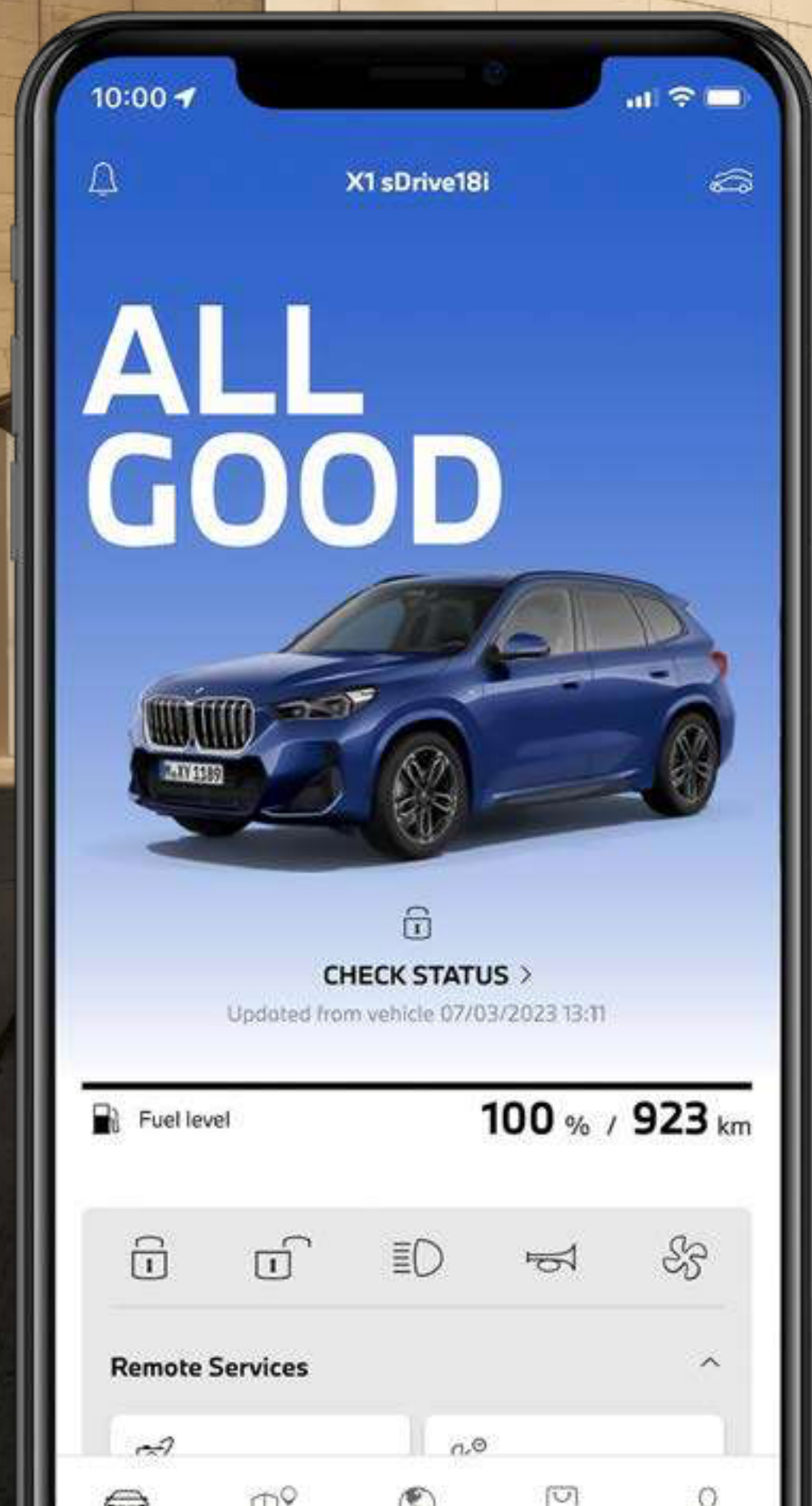


MY BMW APP

STAY IN THE DRIVER'S SEAT,
WHEREVER YOU ARE.

Connect your vehicle to your life. The My BMW App keeps you at the wheel with total control of your BMW, whether you're in your vehicle or not.

- **Remote control**
Lock and unlock your BMW from wherever you are.
- **Location location location**
Access your car's location remotely and send locations to your car's GPS, so you're always ready for the journey.
- **Driving conditions**
Set the temperature of your car remotely for the perfect climate the moment you open the door.
- **Great service**
Let your BMW tell you when it's time for a service, then schedule it with just a touch.
- **It's personal**
It's MyBMW, after all. Enter your BMW's colour palette, and the app design follows suit.





THE X5 PACKAGES



The model shown in the imagery in this brochure is the X540i petrol model and is for information only. This model is not available to purchase in New Zealand.



INNOVATIONS PACKAGE

- Metallic Paint ^
- 22" BMW light alloy wheels
- Tyre pressure monitoring system (2VB)
- harman / kardon 16-speaker surround sound system (688)*
- Glass application 'Crafted Clarity' (4A2)
- Seat heating for 2nd row passengers (4HA)
- Heated and cooled cup holders in front centre console (44A)
- Heat comfort package, front incl. heated armrest in centre console, door trim panel and steering wheel heating (4HB)
- Roller sunblind, manually operated for rear side windows (417)

Additionally for the X5 xDrive30d, X5 xDrive40d and X5 xDrive50e:

- Automatic air conditioning with 4-zone control (4NB)

* Upgrade to Bowers & Wilkins Diamond Surround (6F1) sound system available for \$8,000.

^ BMW Individual Paint is an additional \$2,200.

\$9,800
\$2,500

xDrive30d
xDrive40d
xDrive50e
M60i

o o o
o



The model shown in the imagery in this brochure is the X540i petrol model and is for information only. This model is not available to purchase in New Zealand.

EXECUTIVE PACKAGE

• Glass application 'Crafted Clarity'	(4A2)	\$8,500*
• Panorama glass roof, Skylounge	(407)	\$6,500
• Comfort seats, front	(456)	
• Active seat ventilation in the front seats	(453)	
• Massage function, front seat	(4T7)	
• Gesture control	(6U8)	

Additionally for the X5 xDrive30d, X5 xDrive40d and X5 xDrive50e:

• Automatic soft-close doors	(323)	
• harman / kardon 16-speaker surround sound system	(688)^	

* Executive Package pricing when ordered in conjunction with Innovations Package is \$6,500.
^ Upgrade to Bowers & Wilkins Diamond Surround (6F1) sound system available for \$8,000 .

xDrive30d
xDrive40d
xDrive50e
M60i

○ ○ ○
○



M SPORT PRO PACKAGE

- M High-gloss Shadowline with extended contents.
Includes BMW kidney grille in High-gloss Shadowline finish
- M Lights Shadowline
- M Seat belts
- M Sport brakes, Red high-gloss
M Sport brakes, Blue available as no cost alternative (2NH)

Additionally for the X5 xDrive30d and xDrive40d:

- M Sport exhaust

(7M9)

(3MF)

(4GQ)

(3M2)

(1MA)

\$3,000
\$2,500
NCO

xDrive30d
xDrive40d
xDrive50e
M60i

- ○
-
-



THE X5 EQUIPMENT



STANDARD EQUIPMENT

X5 xDRIVE 30d

ENGINE, POWERTRAIN AND TECHNOLOGY

- TwinPower Turbo inline 48V mild-hybrid 6-cylinder diesel engine
- 8-speed sport automatic transmission, Steptronic with gearshift paddles
- Adaptive M Suspension
- Driving Experience Control, Sport, Comfort and ECO PRO modes
- Auto Start/Stop function
- Brake Energy Regeneration
- Brake-pad wear indicator
- Diesel particulate filter
- Electric power steering with Servotronic
- Hill Descent Control (HDC) with electromechanical parking brake
- M Sport brakes, blue painted brake callipers with 'M' designation
- Performance control, optimal torque is distributed to the individual wheels depending on the driving situation
- Start/Stop button
- BMW xDrive, permanent all-wheel drive system with fully variable torque split

EXTERIOR DESIGN AND FEATURES

- 20" M light alloy wheels Star-spoke 740 M Bicolour Orbit Grey, Runflat tyres
- Panorama glass sunroof
- M Sport Package (xLine also available as a NCO)
- M Aerodynamics package
- M High-gloss Shadowline
- M Roof rails high-gloss Shadowline
- Air breather surround in high-gloss black
- Exhaust pipe, trapezoidal, dual system left and right with chrome finisher Active Air Stream kidney grille with frame in chrome with kidney strut front surfaces in satinised aluminium

LIGHT AND SIGHT

- Adaptive LED headlights with high-beam assist
- Rear LED taillights
- Fog lights, rear
- Electric fold-in side mirrors
- Exterior side mirrors, heated and electrically adjustable with anti-dazzle function for driver side and auto-dipping function on passenger side
- Interior rear-view mirror with automatic anti-dazzle function
- Ambient interior lighting with 6 pre-defined selectable light designs incl. Welcome Light Carpet and Dynamic Contour lighting

DRIVER ASSISTANCE

- BMW Head-Up Display
- Driving Assistant Professional, incl. Active Cruise Control with Stop&Go function, Cross traffic warning on the front & rear, Steering & Lane Control Assistant, Lane keeping assistant with Side Collision Warning, Lane Change Assistant, Crossroads warning, Evasion Aid and Speed Limit Info with automatic Speed Limit Assist
- Parking Assistant Professional, incl. Parking Assistant with Active Park Distance Control (PDC) rear, Reversing Assistant, Surround View, Panorama View ,3D View, Drive Recorder and Manoeuvre Assistant
- Speed Limiter
- Speed Limit Info

SAFETY

- Active Protection
- Alarm system with Remote Theft Recorder
- Attentiveness Assistant
- Airbags for driver and front passenger, head airbags for 1st & 2nd seat row, side airbags with seat occupancy detection for driver's and passenger side, side impact protection and knee airbag on driver's side
- Inner-vented front and rear disc brakes
- Central locking with electronic immobiliser
- Dynamic braking lights



STANDARD EQUIPMENT

- Dynamic Stability Control (DSC), Anti-lock Braking System (ABS) and Dynamic Traction Control (DTC)
- Emergency spare wheel
- Runflat safety tyres incl. run-flat indicator
- Warning triangle and first aid kit

ENTERTAINMENT, COMMUNICATION AND INFORMATION

- BMW Live Cockpit Professional with 12.3" instrument display and high-resolution (2880x960) 14.9" curved Control Display incl. navigation with augmented guidance, split screen function, touch display, natural voice control, USB Map Updates**and BMW Intelligent Personal Assistant**
- USB connection, USB Type A (1.5 A) connection in cup holder area, USB Type C (3 A) connection in centre console storage compartment and double USB type C (3 A) in rear of centre console
- Travel & Comfort system, 2 x USB Type C (3 A) connection in backrest of 1st seat row, preparation for multifunction bracket
- DAB+ digital radio tuner
- Personal Profile, personalisation of important controls
- HiFi Loudspeaker system with 205W digital amplifier and 10-loudspeakers
- Wireless Smartphone Charging

CONNECTEDDRIVE FEATURES

- Intelligent Emergency Call
- TeleServices
- Wireless smartphone connection for Apple CarPlay and Android Auto
- Vehicle apps (News and Weather)*
- BMW Intelligent Personal Assistant*
- Connected Package Professional* incl. Remote Services* and Real Time Traffic Information

* 3 year subscription

INTERIOR DESIGN, COMFORT AND EQUIPMENT

- Upholstery, Verino
- Anthracite headliner
- Automatic split tailgate operation incl. powered upper & lower tailgate with contactless operation
- Automatic air conditioning with 2.5-zone control, with Automatic recirculated air control (AUC), microfilter, active carbon filter and solar/fogging sensors
- Comfort Access System, keyless entry to front doors incl. automatic proximity unlocking / locking and BMW Digital Key Plus and NFC Key Card
- Electric seat adjustment front with memory function for driver

- Sport seats for driver and front passenger with side bolster adjustment
- Seat heating for driver and front passenger
- Lumbar support, for driver and front passenger
- Floor mats in velour
- Door sill finishers with 'M' designation, front
- Interior trim finish Fine-wood 'Fineline' Black with metal effect high-gloss
- Instrument panel finished in Verino, Black
- M Leather steering wheel
- Through loading system with 40:20:40 backrest split
- Luggage compartment separating net
- Cup holders in front centre console and rear centre armrest
- 12V power sockets in the front & rear centre console and luggage compartment



STANDARD EQUIPMENT

xDRIVE40d

IN ADDITION TO xDRIVE30d

- 20" M light alloy wheels Star-spoke 740 M Bicolour Orbit Grey

xDRIVE50e

IN ADDITION TO xDRIVE40d

- BMW Hybrid Synchronous motor generating 145kW
- Charging cable (Mode 2) for home socket max power at 1.8kW
- Charging cable (Mode 3) for public charging stations
- High-voltage battery, 29.5 kWh gross capacity
- Adaptive 2-axle air suspension with automatic self-levelling suspension
- eDrive Services, incl. search and display of charging stations, vehicle range, charging status, charging timer, charge preconditioning and Remote Services
- Acoustic protection for pedestrians

M60i

IN ADDITION TO xDRIVE50e

- M TwinPower Turbo 48V mild-hybrid 8-cylinder petrol engine
- M Sport Exhaust system
- M Sport differential
- Adaptive M Suspension Professional incl. anti-roll stabilisation
- Integral Active Steering
- BMW Individual instrument panel finished in leather
- Automatic air conditioning with 4-zone control
- Automatic Soft-Close function for doors
- Door sill finishers with 'M60i' designation, front
- harman / kardon Surround Sound system, 16 loudspeakers, 464W digital amplifier
- Metallic Paint
- 22" M light alloy wheels V-spoke style 747 M Bicolour (1SM)
- Tyre pressure monitoring system
- M exterior design elements
- M Sport Pro package, including:
 - M double-bar kidney in Shadowline
 - Headlights in Shadowline
 - M Sport brake system in Red
 - M Seat belts





OPTIONAL EQUIPMENT

1CR

Remote Engine Start

Remote engine start, enables climate control preconditioning of the interior cabin for up to 15 minutes, activated remotely via the vehicle key, or the BMW Connected app.

*Remote Engine Start function is also available as a digital purchase via the ConnectedDrive store.

*For the X5 M60i the Remote Engine Start function can only be ordered via factory build and cannot be retrofitted.

\$690

2VR

Adaptive 2-axle air suspension

- Manual raising up to 30 km/h by 40 mm (30 km/h to 55 km/h by 20 mm)
- Speed dependent automatic lowering
- Entire height adjustment travel of ±40 mm selectable on five levels via toggle switch on the centre console
- Vehicle can be lowered by 40 mm (for loading) via switch in bottom of tailgate

*Replaces Adaptive M Suspension Professional (2VW) on M60i.

\$2,500
NCO

3AC

Towbar, electrically folding Pricing does not include local fit safety bracket (Required, additional cost)

The towbar with electronically adjustable tow ball is extremely easy to fold under the rear apron, where it is not visible during rides without a trailer. This feature also includes trailer stability control. The maximum trailer load is 3,500kg.

*Maximum trailer load for the X5 xDrive 50e is 2,700kg

\$2,500

4A2

Glass application 'Crafted Clarity' for interior elements

Handmade polished crystal glass elements: gear selector switch with illuminated 'X' symbol, and start/stop button.

\$1,000

4UB

Third row seats

- Two additional seats in the 3rd row with integrated cup holders
- Adaptive 2-axle air suspension (2VR)
- Folds down flush into floor of luggage compartment
- 2nd row of seats manually split folding (40/20/40, flat floor) with:
 - Comfort entry and infinitely variable electric seat backrest tilt adjustment and fore-and-aft adjustment (80mm)
 - Fold up centre armrest with 2 integrated cup holders, 2 outer headrests manually adjustable in height, centre headrest no adjustable
 - Storage net and flex net
 - 2 comfort cushions for passengers in the 2nd row

*Deletes Emergency spare wheel.

*Deletes storage compartment underneath luggage compartment floor.

* Adaptive Air Suspension (2VR) replaces M Sport Suspension (2VF).

*Orders must include 4UB + 2VR + 418.

\$5,600

xDrive30d
xDrive40d
xDrive50e
M60i

- - - ○

○ ○ ● ○

○ ○ ○ ○

○ ○ ○ ○

○ ○ - -



OPTIONAL EQUIPMENT

418	Luggage compartment package Electric rolling cover for luggage compartment and automated anti-slip rail	\$1,600
420	Sun Protection Glazing Darker tinted glass for rear and rear side windows	\$1,200
456	Comfort seats, front Additional functionality of electric seats.	\$1,500
6F1	Bowers & Wilkins Diamond Surround sound system Fully active 10-channel 1508W amplifier and 20 speakers with Stainless steel finishers with 'Fibonacci' hole pattern design and an optimum degree of efficiency for a pure sound experience <small>*For X5 30d, 40d and 50e only available in combination with 'Innovations Package' or 'Executive Package'</small>	\$8,000

xDrive30d
xDrive40d
xDrive50e
M60i

○	○	-	○
○	○	○	○
○	○	○	○
○	○	○	○



BMW OFFERS & SERVICES.



BMW GROUP FINANCIAL SERVICES

BMW Group Financial Services is your one stop shop for all your Finance, Leasing and Insurance needs.

Each BMW dealership has a dedicated Business Manager who can put together a tailored finance and insurance package, to make getting into your next BMW even easier.

Speak to your Business Manager today about our Finance and Insurance products.



GENUINE BMW SERVICE

Quality and safety are the essence of a Genuine BMW Service. When you buy a BMW, you can look forward to superb service and comprehensive customer care.

BMW Service Inclusive is complimentary with all BMW's sold new in New Zealand for a period of 3 years, so you don't have to waste a moment thinking about the cost of maintenance for your vehicle.

For more information visit bmw.co.nz/service



BMW DRIVING EXPERIENCE

If you've ever wondered why a BMW is the Ultimate Driving Machine, a BMW Driving Experience course is for you. Sign up for a BMW Driving Experience course and you will learn what these remarkable vehicles can really do. More importantly, you will also acquire essential skills that will enhance your driving ability and safety.

For more information, call 0508 BMW DRIVE (0508 269374) or email BMW@tracktime.co.nz



COST OF OWNERSHIP

PEACE OF MIND, SO YOU CAN GET ON WITH THE JOY OF DRIVING.



5 YEAR WARRANTY*

- BMW NZ factory-supported warranty programme.
- Covers manufacturing defects.
- Transferable to the next owner.
- Valid for 5 years/100,000 kms.
- No claims excess.



5 YEAR ROADSIDE ASSIST

- Emergency Hotline, 24/7, 365 days a year.
- Includes onward travel and accommodation.
- Includes lock-out or lost key assistance.
- Includes emergency fuel.
- Valid for 5 years/unlimited kms.



3 YEAR FREE SERVICING*

- Includes scheduled servicing and maintenance tailored to the NZ market.
- Includes all warrant of fitness checks.
- Includes oil top-ups and wiper blades.
- Valid for 3 years/unlimited kms.



3 YEAR CONNECTED DRIVE SERVICES

- BMW Connected App for iOS and Android.
- Includes free map updates.
- Real-time traffic information.

The model shown in the imagery in this brochure is the X540i petrol model and is for information only. This model is not available to purchase in New Zealand.

*All programmes tailored for the NZ-new vehicle market.



SUSTAINABILITY AT BMW

ACTIONS AND TECHNOLOGIES THAT HAVE A REAL EFFECT.

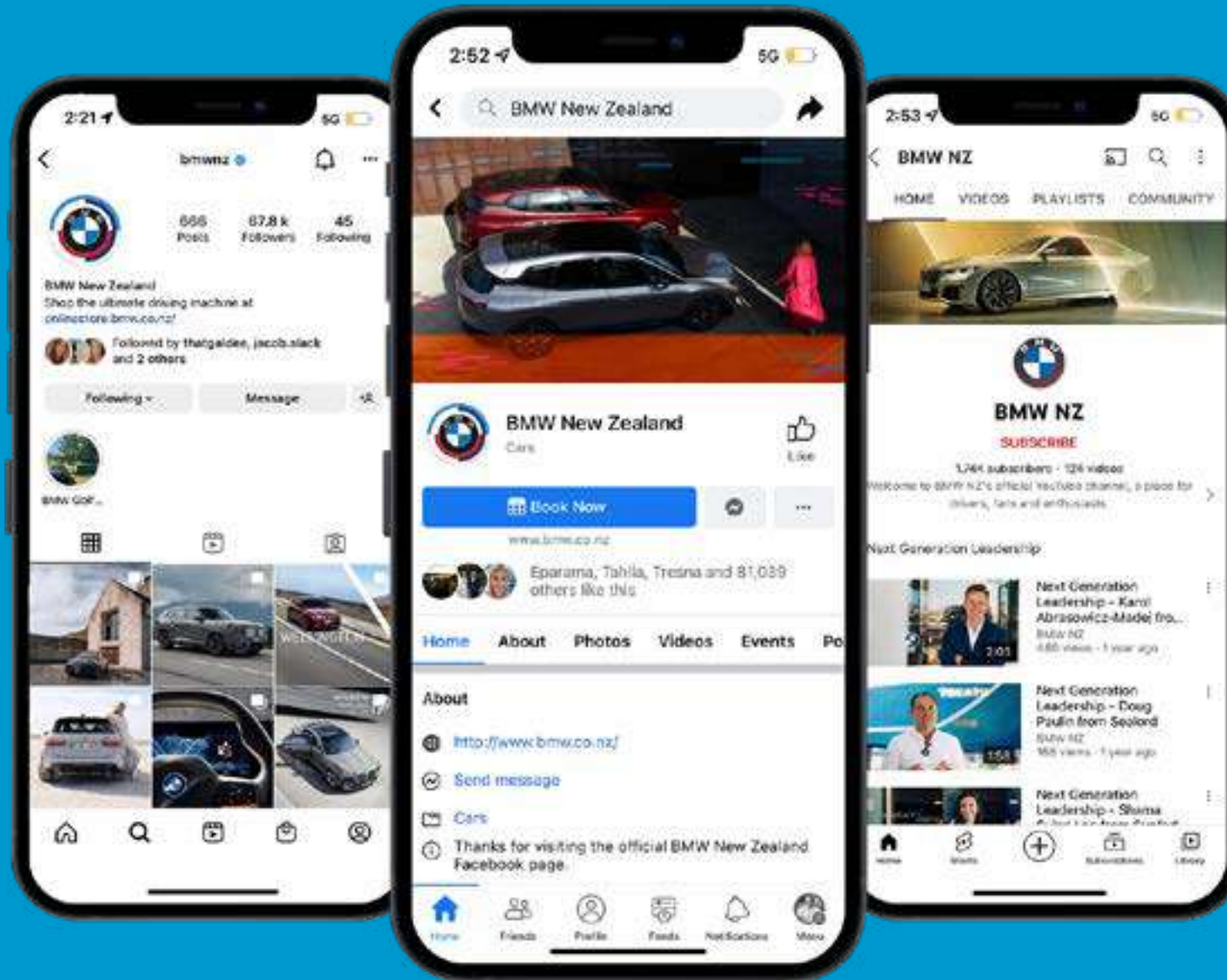
No competitor comes close to matching the comprehensive and diverse BMW Group portfolio of electrified models (fully electric BEV, partly electric PHEV), with half a million such vehicles delivered to customers to date.

- In co-operation with ChargeNet, BMWi customers in New Zealand can access the ChargeNow 'electric highway' - 100 fast-charging stations from Kaitia to Invercargil.
- BMW Group considers sustainability a fundamental aspect of its past, present and future corporate strategy.
- Decades-long history of action to protect the climate and significantly reduce fuel consumption.
- Focus on further electrification of the product roster as the key measure for lowering CO2 emissions.
- Largest range of plug-in hybrids as the most versatile form of electrification.
- Greatest benefit of plug-in hybrids: enabling both customary range and driving without generating local emissions.
- Fully electric BMW i3 is uniquely sustainable, with sales figures still rising six years after launch.
- By 2023: 25 models with electrified powertrains, half of them pure battery electric vehicles.
- Numerous awards for eco-conscious design covering the entire product lifecycle.

MEET THE ELECTRIFIED BMW FAMILY



For an electric vehicle it is not only important to consider how fast and safely it travels, but also how far it will take you. In this consideration, the range of an electric vehicle also depends on factors such as the speed, driving style and outside temperature as well as the use of the air conditioning or seat heating. These are factors that we cannot calculate. But all the others we can. Here you can find out all about the ranges of our electric cars and plug-in hybrid vehicles.



IMMERSE YOURSELF IN THE WORLD OF BMW

Keeping up with the Ultimate Driving Machine has never been easier. Connect with us online and stay up to date with the latest from BMW.

www.bmw.co.nz





FURTHER INFORMATION ON CO₂ DATA

The values of fuel consumptions, CO₂ emissions and energy consumptions shown were determined according to the European Regulation (EC) 715/2007 in the version applicable at the time of type approval. The figures refer to a vehicle with basic configuration in Germany and the range shown considers optional equipment and the different size of wheels and tires available on the selected model.

The CO₂ efficiency specifications are determined according to Directive 1999/94/EC and the European Regulation in its current version applicable. The values shown are based on the fuel consumption, CO₂ values and energy consumptions according to the NEDC cycle for the classification.

When charging times are shown they can be affected by a number of factors such as type of charger, voltage supplied to the charger/car and type of current (AC or DC) supplied to the charger/car. The car also plays a role in charging times as it can be set by the driver to accept various different amperage and should preconditioning be used to heat or cool the vehicle while charging this will also affect the charging time.

The basis for the calculation of the charging times for 100 km range is the electric consumption of the vehicle based on the use of a high-Powered Charging station (HPC) or charging type and current as indicted in the literature above. The testing procedure measures are based on a 23 degrees Celsius battery start and ambient temperature with certification values excluding additional auxiliary consuming devices and systems within the vehicle such as seat heating, displays, air conditioning.

Individual consumption (fuel economy) may differ due to driving profile, vehicle load profile, auxiliary consumer usage, temperature, and ambient conditions. Consumption is based on WLTP or NEDC (whichever is indicated) best case conditions and is independently tested for BMW Group. If you are comparing this range with other models or brands make sure they are stating the same WLTP or NEDC testing regime. These results can be used to compare vehicles on a close to "like for like" basis but are unlikely to be achieved in real world conditions for reasons including temperature variation, driving conditions and the use of the auxiliary systems referred to above.

Information provided and images displayed in this brochure include overseas models and may show some features not available in New Zealand. Please contact an authorised BMW dealer for specific information on vehicles and features available in New Zealand. Product changes may have been made since production of this content.

Note: To obtain NZ CO₂ figures for vehicles imported by BMW Group NZ in relation to the NZ Clean Car discount or "FeeBate" you will need to contact your preferred dealer. The Clean Car discount figures sourced from your dealer will differ from those listed in the BMW owner's handbook and reported figures as they have been converted by the NZ government to WLTP3 from figures derived through one of the following testing procedures: WLTP4 or NEDC.

For more information on the New Zealand Clean Car Programme, please visit www.nzta.govt.nz/vehicles/clean-car-programme

