



July 2023  
Production



THE  
NEW



The model shown in the imagery in this brochure is the 740i petrol model and is for information only. This model is not available to purchase in New Zealand.





# THE NEW BMW 7: PROGRESS & EFFICIENCY



BMW's flagship model, the new BMW 7 redefines grand luxury to a whole new level, raising the bar to greater heights - showcasing unrivalled driving dynamics, superior first-class comfort, cutting-edge digital technology and an unprecedented in-vehicle theatre entertainment experience.



Book a test drive




Find a BMW dealer



Build my BMW



Watch The 7 Launch Video



Play a curated  
BMW Spotify Playlist



Watch the 7 Overview

The model shown in the imagery in this brochure is the 740i petrol model and is for information only. This model is not available to purchase in New Zealand.





# THIS IS FORWARDISM







EVERY MOVEMENT CREATES  
ITS OWN ICON





# BMW 750e xDRIVE

## 42EH

Show model highlights



### MODEL HIGHLIGHTS

- M 20-inch light alloy wheels
- BMW Interaction Bar featuring decorative interior lighting, operating functions and unnoticeable air vents
- BMW Live Cockpit Professional
- BMW Touch Command 5.5" touch-control displays on the rear doors
- Bowers & Wilkins surround sound system
- Driving Assistant Professional
- Panorama Skyroof Sunlounge
- Split headlights featuring BMW Crystal Headlights Iconic Glow, manufactured by Swarovski

Consumption	1.1 l / 100km
0-100km/h	4.8 sec
Engine	6-cylinder Plug-in Hybrid
CO2:	29.6g / km
Transmission	8-speed Steptronic sport automatic
Power	360kW / 700 Nm

Price incl. GST **\$230,400**

Clean Car Programme (Estimated Rebate / Fee)\* **(cost neutral)**

\* To obtain NZ Fuel Consumption and Emission figures for vehicles imported by BMW Group New Zealand you will need to contact your preferred dealer. In relation to the NZ Clean Car discount or "FeeBate" the WLTP3 Emission and Consumption figures converted by the NZ government will differ from the WLTP4 figures listed in BMW owner's handbook and reported figures. For more information on the New Zealand Clean Car Programme, please [click here](#).



# THE 7 HIGHLIGHTS



## ELEGANT EYES.

The new split headlights design features the daytime running lights featuring BMW crystal headlights. These greet and farewell you with a Welcome & Goodbye sequence by dynamic sparkling, with the help of the integrated LED lights. And when they are not illuminated, natural light (ie. from the sun) causes their Swarovski crystals to sparkle, creating an impressive dazzling, shimmering effect.



## GLOWING GRILLE.

Another distinguished and characteristic feature is the strikingly illuminated BMW Iconic Glow kidney grille surround, lending the BMW 7 Series an unmistakable appearance - both during the day, and after dark.

**This is not available with the M Sport Pro Package.**



## DRIVING DYNAMICS.

The BMW 7 delivers a new level of dynamic performance. Although it is larger than its predecessor, it does not compromise on delivering the typical BMW sportiness and agility. Based on a chassis with double-wishbone front suspension, five-link rear axle and adaptive two-axle air suspension maximises the vehicle's road presence.



## MODERN MAJESTY.

The view of the distinguished rear section commences with a BMW icon expressed prominently - the Hofmeister Kink, complimented by rear side windows with a pattern effect for more privacy in the rear seats. The window area in front of the C-pillar is unframed, and the Hofmeister Kink element thus remains in place when the door is opened. Stylised L-shaped taillights lead the rear aesthetic which in turn, is characterised by a series of horizontal lines.



## PERSONALISED PURITY

The BMW 7 can also be further personalised with the optional BMW Individual Two-Tone paint finish with Coachline, available for the first time. To create this extravagant appearance, five body colours can be combined with two contrasting paint finishes for the roof section.





# EXTERIOR OPTIONS



The model shown in the imagery in this brochure is the 740i petrol model and is for information only. This model is not available to purchase in New Zealand.

## Non-Metallic Paint



**Alpine White** (300) NCO

750e xDrive

## Metallic Paint



**M Carbon Black** (416)  
Available only with M Sport NCO



**Black Sapphire** (475) NCO



**Sophisto Grey Brilliant Effect** (A90)  
Available only with Design Pure Excellence NCO



**Mineral White** (A96) NCO



**Oxide Grey** (C4A) NCO



**M Brooklyn Grey** (C4P)  
Available only with M Sport NCO



**Sparkling Copper Grey** (C55)  
Available only with Design Pure Excellence NCO



**Aventurine Red** (C57) NCO



**Space Silver** (C67)  
Available only with Design Pure Excellence NCO

## BMW Individual Paint



**Dravit Grey** (C36) NCO



**Tanzanite Blue** (C3Z) NCO



**Frozen Pure Grey** (C5A) \$2,600



**Frozen Deep Grey** (C64) \$2,600

\*Please note BMW Individual ordering time frames apply.  
Contact BMW Group New Zealand for further information.



# TWO-TONE EXTERIOR OPTIONS

## All-New BMW Individual Two-Tone Paintwork.

The new BMW Individual Two-Tone paintwork including Coachline is available in combination with the following paints.

### **Black Sapphire metallic upper section** (3MY)

\$17,500



Dravit Grey (3MY + C36)

Oxide Grey (3MY + C4A)

Tanzanite Blue (3MY + C3Z)

Aventurine Red (3MY + C57)

### **Oxide Grey metallic upper section** (3MZ)

\$17,500



Black Sapphire (3MZ + 475)

Dravit Grey (3MZ + C36)

Tanzanite Blue (3MY + C3Z)

Aventurine Red (3MZ + C57)

\*Please note BMW Individual ordering time frames apply. Contact BMW Group New Zealand for further information.





# WHEELS



**1F4**  
20" LIGHT-ALLOY WHEELS  
STAR-SPOKE STYLE 905  
BICOLOUR

**Front:** 9J x 20, 255/45 R 20  
**Rear:** 10.5J x 20, 285/40 R 20

Snow chains cannot be fitted



**1F6**  
20" AERODYNAMIC  
WHEELS 906 BICOLOUR 3D  
POLISHED BUFF

**Front:** 9J x 20, 255/45 R 20  
**Rear:** 10.5J x 20, 285/40 R 20

Snow chains cannot be fitted



**1F9**  
20" M AERODYNAMIC  
WHEELS 907 M BICOLOUR

**Front:** 9J x 20, 255/45 R 20  
**Rear:** 10.5J x 20, 285/40 R 20

Snow chains cannot be fitted



**1FC**  
21" M LIGHT-ALLOY WHEELS  
STAR-SPOKE STYLE 908 M  
BICOLOUR

**Front:** 9J x 21, 255/40 R 21  
**Rear:** 10.5J x 21, 285/35 R 21

Snow chains cannot be fitted



**1FD**  
21" M AERODYNAMIC WHEELS  
909 M MULTICOLOUR JET  
BLACK 3D POLISHED BUFF

**Front:** 9J x 21, 255/40 R 21  
**Rear:** 10.5J x 21, 285/35 R 21

Snow chains cannot be fitted



**1FF**  
21" BMW INDIVIDUAL  
AERODYNAMIC WHEELS 910 I  
MULTICOLOUR DARK GREY 3D  
POLISHED BUFF

**Front:** 9J x 21, 255/40 R 21  
**Rear:** 10.5J x 21, 285/35 R 21

Snow chains cannot be fitted

NCO

-

•

M Sport

Pure Excellence

NCO

-

○

M Sport

Pure Excellence

NCO

•

-

M Sport

Pure Excellence

\$2,600

○

-

M Sport

Pure Excellence

\$2,600

○

-

M Sport

Pure Excellence

\$2,600

○

○

M Sport

Pure Excellence





# INTERIOR OPTIONS



## Choose a interior

BMW Individual Leather 'Merino'



**Black**  
(VCSW)

NCO



**Amarone**  
(VCFZ)

NCO



**Mocha**  
(NCMY)

NCO



**Smoke White**  
(VCFU)

NCO



**Tartufo**  
(VCTQ)

NCO



750e xDrive





# TRIM OPTIONS



## BMW Individual



Carbon Fibre M interior trim with Silver Stitching / Piano Finish Black  
**43B**



Fine-Wood trim Oak Mirror Finish Grey-Metallic High-Gloss  
**43D**



BMW Individual Fine-Wood trim Ash Flowing Grey, Open-Pored  
**XEE**







# BMW INDIVIDUAL

The expression of personality.

Accentuate your own character with genuine exclusivity: this is precisely what BMW Individual aspires to. Whether you are seeking a special colour or exclusive materials, you can provide a perfect figure for your inspirations. With an automobile that matches your preferences precisely, down to the finest detail. BMW Individual – an expression of personality.



## LIMITLESS.

From Dakar Yellow to Nardo Grey: BMW Individual offers you a wide range of exclusive paint finishes to choose from. More than 120 different colours are available, allowing every character to find its own personal expression. Matt paint finishes by BMW Individual boldly emphasise the powerful design language of every BMW.



## UNMISTAKABLE.

In designing the details of the interior with immaculate fine-grain Merino leather, BMW Individual leaves you a completely free hand. From the choice of colours to the composition of impressive leather coverings in Bicolour, everything is possible. Masterly contrasting stitching produces an exclusive character. Personalised signets and monograms form highlights of individualisation.



## LIMITLESS.

All trims have one thing in common: they are made of the highest quality materials. Whether they are made of aluminium mesh, carbon or precious wood - create exciting contrasts in the interior of your BMW M or achieve corresponding effects between the interior and accent trims and the leather upholstery.

[Start BMW Individual Visualiser](#)





# PIONEERING TECHNOLOGY.

Thanks to its new digital innovations, the BMW 7 offers ultra-modern connectivity.



## INTERACTION BAR

The innovative BMW Interaction Bar is the centre of attention inside the cockpit. Looking much like a piece of crystal jewellery, it spans the length of the instrument panel, displaying a crystalline-like illumination display of interior ambient lighting. It spans beyond aesthetic beauty though: thanks to Shy Tech, functions such as air conditioning can be controlled by touching its surface, and the air vents are almost unnoticeable too.

## DRIVER-ORIENTED COCKPIT

For the driver, all information is displayed and conveyed clearly via the BMW Curved display, with all controls at your fingertips. Augmented Reality satellite navigation comes standard as well.

## BMW THEATRE SCREEN

The optional BMW theatre screen is one of the main attractions of the all-new BMW 7 is the BMW Theatre Screen which consists of a 31.3" panorama touchscreen display screen that folds down from the headliner. With a resolution of up to 8K, enjoy a fully immersive cinematic experience or play games while on the go. You can also operate the Theatre Screen via the new BMW Touch Command: built-in touch screens in the door panels.

\*Note: This feature will become available in the New Zealand market from mid 2023

## PANORAMA GLASS ROOF SKY LOUNGE

The standard Panorama Glass Roof Sky Lounge enthralls and delights with a newly designed light show using light threads backlit by LED units. This structure replicates the pattern of the quilting on the seat surfaces, and the colour world of the light effects takes their cues from the activated My Mode, and can also be selected independently.

## AUTOMATIC DOORS

Another innovative comfort-enhancing feature that is optional on the 750e xDrive are the Automatic Rear Doors – in which the doors automatically open and close, when the vehicle is stationary at less than 10° vehicle pitch and roll angle. Visible and audible signals alert users that the automatic door system is activated. Other tech includes a helpful collision protection function when opening the doors and a sensitive obstruction alert when closing them.





# FIRST CLASS COMFORT IN EVERY SEAT.



Lean back and enjoy the Executive Lounge Seating which offers a comfortable and restful position as a rear-seat passenger behind the driver with continuous leg rest.



The Executive Lounge Rear Console now consists of a folding luxurious centre armrest, retaining the 5-seat configuration.



The BMW Touch Command are built-in touch screens in the door panels. Touch Command also allows passengers to operate the radio, paired smartphone, My Modes, rear seat adjustments, roller blinds, climate control and lighting.

## CONNOISSEUR LOUNGE

Automatic Doors	(3CD)
Active Seat Ventilation, Rear	(454)
Multifunction Seats, Rear	(46A)
Executive Lounge Seating	(4F4)
Executive Lounge Rear Console	(4FS)
Massage Function, Rear	(4T6)
Rear Seat Entertainment Experience	(6FR)
Bowers & Wilkins Diamond Surround Sound (39 Speakers)	(4FS)

Optional

**\$27,900**





# BMW xDRIVE

Weather changes and road situations can change in a flash, whatever the season. But with xDrive, BMW's intelligent all-wheel drive system, your car will respond quickly to allow you to enjoy maximum driving pleasure, even on the most difficult road surfaces. 4WD, all-wheel drive and 4x4 are all terms that are used interchangeably, but all equate to the same thing. BMW xDrive is powered by an extra layer of intelligence, making it one of the most technically advanced all-wheel drive systems in the segment.

## THE INTELLIGENT ALL-WHEEL DRIVE SYSTEM FROM BMW



The xDrive system is automatically enabled each time the engine is started, so it is permanently engaged to ensure you have maximum grip in all conditions. Therefore, it is not necessary or possible to activate or deactivate the system.





# BMW WALLBOX

Stay charged and ready to go with the BMW Wallbox Gen 3. With its safe and high-charging capacity of up to 22kW\*, start charging any vehicle as soon as it's connected. Featuring clever compact design and easy to use cable management, the Wallbox connects directly to the power supply, so you always have the power you need for the journey ahead. BMW Wallbox's are suitable for all fully electric and hybrid vehicles that have a type 2 charging socket.



**To discover more about how the BMW Wallbox works please click to watch a quick information video.**

Each BMW 3rd Generation Wallbox package includes all mounting hardware and fixings including the Wallbox itself, installation instructions, the operating manual and drilling template. The BMW Wallbox is designed for indoor and outdoor use. When selecting the installation site, consider access from the charging socket to the vehicle and the direction in which the vehicle is normally parked.



MEDIUM SUV

**7.5 Hours to charge 0–100%^**

**55% charged in 4 hours**



LARGE SUV


**7.15 Hours to charge 0–100%^**

**56% charged in 4 hours**



^The calculation takes into account consumption and charging performance. Values refer to 29-33 degrees Celsius battery start and ambient temperature with certification values excluding additional auxiliary consumers such as seat heating, displays, air conditioning. Individual consumption may vary (depending on e.g. driving profile, temperature, ambient conditions) as well as the individually achievable charging performance (depending on e.g. battery state of charge, vehicle air conditioning). Charging performance is based on the maximum possible charging performance (depending on charging type and vehicle).



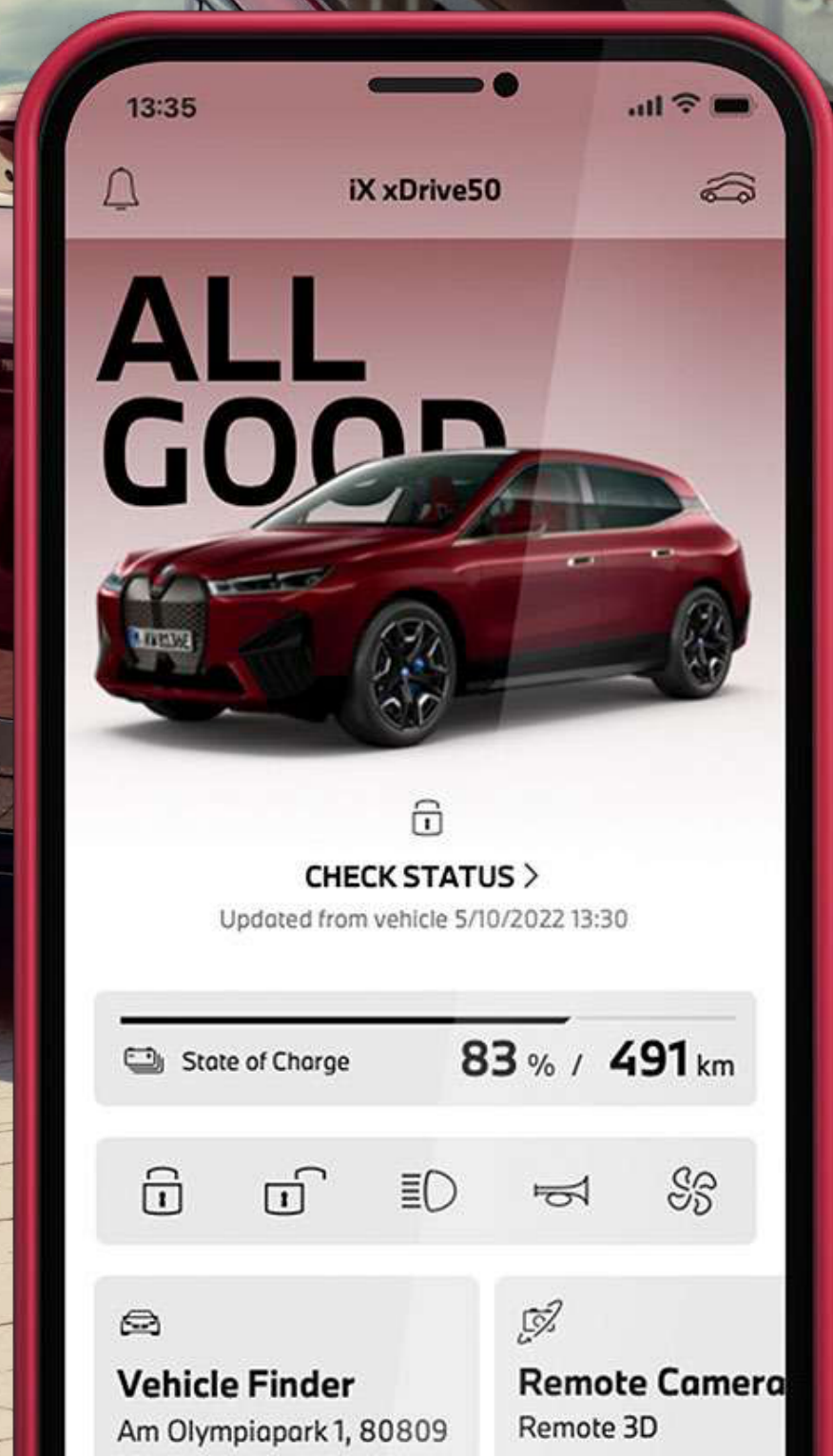


# MY BMW APP

STAY IN THE DRIVER'S SEAT,  
WHEREVER YOU ARE.

Connect your vehicle to your life. The My BMW App keeps you at the wheel with total control of your BMW, whether you're in your vehicle or not.

- **Remote control**  
Lock and unlock your BMW from wherever you are.
- **Location location location**  
Access your car's location remotely and send locations to your car's GPS, so you're always ready for the journey.
- **Driving conditions**  
Set the temperature of your car remotely for the perfect climate the moment you open the door.
- **Great service**  
Let your BMW tell you when it's time for a service, then schedule it with just a touch.
- **It's personal**  
It's MyBMW, after all. Enter your BMW's colour palette, and the app design follows suit.







# THE 7 PACKAGES







## M SPORT PRO PACKAGE (33B)

M Sport Brakes, Black High-Gloss	(3M3)
alternatively	
M Sport Brakes, Ble High-Gloss	(3M1)
M Rear Spoiler in Black High-Gloss	(754)
BMW Individual High-Gloss Shadow Line with extended Contents, in Black High-Gloss:	7M9)
Radiator grille frame	
Radiator grille struts	
Rear apron trim strip	
Rear lights	

Optional

NCO

Please note: M Sport Pro deletes the BMW Iconic Glow Kidney Grille (3DN).

750e xDrive

○





The model shown in the imagery in this brochure is the 740i petrol model and is for information only.  
This model is not available to purchase in New Zealand.

# DESIGN PURE EXCELLENCE

- Design Pure Excellence front and rear apron design
- Chrome Line Exterior
- Brake Callipers in grey
- Side Sills in Chrome
- 20-inch light alloy wheels Steering Wheel, 2-spoke, flat-bottom design
- M Headliner Alcantara Anthracite

Optional

**NCO**

750e xDrive

○





# THE 7 EQUIPMENT



The model shown in the imagery in this brochure is the 740i petrol model and is for information only. This model is not available to purchase in New Zealand.





# STANDARD EQUIPMENT

## 750e xDRIVE

### ELECTRIC MOTORS, BATTERY, POWERTRAIN AND TECHNOLOGY

- 3 litre six-cylinder in-line engine
- 18.7KWh high-voltage lithium battery
- BMW xDrive all-wheel drive
- My Modes with PERSONAL, SPORT and EFFICIENT modes
- Brake energy regeneration
- Brake pad wear indicator
- Electric power steering with Servotronic
- Tyres non-Runflat, includes tyre repair kit

### SAFETY

- Active Protection
- Acoustic Protection for Pedestrians
- 8 Airbags: front airbags for steering wheel rim/driver and passenger, side airbags for driver and front passenger, side curtain airbags for 1st and 2nd row, central airbag for driver's seat
- Central locking with electronic immobiliser
- Dynamic braking lights
- Dynamic Stability Control (DSC), Anti-lock Braking System (ABS), Cornering Brake Control (CBC), Dynamic Traction Control (DTC), Electronic Differential Lock Control (EDLC), Automatic Stability Control (ASC), Dynamic Brake Control (DBC)

- Warning triangle and first aid kit
- Acoustic protection for pedestrians
- Alarm system
- Tyre Pressure Monitor

### DRIVER ASSISTANCE

- BMW Head-Up Display
- BMW Live Cockpit Professional, 12.3" curved digital instrument display
- Driving Assistant Professional, includes Active Cruise Control, Lane Keeping Assistant with Active Side Collision Prevention, Steering and Lane Control Assistant, Lane Change Warning, Lane Change Assistant, Lane Departure Warning, Front Collision Warning with brake intervention, Pedestrian Warning with city brake intervention, Crossing Traffic Warning, front and rear with brake intervention, Rear Collision Prevention, Automatic Speed Limit Assist, Evasion Assistant, Speed Limit Info
- Parking Assistant Professional, includes Rear View Camera, Reversing Assistant, Active Park Distance Control, Lateral Parking Aid, Reversing Assistant Professional, Automated Manoeuvre Assistant
- Speed limiter
- BMW Iconic Sounds Electric

### LIGHT AND SIGHT

- BMW Crystal Headlights Iconic Glow
- High-Beam Assistant
- Exterior handle area lighting and interior welcome lights
- Interior and driver's side exterior mirror with automatic anti-dazzle function. Exterior mirrors electrically adjustable and heated, with electric fold-in function and passenger side with automatic parking dipping function
- Rain sensor
- Follow-me function, if the headlight flasher is activated after the vehicle is shut off, the low-beam headlights continue to shine for a set time

### EXTERIOR DESIGN AND EQUIPMENT

- M 20-inch light alloy wheels
- M Sport Package
- Illuminated Kidney Grille Iconic Glow
- Metallic Paintwork
- Integrated door handles
- BMW Kidney Grille with self-healing ability against light scratches, heating and cleaning system
- Adaptive 2-Axle Air Suspension
- Integral Active Steering





# STANDARD EQUIPMENT

## INTERIOR DESIGN, COMFORT AND EQUIPMENT

- BMW Individual Interior, Leather 'Merino' Upholstery
- Panorama Glass Roof Sky Lounge
- BMW CraftedClarity Glass Application
- USB ports, 2xType C in front console, in rear centre armrest
- 2 x 12V power sockets: in centre console and luggage compartment
- Automatic climate control, 4-zone
- Multifunctional seat for driver, incl. memory function and lumbar support for driver
- Massage function, front
- Travel & Comfort System
- Heat Comfort Package which includes Heating in steering wheel, front centre armrest, front and rear passenger side armrests. Heated Rear Seats
- Sun Protection Glazing
- Floor mats
- Comfort Access, keyless entry to all doors and BMW Digital Key via NFC card
- M Carbon Fibre Interior Trim
- BMW Individual Headliner, Alcantara Anthracite
- Through loading segment in rear backrest

## BMW CONNECTEDDRIVE

- Intelligent Emergency Call
- BMW TeleServices
- Wireless smartphone integration of Apple CarPlay and Android Auto
- Vehicles apps (News and Weather)\*
- BMW Intelligent Personal Assistant\*
- Remote Software Update\*
- Connected Package Professional\* incl. Remote Services\*, Real Time Traffic Information (RTTI)\*
- ConnectedDrive eDrive Services
- BMW Natural Interaction

\* 3 year subscription

## ENTERTAINMENT, COMMUNICATION AND INFORMATION

- Navigation and Infotainment via 14.9" Curved Control Display feat. BMW Operating System 8 and natural voice recognition and map updates\*
- Natural Interaction
- DAB+ digital radio
- Storage for wireless smartphone charging
- Extended Bluetooth Connectivity
- Bowers & Wilkins Surround Sound (20 Speakers)
- BMW ID, customised control functions can be saved into the BMW Connected customer account and accessed via in-vehicle login

\* 3 year subscription







# OPTIONAL EQUIPMENT

750e xDrive



## 3AC

### Towbar

The electrically adjustable towbar is operated by a switch in the luggage compartment. It can be swilled electrically until completely underneath the rear apron. Includes a trailer stabilisation monitor. The maximum Trailer load is 2,500kg

(Does not include on-road costs)

**\$2,600**

○





# SUSTAINABILITY AT BMW

## ACTIONS AND TECHNOLOGIES THAT HAVE A REAL EFFECT.

No competitor comes close to matching the comprehensive and diverse BMW Group portfolio of electrified models (fully electric BEV, partly electric PHEV), with half a million such vehicles delivered to customers to date.

- In co-operation with ChargeNet, BMW i customers in New Zealand can access the ChargeNow 'electric highway' - 100 fast-charging stations from Kaitaia to Invercargil.
- BMW Group considers sustainability a fundamental aspect of its past, present and future corporate strategy.
- Decades-long history of action to protect the climate and significantly reduce fuel consumption.
- Focus on further electrification of the product roster as the key measure for lowering CO<sup>2</sup> emissions.
- Largest range of plug-in hybrids as the most versatile form of electrification.
- Greatest benefit of plug-in hybrids: enabling both customary range and driving without generating local emissions.
- Fully electric BMW i3 is uniquely sustainable, with sales figures still rising six years after launch.
- By 2023: 25 models with electrified powertrains, half of them pure battery electric vehicles.
- Numerous awards for eco-conscious design covering the entire product lifecycle.

## MEET THE ELECTRIFIED BMW FAMILY



For an electric vehicle it is not only important to consider how fast and safely it travels, but also how far it will take you. In this consideration, the range of an electric vehicle also depends on factors such as the speed, driving style and outside temperature as well as the use of the air conditioning or seat heating. These are factors that we cannot calculate. But all the others we can. Here you can find out all about the ranges of our electric cars and plug-in hybrid vehicles.





# BMW OFFERS & SERVICES.



## BMW GROUP FINANCIAL SERVICES

BMW Group Financial Services is your one stop shop for all your Finance, Leasing and Insurance needs.

Each BMW dealership has a dedicated Business Manager who can put together a tailored finance and insurance package, to make getting into your next BMW even easier.

Speak to your Business Manager today about our Finance and Insurance products.



## GENUINE BMW SERVICE

Quality and safety are the essence of a Genuine BMW Service. When you buy a BMW, you can look forward to superb service and comprehensive customer care.

BMW Service Inclusive is complimentary with all BMW's sold new in New Zealand for a period of 3 years, so you don't have to waste a moment thinking about the cost of maintenance for your vehicle.

For more information visit [bmw.co.nz/service](https://bmw.co.nz/service)



## BMW DRIVING EXPERIENCE

If you've ever wondered why a BMW is the Ultimate Driving Machine, a BMW Driving Experience course is for you. Sign up for a BMW Driving Experience course and you will learn what these remarkable vehicles can really do. More importantly, you will also acquire essential skills that will enhance your driving ability and safety.

For more information, call 0508 BMW DRIVE (0508 269374) or email [BMW@tracktime.co.nz](mailto:BMW@tracktime.co.nz)





# COST OF OWNERSHIP

PEACE OF MIND, SO YOU CAN GET ON WITH THE JOY OF DRIVING.



5 YEAR WARRANTY\*

- BMW NZ factory-supported warranty programme.
- Covers manufacturing defects.
- Transferable to the next owner.
- Valid for 5 years/100,000 kms.
- No claims excess.



5 YEAR ROADSIDE ASSIST\*

- Emergency Hotline, 24/7, 365 days a year.
- Includes onward travel and accommodation.
- Includes lock-out or lost key assistance.
- Includes tow to emergency charging.
- Valid for 5 years/unlimited kms.



3 YEAR FREE SERVICING\*

- Includes scheduled servicing and maintenance tailored to the NZ market.
- Includes all warrant of fitness checks.
- Includes oil top-ups and wiper blades.
- Valid for 3 years/unlimited kms.



3 YEAR CONNECTED DRIVE SERVICES\*

- BMW Connected App for iOS and Android.
- Includes free map updates.
- Real-time traffic information.

The model shown in the imagery in this brochure is the 740i petrol model and is for information only.  
This model is not available to purchase in New Zealand.

\*All programmes tailored for the NZ-new vehicle market.





# EVERY GREAT REVOLUTION BEGINS WITH A CHARGE

ChargeNow, in cooperation with Charge Net, enables BMW i customers in New Zealand to access the entire Charge Net® network of public charging stations with a single ChargeNow card.

BMW owners that join will receive FREE membership including ChargeNow membership cards and 10% discount on all charging sessions used in the ChargeNow charging network for the first 24 months.

ChargeNow, makes everyday on-the-go charging a convenient and seamless part of owning a BMW i vehicle. Through ConnectedDrive, the in-vehicle BMW i navigation (through Navigation Professional) or by using the BMW i Remote app, BMW i drivers can easily locate the nearest public charging stations, with real time use status shown, if available.

All BMW i owners are provided 2 complimentary ChargeNow cards with each BMW i vehicle, for customer support and access to all public charging locations on Charge Net's growing network - to plug in and charge the BMW i.

[VISIT CHARGENOW.CO.NZ](https://www.chargenow.co.nz)



## WHERE CAN I CHARGE MY CAR?

There are a growing number of stations across New Zealand and are expanding all the time. Find your favourite station in a certain location or quickly view recent charging stations.

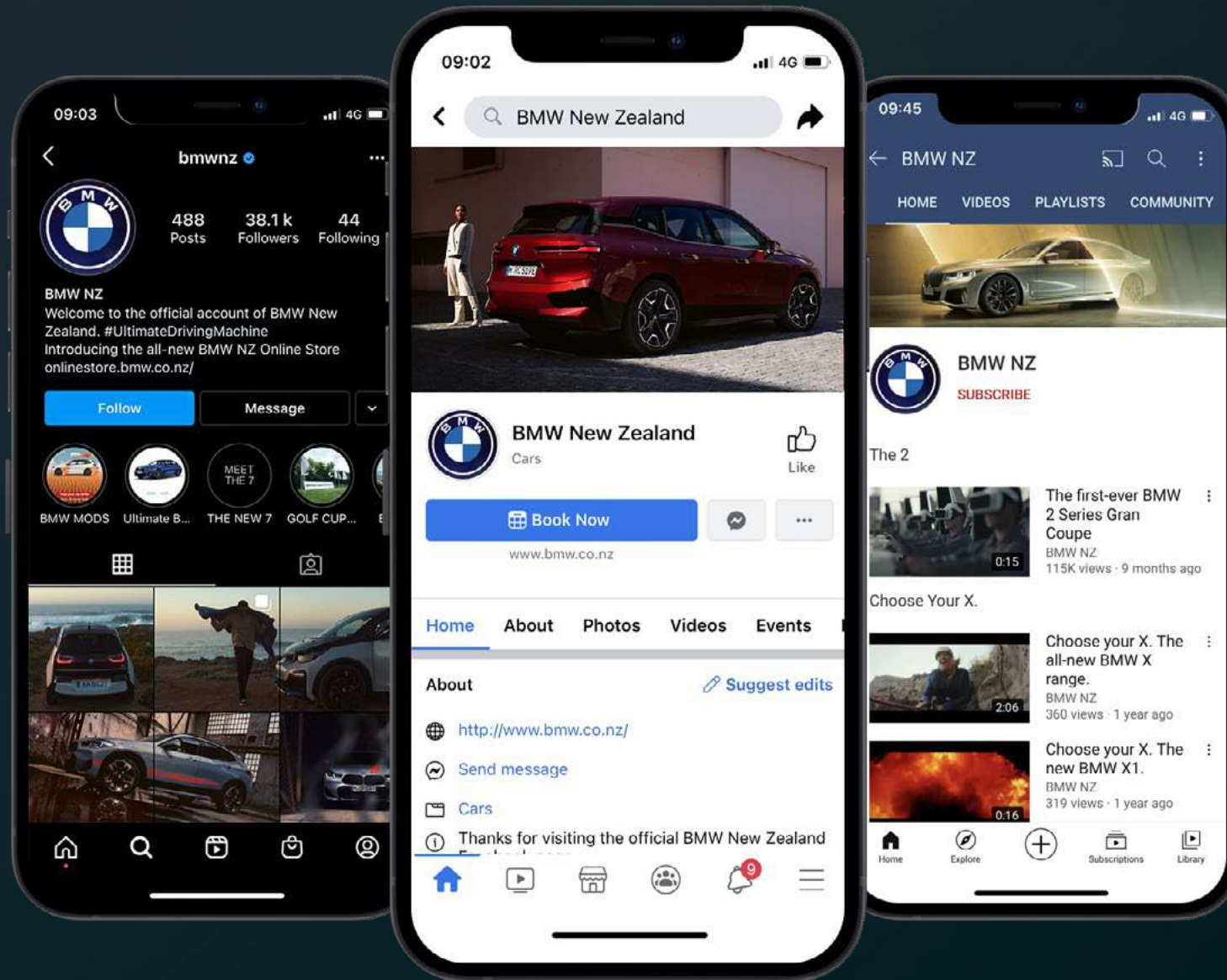
[CHARGENOW LOCATIONS](#)

## THE BMW i REMOTE APP

Find public charging stations, check availability, and send their locations directly to your BMW i. Communicate directly with your BMW i vehicle, including car location, range, and battery levels. Set preconditioning, for optimal battery and cabin temperature. Locate points of interest.











# IMMERSE YOURSELF IN THE WORLD OF BMW.

Keeping up with the Ultimate Driving Machine has never been easier. Connect with us online and stay up to date with the latest from BMW.

[www.bmw.co.nz](http://www.bmw.co.nz)

-  [facebook.com/BMWNewZealand](https://facebook.com/BMWNewZealand)
-  [instagram.com/BMWNZ](https://instagram.com/BMWNZ)
-  [youtube.com/NZBMW](https://youtube.com/NZBMW)
-  [linkedin.com/company/bmw-group-new-zealand-limited](https://linkedin.com/company/bmw-group-new-zealand-limited)





# FURTHER INFORMATION ON CO<sub>2</sub> DATA

The values of fuel consumptions, CO<sub>2</sub> emissions and energy consumptions shown were determined according to the European Regulation (EC) 715/2007 in the version applicable at the time of type approval. The figures refer to a vehicle with basic configuration in Germany and the range shown considers optional equipment and the different size of wheels and tires available on the selected model.

The CO<sub>2</sub> efficiency specifications are determined according to Directive 1999/94/EC and the European Regulation in its current version applicable. The values shown are based on the fuel consumption, CO<sub>2</sub> values and energy consumptions according to the NEDC cycle for the classification.

When charging times are shown they can be affected by a number of factors such as type of charger, voltage supplied to the charger/car and type of current (AC or DC) supplied to the charger/car. The car also plays a role in charging times as it can be set by the driver to accept various different amperage and should preconditioning be used to heat or cool the vehicle while charging this will also affect the charging time.

The basis for the calculation of the charging times for 100 km range is the electric consumption of the vehicle based on the use of a high-Powered Charging station (HPC) or charging type and current as indicted in the literature above. The testing procedure measures are based on a 23 degrees Celsius battery start and ambient temperature with certification values excluding additional auxiliary consuming devices and systems within the vehicle such as seat heating, displays, air conditioning.

Individual consumption (fuel economy) may differ due to driving profile, vehicle load profile, auxiliary consumer usage, temperature, and ambient conditions. Consumption is based on WLTP or NEDC (whichever is indicated) best case conditions and is independently tested for BMW Group. If you are comparing this range with other models or brands make sure they are stating the same WLTP or NEDC testing regime. These results can be used to compare vehicles on a close to "like for like" basis but are unlikely to be achieved in real world conditions for reasons including temperature variation, driving conditions and the use of the auxiliary systems referred to above.

Information provided and images displayed in this brochure include overseas models and may show some features not available in New Zealand. Please contact an authorised BMW dealer for specific information on vehicles and features available in New Zealand. Product changes may have been made since production of this content.

Note: To obtain NZ CO<sub>2</sub> figures for vehicles imported by BMW Group NZ in relation to the NZ Clean Car discount or "FeeBate" you will need to contact your preferred dealer. The Clean Car discount figures sourced from your dealer will differ from those listed in the BMW owner's handbook and reported figures as they have been converted by the NZ government to WLTP3 from figures derived through one of the following testing procedures: WLTP4 or NEDC.

For more information on the New Zealand Clean Car Programme, please visit [www.nzta.govt.nz/vehicles/clean-car-programme](http://www.nzta.govt.nz/vehicles/clean-car-programme)



