



T H E

C O U P É

July 2023
Production

EXPERIENCE THE BMW 2 SERIES COUPÉ.



Muscular proportions meet sporty dynamics: explore the all-new BMW 2 Series Coupé. With a track 31 mm wider than its predecessor and a rear-wheel drive architecture that is unique in this class, the BMW 2 Series Coupé offers significantly better steering characteristics and extremely agile handling. The range of powerful engines ensures driving experiences that are both efficient and dynamic.



Book a test drive




Find a BMW dealer



Build my BMW



Watch the BMW 2 Series Coupé Launch Video



Play a curated BMW Spotify Playlist



Watch a BMW 2 Series Coupé review on YouTube

MODERN
FLAIR.

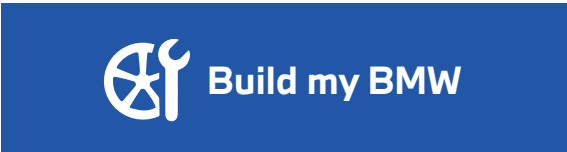


QUALITY
CONTROL.



2 SERIES COUPÉ

(52CM)



MODEL HIGHLIGHTS

- 19" M light alloys
- BMW xDrive
- Adaptive M Suspension
- M Sport brakes, Dark Blue metallic
- Leather 'Vernasca' Upholstery
- Illuminated M highlighters
- Adaptive LED headlights
- Harman Kardon Surround Sound
- Parking Assistant Plus
- BMW Head-Up display

0-100km/h	4.3 sec
Power	285 kW / 500 Nm
Engine	2,998 cc, 6-Cylinder
Transmission	xDrive
	8-speed Steptronic Sports
CO2:	204g / km 1*
Consumption	8.0 l / 100km 1

Price incl. GST **\$112,600**

Clean Car Programme (Estimated Rebate / Fee)* **TBC**

* To obtain NZ Fuel Consumption and Emission figures for vehicles imported by BMW Group New Zealand you will need to contact your preferred dealer. In relation to the NZ Clean Car discount or "FeeBate the WLTP3 Emission and Consumption figures converted by the NZ government will differ from the WLTP4 figures listed in BMW owner's handbook and reported figures. For more information on the New Zealand Clean Car Programme, please [click here](#).

THE 2 SERIES COUPÉ HIGHLIGHTS



FAST GEAR CHANGES.

The standard 8-speed Steptronic sport transmission offers incredibly sporty gear changes. In SPORT PLUS mode on the M240i xDrive model and with the selector lever in the left-hand S/M position, the gear shifts are configured for the maximum performance.



SPORTIER COCKPIT.

All displays and controls inside the cockpit of the BMW 2 Series Coupé are consistently driver-oriented. The M leather steering wheel including multifunction, M emblem and rim in soft 'Nappa' leather delivers a sporty and direct steering sensation.



TURBINE STYLE KIDNEY GRILLE.

The single-frame kidney grille brings both style and function to the new BMW 2 Series Coupe. The classic slats of the kidney grille are replaced by expressively styled flaps, which open or close to meet the demand for air.



ADOPTIVE M SUSPENSION.

The optional adaptive M suspension available on the M240i xDrive model can be electrically adjusted at any time to suit the road and driving conditions. You can also adjust the suspension levels via the Driving Experience Control.



ADAPTIVE LED HEADLIGHTS.

The boldly designed Adaptive LED headlights feature a single light tube in each lamp which really stand the car out from the range whilst giving drivers improved visibility without dazzling oncoming vehicles.



EXTERIOR

Alpine White 300	NCO
Black Sapphire 475	\$1,690
Mineral White A96	\$1,690
Melbourne Red A75	\$1,690
M Portimao Blue C31	\$1,690
Thundernight C56	\$1,690
Brooklyn Grey C4P	\$1,690
BMW Individual Frozen Pure Grey, metallic C5A	\$5,000
BMW Individual Portimao Blue, metallic C6R	\$5,000



WHEELS



1VZ **NCO**

19" M light alloy wheels Double-spoke style 792 M Bicolour with mixed tyres.

Front: 8 J × 19, 225/40 R19

Rear: 8.5 J × 19, 255/35 R19

Snow chains cannot be fitted



1W0 **NCO**

19" M light alloy wheels Double-spoke style 893 M Bicolour with mixed tyres and performance tyres







Front: 8.5 J × 19, 245/35 ZR19

Rear: 9.5 J × 19, 255/35 ZR19

Snow chains cannot be fitted



INTERIOR

	Alcantara/ Sensatec Black with contrast stitching Blue and Black, Black interior colour KGNL	NCO
	Black with contrast stitching Blue, Black interior colour MANL	NCO
	Oyster with décor stitching, Black interior colour MAOI	NCO
	Cognac with décor stitching, Black interior colour Only available with M Sport Seat (711) MAPQ	NCO
	Black with décor stitching, black interior colour MAH7	NCO
	Tacora Red with décor stitching, Black interior colour MAG6	NCO






TRIM

Black high gloss with
highlight trim finishers
Pearl Chrome
4AT

NCO



M interior trim finishers
Aluminium Tetragon
4KK

NCO

BMW INDIVIDUAL

The expression of personality.

Accentuate your own character with genuine exclusivity: this is precisely what BMW Individual aspires to. Whether you are seeking a special colour or exclusive materials, you can provide a perfect figure for your inspirations. With an automobile that matches your preferences precisely, down to the finest detail. BMW Individual – an expression of personality.



LIMITLESS.

From Dakar Yellow to Nardo Grey: BMW Individual offers you a wide range of exclusive paint finishes to choose from. More than 120 different colours are available, allowing every character to find its own personal expression. Matt paint finishes by BMW Individual boldly emphasise the powerful design language of every BMW.



UNMISTAKABLE.

In designing the details of the interior with immaculate fine-grain Merino leather, BMW Individual leaves you a completely free hand. From the choice of colours to the composition of impressive leather coverings in Bicolour, everything is possible. Masterly contrasting stitching produces an exclusive character. Personalised signets and monograms form highlights of individualisation.



LIMITLESS.

All trims have one thing in common: they are made of the highest quality materials. Whether they are made of aluminium mesh, carbon or precious wood - create exciting contrasts in the interior of your BMW M or achieve corresponding effects between the interior and accent trims and the leather upholstery.

[Start BMW Individual Visualiser](#)

THE BMW CONNECTED DRIVE



DIGITAL KEY

Why put your key in the ignition if you have your Android smartphone with you? The Digital Key3, 4, 5 allows you to lock and unlock your BMW and even start the engine without needing a physical key. It can be downloaded to your smartphone using the BMW Connected app and shared with family and friends. The term is one year.



CONNECTED NAVIGATION

Trying to find a parking space close to your destination? This is an easy task with Parking Space Assistant. It suggests vacant spaces in large parking facilities or on the street and based on your selection, finds the best route for you with the highest likelihood of an available space.



CONNECTED PACKAGE PROFESSIONAL

Remote Services, Real Time Traffic Information, Apple CarPlay® preparation or perhaps In-Car Experiences? Why order individual options when you can have everything together? With the Connected Package Professional, you can enjoy these services from BMW ConnectedDrive.



DRIVING ASSISTANT

Driving Assistant Professional offers optimum comfort and maximum safety during lots of critical or monotonous driving situation with Steering and lane control assistant incl. support in narrow places, Emergency Stop Assistant, local hazard warning, Lane Keeping Assistant with active side collision protection and other safety functions.



THE BMW LIVE COCKPIT

BMW Live Cockpit with curved display (BMW Operating 8.0) provides cutting edge innovations as standard. Incorporating new generations of professional multimedia, BMW Live Cockpit Professional features BMW Head-Up display, fully digital instrument panel and includes the ConnectedDrive digital services



BMW xDRIVE

Weather changes and road situations can change in a flash, whatever the season. But with xDrive, BMW's intelligent all-wheel drive system, your car will respond quickly to allow you to enjoy maximum driving pleasure, even on the most difficult road surfaces. 4WD, all-wheel drive and 4x4 are all terms that are used interchangeably, but all equate to the same thing. BMW xDrive is powered by an extra layer of intelligence, making it one of the most technically advanced all-wheel drive systems in the segment.

THE INTELLIGENT ALL-WHEEL DRIVE SYSTEM FROM BMW



The xDrive system is automatically enabled each time the engine is started, so it is permanently engaged to ensure you have maximum grip in all conditions. Therefore, it is not necessary or possible to activate or deactivate the system.

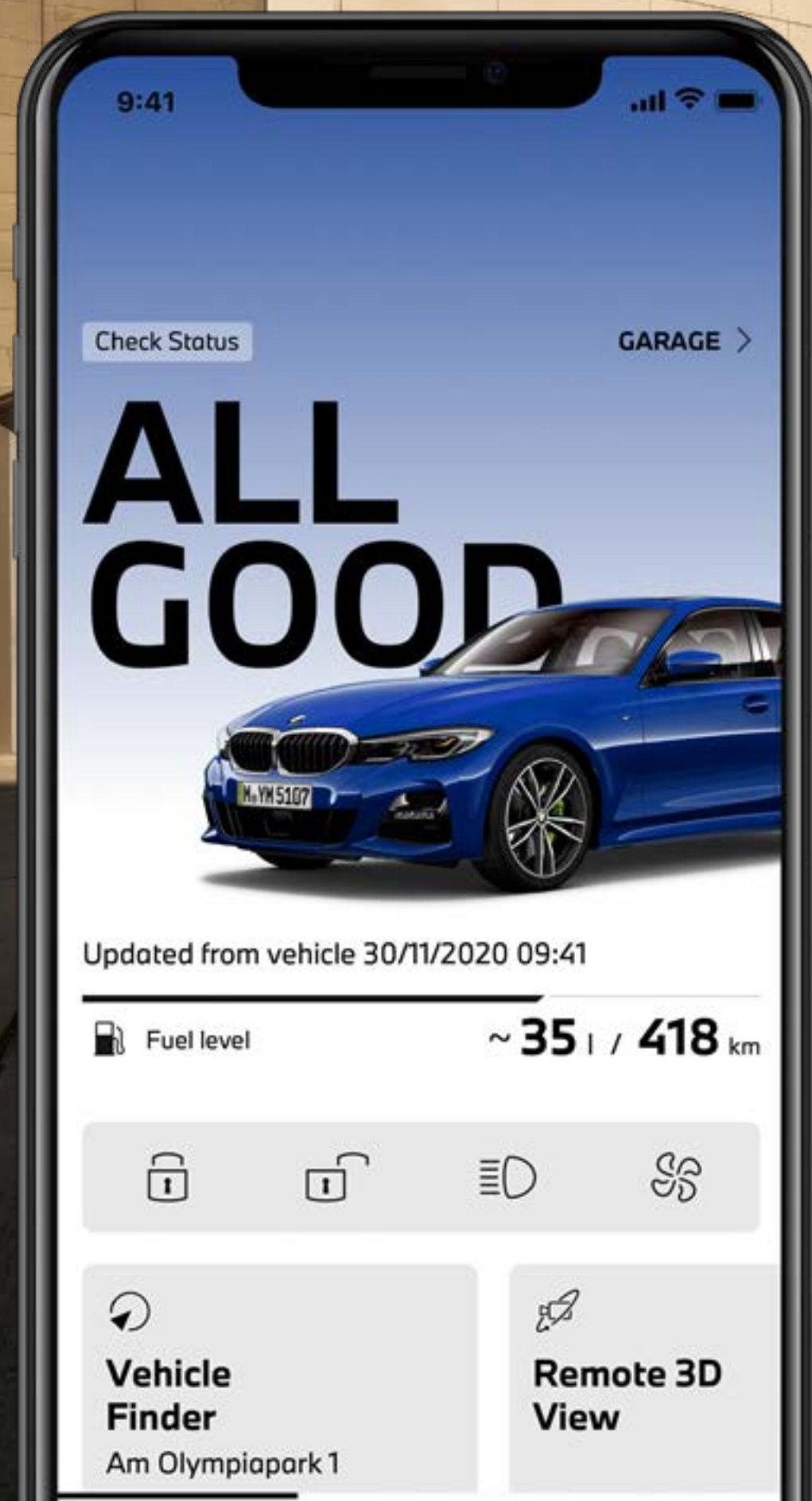


MY BMW APP

STAY IN THE DRIVER'S SEAT,
WHEREVER YOU ARE.

Connect your vehicle to your life. The My BMW App keeps you at the wheel with total control of your BMW, whether you're in your vehicle or not.

- **Remote control**
Lock and unlock your BMW from wherever you are.
- **Location location location**
Access your car's location remotely and send locations to your car's GPS, so you're always ready for the journey.
- **Driving conditions**
Set the temperature of your car remotely for the perfect climate the moment you open the door.
- **Great service**
Let your BMW tell you when it's time for a service, then schedule it with just a touch.
- **It's personal**
It's MyBMW, after all. Enter your BMW's colour palette, and the app design follows suit.





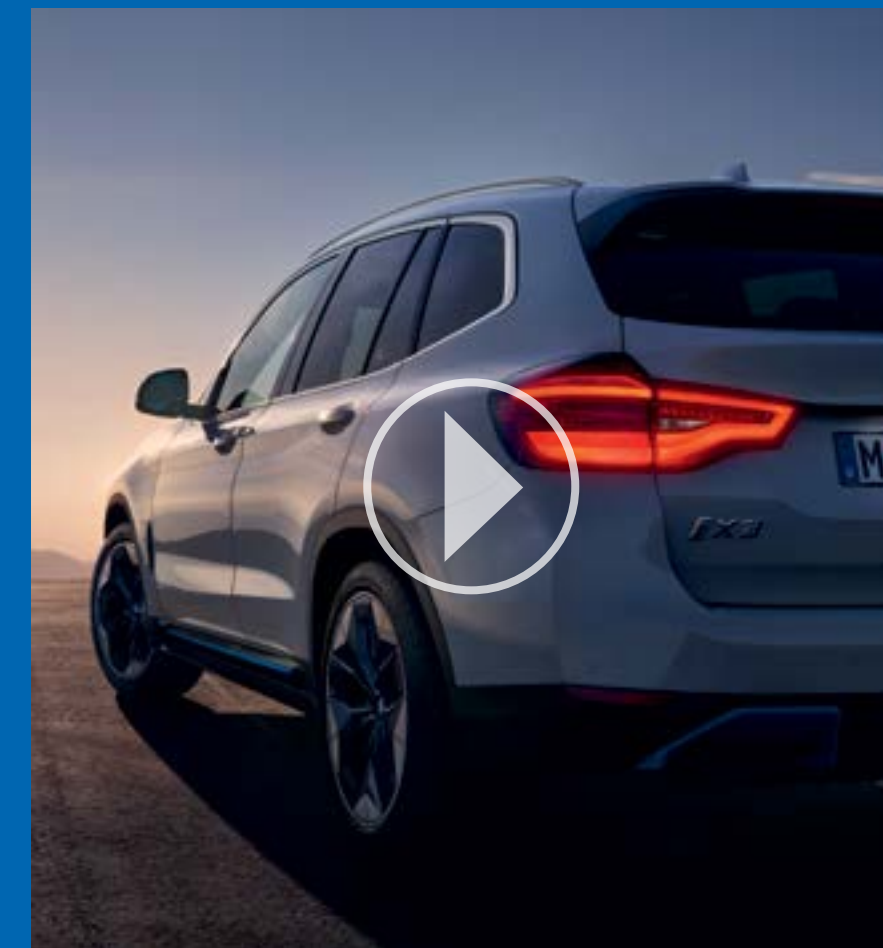
SUSTAINABILITY AT BMW

ACTIONS AND TECHNOLOGIES THAT HAVE A REAL EFFECT.

No competitor comes close to matching the comprehensive and diverse BMW Group portfolio of electrified models (fully electric BEV, partly electric PHEV), with half a million such vehicles delivered to customers to date.

- In co-operation with ChargeNet, BMW i customers in New Zealand can access the ChargeNow 'electric highway' - 100 fast-charging stations from Kaitaia to Invercargil.
- BMW Group considers sustainability a fundamental aspect of its past, present and future corporate strategy.
- Decades-long history of action to protect the climate and significantly reduce fuel consumption.
- Focus on further electrification of the product roster as the key measure for lowering CO2 emissions.
- Largest range of plug-in hybrids as the most versatile form of electrification.
- Greatest benefit of plug-in hybrids: enabling both customary range and driving without generating local emissions.
- Fully electric BMW i3 is uniquely sustainable, with sales figures still rising six years after launch.
- By 2023: 25 models with electrified powertrains, half of them pure battery electric vehicles.
- Numerous awards for eco-conscious design covering the entire product lifecycle.

MEET THE ELECTRIFIED BMW FAMILY



For an electric vehicle it is not only important to consider how fast and safely it travels, but also how far it will take you. In this consideration, the range of an electric vehicle also depends on factors such as the speed, driving style and outside temperature as well as the use of the air conditioning or seat heating. These are factors that we cannot calculate. But all the others we can. Here you can find out all about the ranges of our electric cars and plug-in hybrid vehicles.



THE EQUIPMENT

M240i xDRIVE STANDARD EQUIPMENT

POWERTRAIN AND TECHNOLOGY

- M TwinPower Turbo inline 6-cylinder petrol engine with one twin-scroll turbocharger with Valvetronic, Double VANOS and High Precision Injection
- M Sport Differential, electronically controlled limited slip differential
- BMW xDrive
- Adaptive M Suspension
- 8-speed Steptronic Sports transmission w/ gearshift paddles on steering wheel
- Auto Start/Stop function
- Electric power steering with Servotronic
- Driving Experience Control with including SPORT, COMFORT and ECO PRO
- Brake pad wear indicator
- Variable sport steering

SAFETY

- M Sport brakes, Dark Blue metallic
- Active Protection
- Airbags: front airbags for driver and front passenger, side airbags for driver and front passenger integrated in the seat backrest bolsters, head airbags for all 4 outer seats.
- Central locking with electronic vehicle immobiliser
- Dynamic braking lights
- Automatic Stability Control (ASC), Dynamic Stability Control (DSC),

Anti-lock Braking System (ABS), Dynamic Brake Control (DBC), Cornering Brake Control (CBC)

- Warning triangle and first aid kit
- Tyre repair kit

DRIVER ASSISTANCE

- BMW Head-Up Display
- Cruise control with braking function
- Driving Assistant, incl. Lane Departure Warning, Lane Change Warning, Approach control Warning with city-braking intervention, Rear Cross Traffic Warning, Rear Collision Prevention and Speed Limit Information
- Speed limiter
- Speed Limit Info
- Active Cruise Control with Stop&Go function
- Parking Assistant Plus, incl. Parking Assistant with Active Park Distance Control front & rear, Reversing Assistant, Surround View, Panorama View, 3D View

LIGHT AND SIGHT

- Exterior mirrors with automatic anti-dazzle function driver's side, electrically adjustable and heated, with electric fold-in function
- Interior anti-dazzle mirror
- Adaptive LED headlights incl. High Beam Assistant and taillights
- Rain sensor
- Follow-me-home function, if the headlight flasher is activated after

the ignition is shut off, the low-beam headlights continue to shine for a set time

EXTERIOR DESIGN AND EQUIPMENT

- M Aerodynamics package
- M High-gloss Shadow Line
- 19" M light alloy with performance tyres
- M wing mirrors
- Free-form tailpipes
- Exterior trim in Cerium Grey: BMW Kidney grille frame, front air intake inserts, mirror upper housing, model designation badges, tailpipe finishers
- M Rear Spoiler

INTERIOR DESIGN, COMFORT AND EQUIPMENT

- Comfort Access system
- Electric Glass Sunroof
- Electric Seat Adjustment incl. driver's side seat memory function
- Leather 'Vernasca' Upholstery
- Illuminated M highlighters
- Lumbar support for driver, electric
- Seat Heating for driver and front passenger
- 1 x USB ports Type A, 1 x USB Type C and 1 x 12V power socket in driver area
- Ambient interior lighting
- Automatic climate control, 2-zone control

M240i xDRIVE STANDARD EQUIPMENT

- Floor mats in velour
- M Headliner Anthracite
- M leather steering wheel with multifunction buttons
- Sport seats for driver and front passenger
- Storage Compartment Package
- Through-loading system

BMW CONNECTEDDRIVE

- Intelligent Emergency Call
- BMW TeleServices
- Smartphone Integration incl. Apple CarPlay and Android Auto
- Vehicles apps (News and Weather)*
- BMW Intelligent Personal Assistant*
- Caring Car*
- Remote Software Update*
- Connected Package Professional* incl. Remote Services*, Real Time Traffic Information (RTTI)*

* 3 year subscription

ENTERTAINMENT, COMMUNICATION AND INFORMATION

- BMW Live cockpit Professional with 12.3" instrument display, 14.0" Control Display with BMW Operating System 8.0
- BMW ID, customised vehicle settings can be saved to individual driver profiles
- Digital Radio (DAB+)
- harman / kardon Surround Sound System 464W digital amplifier and 14 high-end surround loudspeakers
- Wireless charging



INNOVATIONS PACKAGE

- 1CR Remote engine start
- 248 Steering wheel heating
- 2VB Tyre Pressure monitor
- 302 Alarm system
- 420 Sun protection glazing
- 6DR BMW Drive Recorder

Optional package **\$3,650**



M SPORT PRO PACKAGE (33B)

M Sport Brake, Red	(3M2)
M Lights Shadowline	(3MF)
M Seat belts	(4GQ)
M rear spoiler in Black	(754)
M high-gloss Shadowline with Extended Contents	(7M9)

Optional **\$2,800**

OPTIONAL EQUIPMENT

248	Steering wheel heating Brings the steering-wheel rim up to a comfortable temperature within a very short time after switch-on.	\$500	<input type="radio"/>
302	Alarm system For monitoring doors, engine-compartment lid and tailgate, including interior-movement sensor, tilt sensor and siren with emergency power supply.	\$ 1,200	<input type="radio"/>
420	Sun protection glazing Darker tinted glass for rear and rear side windows.	\$1,000	<input type="radio"/>
711	M Sport seats M-specific design of seat base and seat backrest in bucket seat characteristics for optimised lateral support. Only available with MANL/MAPQ leather upholstery.	\$1,600	<input type="radio"/>
1CR	Remote Engine start Allows for preconditioning of the vehicle (heating in winter, cooling in summer)	\$ 790	<input type="radio"/>
2VB	Tyre pressure monitor Electronic tyre pressure monitoring for each tyre. 3-stage tyre pressure warning with text and image in the instrument cluster.	\$500	<input type="radio"/>
3M2	M Sport brakes, Red Red painted brake calipers with 'M' designation	NCO	<input type="radio"/>

2 Series Coupé

OPTIONAL EQUIPMENT

4GQ	M seatbelts Safety belts front and rear in black with M-specific stripes	\$500
6DR	BMW Drive Recorder Allows recording of a video of the vehicle's surroundings and play this video back on the central information display. The video can also be exported via USB to a personal device	\$500
7M9	High-Gloss Shadowline extended contents In addition to the contents of the high-gloss Shadowline exterior trim, the extended high-gloss Shadowline exterior trim comprises the kidney frame in high-gloss Black and tailpipe finishers in Black Chrome.	\$500

2 Series Coupé

○

○

○

BMW OFFERS & SERVICES



BMW GROUP FINANCIAL SERVICES

BMW Group Financial Services is your one stop shop for all your Finance, Leasing and Insurance needs.

Each BMW dealership has a dedicated Business Manager who can put together a tailored finance and insurance package, to make getting into your next BMW even easier.

Speak to your Business Manager today about our Finance and Insurance products.



GENUINE BMW SERVICE

Quality and safety are the essence of a Genuine BMW Service. When you buy a BMW, you can look forward to superb service and comprehensive customer care.

BMW Service Inclusive is complimentary with all BMW's sold new in New Zealand for a period of 3 years, so you don't have to waste a moment thinking about the cost of maintenance for your vehicle.

For more information visit bmw.co.nz/service



BMW DRIVING EXPERIENCE

If you've ever wondered why a BMW is the Ultimate Driving Machine, a BMW Driving Experience course is for you. Sign up for a BMW Driving Experience course and you will learn what these remarkable vehicles can really do. More importantly, you will also acquire essential skills that will enhance your driving ability and safety.

For more information, call 0508 BMW DRIVE (0508 269374) or email BMW@tracktime.co.nz



COST OF OWNERSHIP

PEACE OF MIND, SO YOU CAN GET ON WITH THE JOY OF DRIVING.



5 YEAR
WARRANTY*

- BMW NZ factory-supported warranty programme.
- Covers manufacturing defects.
- Transferable to the next owner.
- Valid for 5 years/100,000 kms.
- No claims excess.



5 YEAR
ROADSIDE ASSIST

- Emergency Hotline, 24/7, 365 days a year.
- Includes onward travel and accommodation.
- Includes lock-out or lost key assistance.
- Includes tow to emergency charging.
- Valid for 5 years/unlimited kms.



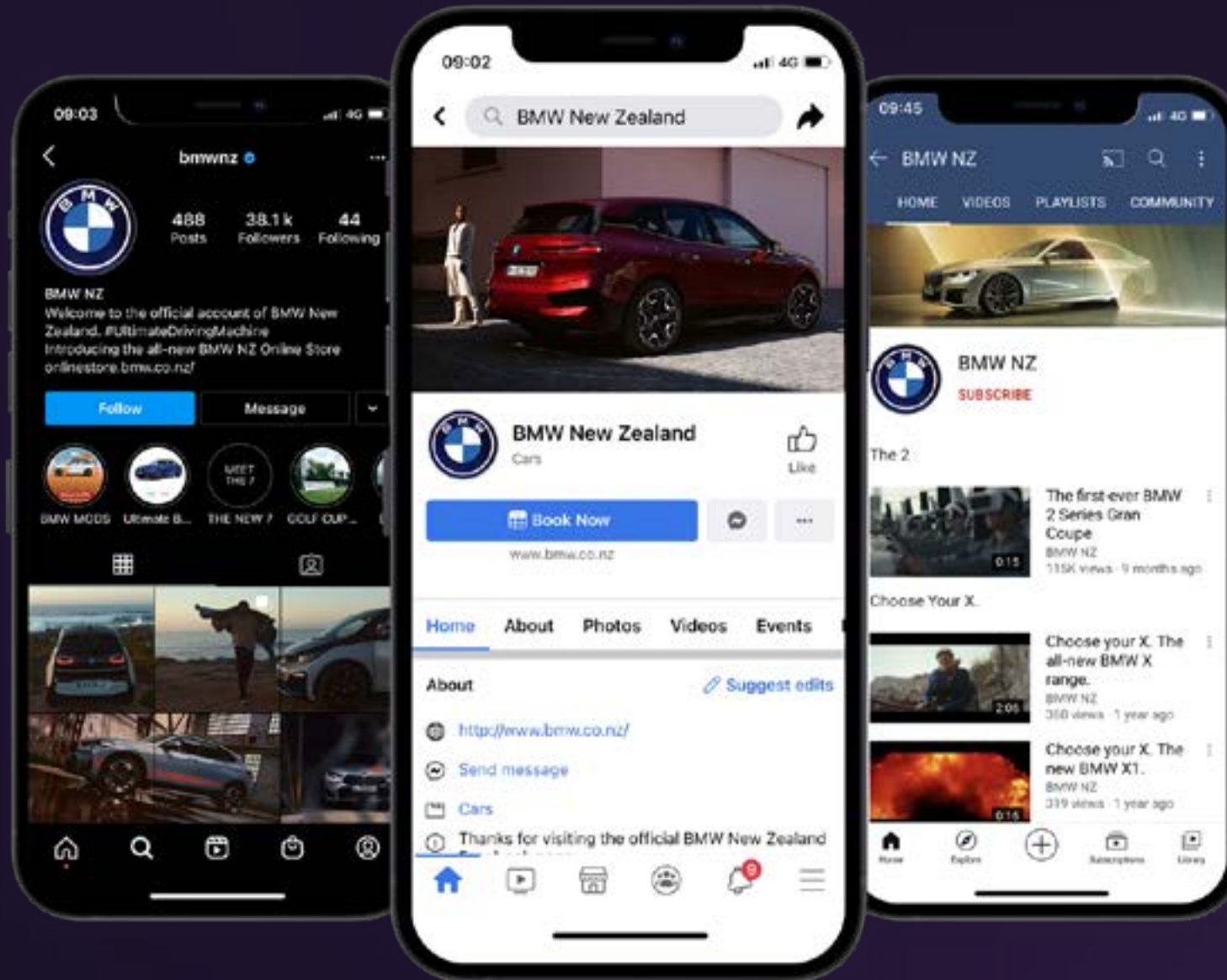
3 YEAR
FREE SERVICING*

- Includes scheduled servicing and maintenance tailored to the NZ market.
- Includes all warrant of fitness checks.
- Includes oil top-ups and wiper blades.
- Valid for 3 years/unlimited kms.



3 YEAR CONNECTED
DRIVE SERVICES





- BMW Connected App for iOS and Android.
- Includes free map updates.
- Real-time traffic information.



IMMERSE YOURSELF IN THE WORLD OF BMW.

Keeping up with the Ultimate Driving Machine has never been easier. Connect with us online and stay up to date with the latest from BMW.

www.bmw.co.nz

-  facebook.com/BMWNewZealand
-  instagram.com/BMWNZ
-  youtube.com/NZBMW
-  linkedin.com/company/bmw-group-new-zealand-limited



FURTHER INFORMATION ON CO₂ DATA

The values of fuel consumptions, CO₂ emissions and energy consumptions shown were determined according to the European Regulation (EC) 715/2007 in the version applicable at the time of type approval. The figures refer to a vehicle with basic configuration in Germany and the range shown considers optional equipment and the different size of wheels and tires available on the selected model.

The CO₂ efficiency specifications are determined according to Directive 1999/94/EC and the European Regulation in its current version applicable. The values shown are based on the fuel consumption, CO₂ values and energy consumptions according to the NEDC cycle for the classification.

When charging times are shown they can be affected by a number of factors such as type of charger, voltage supplied to the charger/car and type of current (AC or DC) supplied to the charger/car. The car also plays a role in charging times as it can be set by the driver to accept various different amperage and should preconditioning be used to heat or cool the vehicle while charging this will also affect the charging time.

The basis for the calculation of the charging times for 100 km range is the electric consumption of the vehicle based on the use of a high-Powered Charging station (HPC) or charging type and current as indicted in the literature above. The testing procedure measures are based on a 23 degrees Celsius battery start and ambient temperature with certification values excluding additional auxiliary consuming devices and systems within the vehicle such as seat heating, displays, air conditioning.

Individual consumption (fuel economy) November differ due to driving profile, vehicle load profile, auxiliary consumer usage, temperature, and ambient conditions. Consumption is based on WLTP or NEDC (whichever is indicated) best case conditions and is independently tested for BMW Group. If you are comparing this range with other models or brands make sure they are stating the same WLTP or NEDC testing regime. These results can be used to compare vehicles on a close to "like for like" basis but are unlikely to be achieved in real world conditions for reasons including temperature variation, driving conditions and the use of the auxiliary systems referred to above.

Information provided and images displayed in this brochure include overseas models and November show some features not available in New Zealand. Please contact an authorised BMW dealer for specific information on vehicles and features available in New Zealand. Product changes November have been made since production of this content.

Note: To obtain NZ CO₂ figures for vehicles imported by BMW Group NZ in relation to the NZ Clean Car discount or "FeeBate" you will need to contact your preferred dealer. The Clean Car discount figures sourced from your dealer will differ from those listed in the BMW owner's handbook and reported figures as they have been converted by the NZ government to WLTP3 from figures derived through one of the following testing procedures: WLTP4 or NEDC.

For more information on the New Zealand Clean Car Programme, please visit www.nzta.govt.nz/vehicles/clean-car-programme

