

THE 1



July 2023
Production



THRILL SEEKER. THE 1



Authority that is instantly recognisable: the design of the BMW 1 Series leaves a powerful impression both inside and outside. Starting with the dynamic front with its large double kidney grille and broad front apron. Clearly defined contours run parallel to the flowing roof line through to the distinctive rear. The premium character of the BMW 1 Series continues into the interior. Here passengers can enjoy a generously proportioned and open atmosphere of well-being. The cockpit impresses with ergonomically optimised equipment features and its systematically implemented driver-orientation.



Book a test drive




Find a BMW dealer



Build my BMW



Watch the 1 Video



Play a curated
BMW Spotify Playlist



Watch the 1
Overview on YouTube



EYE-CANDY
TO GO.





LOOK,
BUT PLEASE
TOUCH.



118i M SPORT

(7K32)

Show model highlights

 Build my BMW



MODEL HIGHLIGHTS

- 18" M light alloy wheels Double-spoke style
819 M Bi-colour
- Interior trim finishers 'Illuminated Boston'
- M Aerodynamics package, aerodynamic front and rear bumper trims, side sills
- M leather steering wheel
- M Sport Package
- M Sport Suspension
- Wireless charging

Consumption	5.9 l / 100km ^[1]
0-100km/h	8.5 sec
Engine	3-cylinder
CO2	155g / km ^[1] *
Transmission	7-speed automatic
Power/Torque	103kW / 220 Nm

Price incl. GST **\$60,900**

Clean Car Programme (Estimated Rebate / Fee)* **TBC**

* To obtain NZ Fuel Consumption and Emission figures for vehicles imported by BMW Group New Zealand you will need to contact your preferred dealer. In relation to the NZ Clean Car discount or "FeeBate" the WLTP3 Emission and Consumption figures converted by the NZ government will differ from the WLTP4 figures listed in BMW owner's handbook and reported figures. For more information on the New Zealand Clean Car Programme, please [click here](#).



M135i xDRIVE

(7L12)

Show model highlights

 Build my BMW



MODEL HIGHLIGHTS

- 19" M light alloy wheels V-spoke style 557 M Bi-colour, with mixed tyres
- Automatic air conditioning 2-zone with extended contents
- Comfort access system
- Leather 'Dakota'
- M Sport brakes, blue
- M Sport Seats, front
- M Sport Steering

Consumption	7.5 l / 100km ¹⁾
0-100km/h	4.8 sec
Engine	4-cylinder
CO2	180.4g / km ^[1] *
Transmission	8-speed Sport automatic
Power/Torque	225kW / 450 Nm

Price incl. GST **\$97,700**

Clean Car Programme (Estimated Rebate / Fee)* **TBC**

* To obtain NZ Fuel Consumption and Emission figures for vehicles imported by BMW Group New Zealand you will need to contact your preferred dealer. In relation to the NZ Clean Car discount or "FeeBate" the WLTP3 Emission and Consumption figures converted by the NZ government will differ from the WLTP4 figures listed in BMW owner's handbook and reported figures. For more information on the New Zealand Clean Car Programme, please [click here](#).



THE 1 BMW M135i

The BMW M135i xDrive represents the sporting apex of the BMW 1 Series. With every detail, its powerful design points to this leading role – supported by a comprehensive package of high-quality features and advanced technologies. Explore the interior and exterior details, driving dynamic components and innovative equipment features or examine the technical data to find out about the outstanding performance and efficient consumption of the BMW M135i xDrive.



POWERFUL ENGINE.

From a displacement of only 1,998 litres, the BMW M135i xDrive develops an impressive 225kW and a high torque of 450 Nm. Responsible for this impressive performance is the combination of enlarged turbocharger, optimised intake air ducting, high performance cooling package and M exhaust unit with air vent control.



TOP DRIVING DYNAMICS.

The combination of the two-stage charging M TwinPower Turbo engine, fast-shifting 8-speed Steptronic Sport transmission, MSport suspension with M Sport differential as standard and BMW xDrive enables driving dynamic performance at a supreme level.



SPORTY INTERIOR.

The interior trim finishers on the dashboard and door trim lend the interior a progressive ambience with a high sense of value. The shimmering pattern of the discreetly backlit finishers creates both an attractive as well as a pleasant atmosphere in the vehicle.



PURE ATHLECTICS.

Distinctive, sporty, authoritative – from the broad front with large inlets and M135i xDrive Specific double kidney grille in mesh design, via the dynamic sloping roof silhouette with M rear spoiler through to the expressive rear with 100-mm tailpipes.



M SPORT SEATS

The M sports seats with integrated headrests, deep sitting surface and high side and backrest bolsters offer the driver and front passenger improved support, even in fast turns. In addition, the seat can be adjusted to your individual body size thanks to the integrated backrest width adjustment.



THE 1 HIGHLIGHTS



AUTHORITATIVE DESIGN.

From the large intakes at the front to the flowing silhouette and shoulders with a newly interpreted Hofmeister kink, the exterior of the BMW 1 Series embodies dynamism and driving pleasure with every detail and every precise line.



OPTIMISED INTERIOR.

High-quality materials, ergonomically optimised equipment and pioneering technologies – the interior of the BMW 1 Series impresses not only with its high level of functionality but also with its premium character and generous sense of space.



DRIVING DYNAMICS.

Powerful acceleration, agile handling and safe roadholding – the new BMW 1 Series makes every trip a highlight thanks to its capable engines and superb range of dynamic drive and suspension components.



DRIVER ASSISTANCE.

Parking assistant comes with Rear View camera and Active Park Distance Control for increased protection while parking. Parking Assistant parks the vehicle automatically, parallel or perpendicular to the street, and also leaves parking spaces. The Reversing Assist function remembers the last 50m of your journey and automatically steers in the reverse direction for ease of navigation.



THE BMW LIVE COCKPIT

The brand new infotainment, navigation and multimedia system provides cutting edge innovations as standard. Incorporating new generations of professional multimedia, BMW Live Cockpit Professional features high resolution control display, fully digital instrument panel and includes the ConnectedDrive digital services



EXTERIOR OPTIONS



Non-Metallic Paint

Alpine White 300	NCO
----------------------------	-----

Metallic Paint

Black Sapphire 475	\$1,690
------------------------------	---------

Melbourne Red A75	\$1,690
-----------------------------	---------

Misano Blue C1D	\$1,690
---------------------------	---------

Storm Bay C3N*	\$1,690
--------------------------	---------

*Please note BMW Individual ordering time frames apply.
Contact BMW Group New Zealand for further information.

118i	M135i xDrive
------	--------------

●	●
---	---

○	○
---	---

○	○
---	---

○	○
---	---

○	○
---	---



WHEELS



1RL
18" M light alloy wheels
Double-spoke style 819 M
Bicolour

Front: 8J × 18, 225/40 R 18

Rear: 8J × 18, 225/40 R 18

Only with M Sport Package (337). Not in conjunction with M Sport Brake (2nH)
Snow Chains can be fitted



1Y2
18" M light alloy wheels
V-spoke style 554 M

Front: 8J × 18, 225/40 R 18

Rear: 8J × 18, 225/40 R 18

M135i xDrive comes with Performance tyres (1Y0)
Only with M Sport Package (337)
Snow chains can be fitted



1RR
19" M light alloy wheels
Double-spoke style 552 M
Bicolour

Front: 8J × 19, 235/35 R 19

Rear: 8J × 19, 235/35 R 19

Only with M Sport Package (337)
Snow chains cannot be fitted



1Y3
19" M light alloy wheels
V-spoke 557 M Bicolour

Front: 8J × 19, 235/35 R 19

Rear: 8J × 19, 235/35 R 19

Only with M Sport Package (337)
Snow chains cannot be fitted

NCO • 118i - M135i xDrive

\$500 ○ **NCO** 118i ○ M135i xDrive

\$1,000 ○ **NCO** 118i ○ M135i xDrive

NCO - 118i • M135i xDrive



INTERIOR OPTIONS



Cloth 'Trigon'/SensaTec
Black | Black
KKSX **NCO**



Leather 'Dakota' with
perforations Black | Black
PDSW **NCO**




Leather 'Dakota' with
perforations Black/Blue
highlight | Black
PDN4 Only with M Sport Package (337) **NCO**



Leather 'Dakota' with
perforations Magma Red/
Grey highlight | Black
PDFM **NCO**



Leather 'Dakota' with
perforations Mocha | Black
PDMY **NCO**



Cloth 'Trigon'/Alcantara
black
HLSW **NCO**
*Only with cost-option M Sport seats (711)

118i
M135i xDrive

● -

- ○

- ○

- ○

- ○

- ●



TRIM OPTIONS



Illuminated Boston
4P2

NCO

Illuminated Berlin
4P3

NCO

118i
M135i xDrive

- ●
- ○



THE BMW CONNECTED DRIVE



DIGITAL KEY

Why put your key in the ignition if you have your Android smartphone with you? The Digital Key3, 4, 5 allows you to lock and unlock your BMW and even start the engine without needing a physical key. It can be downloaded to your Android smartphone using the My BMW app and shared with family and friends. The term is one year.



CONNECTED NAVIGATION

Trying to find a parking space close to your destination? This is an easy task with Parking Space Assistant. It suggests vacant spaces in large parking facilities or on the street and based on your selection, finds the best route for you with the highest likelihood of an available space. You can also pay for parking cash-free using PARK NOW. The term is three years.



CONNECTED PACKAGE PROFESSIONAL

Remote Services, Real Time Traffic Information, Apple CarPlay® preparation or perhaps In-Car Experiences? Why order individual options when you can have everything together? With the Connected Package Professional, you can enjoy these services from BMW ConnectedDrive.



DRIVING ASSISTANT

Driving Assistant Professional offers optimum comfort and maximum safety during lots of critical or monotonous driving situation with Steering and lane control assistant incl. support in narrow places, Emergency Stop Assistant, local hazard warning, Lane Keeping Assistant with active side collision protection and other safety functions.



THE BMW LIVE COCKPIT

The brand new infotainment, navigation and multimedia system (BMW Operating 7.0) provides cutting edge innovations as standard. Incorporating new generations of professional multimedia, BMW Live Cockpit Professional features touch-capable, high resolution control display, fully digital instrument panel and includes the ConnectedDrive digital services



THE INTELLIGENT ALL-WHEEL DRIVE SYSTEM FROM BMW



BMW xDRIVE

Weather changes and road situations can change in a flash, whatever the season. But with xDrive, BMW's intelligent all-wheel drive system, your car will respond quickly to allow you to enjoy maximum driving pleasure, even on the most difficult road surfaces. 4WD, all-wheel drive and 4x4 are all terms that are used interchangeably, but all equate to the same thing. BMW xDrive is powered by an extra layer of intelligence, making it one of the most technically advanced all-wheel drive systems in the segment.

The xDrive system is automatically enabled each time the engine is started, so it is permanently engaged to ensure you have maximum grip in all conditions. Therefore, it is not necessary or possible to activate or deactivate the system.

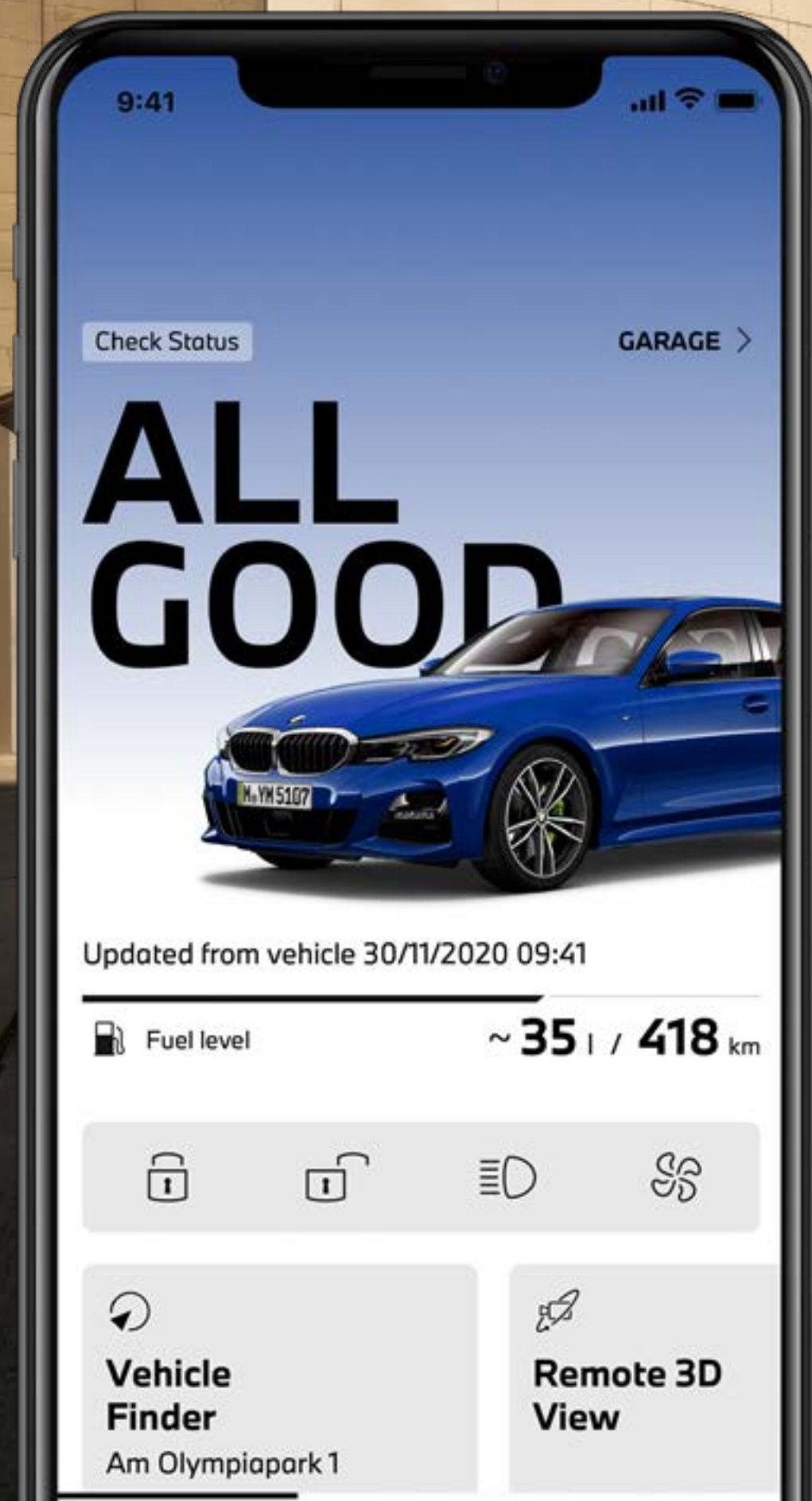


MY BMW APP

STAY IN THE DRIVER'S SEAT,
WHEREVER YOU ARE.

Connect your vehicle to your life. The My BMW App keeps you at the wheel with total control of your BMW, whether you're in your vehicle or not.

- **Remote control**
Lock and unlock your BMW from wherever you are.
- **Location location location**
Access your car's location remotely and send locations to your car's GPS, so you're always ready for the journey.
- **Driving conditions**
Set the temperature of your car remotely for the perfect climate the moment you open the door.
- **Great service**
Let your BMW tell you when it's time for a service, then schedule it with just a touch.
- **It's personal**
It's MyBMW, after all. Enter your BMW's colour palette, and the app design follows suit.





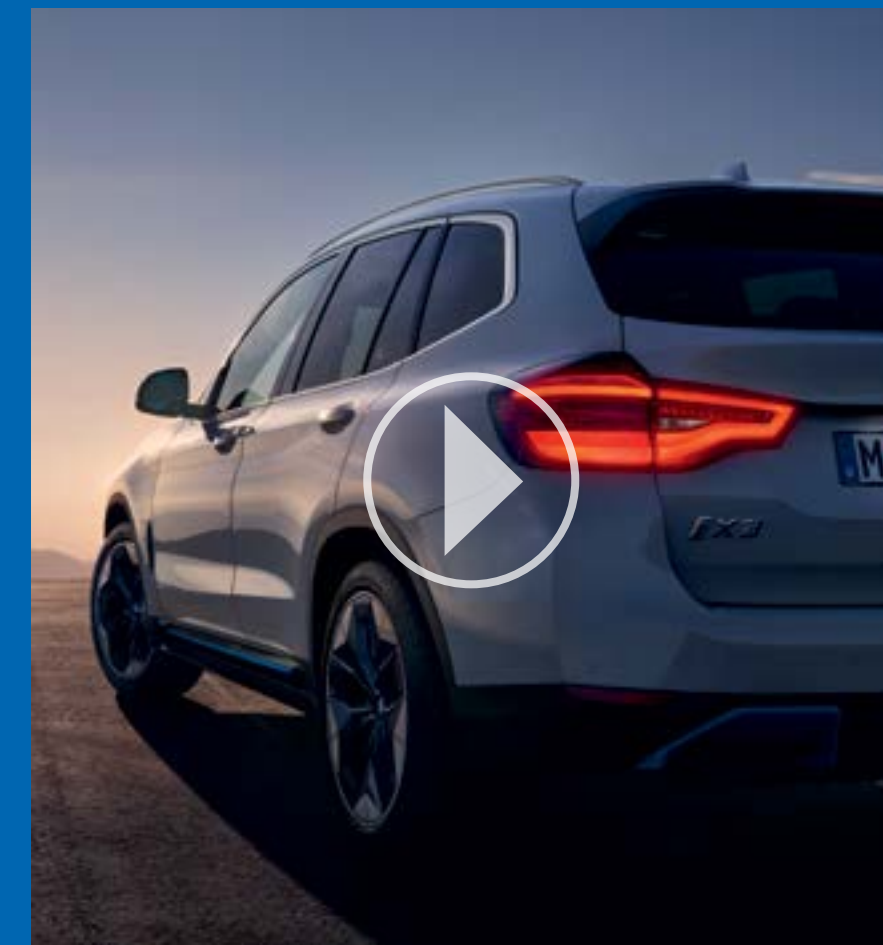
SUSTAINABILITY AT BMW

ACTIONS AND TECHNOLOGIES THAT HAVE A REAL EFFECT.

No competitor comes close to matching the comprehensive and diverse BMW Group portfolio of electrified models (fully electric BEV, partly electric PHEV), with half a million such vehicles delivered to customers to date.

- In co-operation with Charge Net, BMW i customers in New Zealand can access the ChargeNow 'electric highway' - 100 fast-charging stations from Kaitaia to Invercargil.
- BMW Group considers sustainability a fundamental aspect of its past, present and future corporate strategy.
- Decades-long history of action to protect the climate and significantly reduce fuel consumption.
- Focus on further electrification of the product roster as the key measure for lowering CO2 emissions.
- Largest range of plug-in hybrids as the most versatile form of electrification.
- Greatest benefit of plug-in hybrids: enabling both customary range and driving without generating local emissions.
- Fully electric BMW i3 is uniquely sustainable, with sales figures still rising six years after launch.
- By 2023: 25 models with electrified powertrains, half of them pure battery electric vehicles.
- Numerous awards for eco-conscious design covering the entire product lifecycle.

MEET THE ELECTRIFIED BMW FAMILY



For an electric vehicle it is not only important to consider how fast and safely it travels, but also how far it will take you. In this consideration, the range of an electric vehicle also depends on factors such as the speed, driving style and outside temperature as well as the use of the air conditioning or seat heating. These are factors that we cannot calculate. But all the others we can. Here you can find out all about the ranges of our electric cars and plug-in hybrid vehicles.



THE 1 PACKAGES





118i
M135i xDrive

INNOVATIONS PACKAGE

- **Electronic seat adjustment (459)**
An optimal seat position is a prerequisite for a safe and comfortable journey. Seat adjustment, electric, with memory conveniently saves the preferred settings for the driver's seat and the exterior mirrors.
- **Seat heating for driver and front passenger (494)**
Provides pleasant warmth, adjustable in three levels. The heat elements warm the surface of the seat, the side bolsters, and the entire contact surface of the backrest.
- **Panorama glass roof (402)**
The Panorama glass roof provides mesmerising views and allows a great deal of light into the interior, lending it a particularly spacious and open ambience. With slide and lift functions, the Panorama glass roof provides a variety of options for great ventilation.

\$4,500

○ -



THE 1 EQUIPMENT

BMW 135i



STANDARD EQUIPMENT

118i M SPORT

ENGINE, POWERTRAIN AND TECHNOLOGY

- 7-Speed Steptronic automatic transmission with double clutch
- Auto Start/Stop function
- BMW TwinPower 3-cylinder petrol engine
- Brake pad wear indicator
- Driving Experience Control with Adaptive mode including SPORT, COMFORT and ECO
- Electric power steering with Servotronic
- Larger Capacity Fuel Tank
- M Sport Suspension
- Performance Control

EXTERIOR DESIGN AND EQUIPMENT

- 18" M light alloy wheels Double-spoke style 819 M Bicolour
- BMW Individual High-gloss Shadow Line, window frame and air breather surround in black
- Exterior Mirror Package
- M Aerodynamics package, aerodynamic front and rear bumper trims, side sills
- M Sport Package

LIGHT AND SIGHT

- Exterior mirrors with automatic anti-dazzle function driver's side, electrically adjustable and heated, with electric fold-in function
- Follow-me-home function, if the headlight flasher is activated after the ignition is shut off, the low-beam headlights continue to shine for a set time
- High-Beam Assistant
- LED Fog lights
- LED headlights
- Rain sensor

DRIVER ASSISTANCE

- Cruise control with braking function
- Parking assistant, incl. Lateral Parking Aid,
- Rear View Camera and park distance control for front and rear

SAFETY

- Active Protection
- Airbags, 8 in total: front airbags for driver and front passenger, side airbags for driver and front passenger integrated in the seat backrest bolsters, head airbags for all 4 outer seats.
- Automatic Stability Control (ASC), Dynamic Stability Control (DSC), Anti-lock Braking System (ABS), Braking Assistant, Cornering Brake Control (CBC), Dynamic Traction Control (DTC)

- Central locking with electronic immobiliser
- Dynamic braking lights
- Tyre repair kit
- Warning triangle and first aid kit

ENTERTAINMENT, COMMUNICATION AND INFORMATION

- BMW Live cockpit Professional* with 12.3" instrument display and high-resolution (1920x1080) 10.25" Control Display incl. split screen function and BMW Intelligent Personal Assistant
- DAB+ digital radio
- Personal Profile, customised control functions can be saved into the keys
- Stereo speaker system with 6 loudspeakers



STANDARD EQUIPMENT

CONNECTED DRIVE FEATURES

- Connected Package Professional incl. Remote Services*, Real Time Traffic Information (RTTI)* and Apple CarPlay
- ConnectedDrive Services* incl. BMW Connected+ and includes free usage of vehicles apps via BMW Online (News and Weather)
- Connectivity via in-built SIM card, 4G LTE network compatible
- Intelligent Emergency Call
- TeleServices

* 3 year subscription

INTERIOR DESIGN, COMFORT AND EQUIPMENT

- Air Conditioning 1 Zone
- Cloth / Sensatec upholstery
- Interior lights package
- Interior Mirror Package
- Interior rear-view mirror with anti-dazzle function
- Interior trim finishers 'Illuminated Berlin'
- Sport leather steering wheel
- Sport seats for driver and front passenger
- Storage Compartment Package
- Through-loading-system
- BMW Individual headliner anthracite
- Interior trim finishers 'Illuminated Boston'
- M leather steering wheel

M135i xDRIVE

IN ADDITION TO 118i M Sport

- 19" M light alloy wheels V-spoke style 557 M Bicolour, with mixed tyres
- 8-Speed Steptronic Sport automatic transmission with gearshift paddles
- Comfort access
- Electronic seat adjustment
- Leather 'Dakota'
- M Seat Belts
- M Sport suspension with specific tuning Automatic air conditioning 2-zone with extended contents
- BMW TwinPower 4-cylinder petrol engine
- M Rear Spoiler
- M Sport brakes blue
- M Sport Seats front and rear
- M Sport Steering
- BMW Head-Up Display
- Harman Kardon surround sound system



OPTIONAL EQUIPMENT

			118i	M135i xDrive
223	Adaptive Suspension Adaptation of dampers to the respective driving and road situation. Adds Adaptive mode to Driving Experience Control. <small>Not in conjunction with 1RR/ 1Y3</small>	\$2,500	-	○
2VB	Tyre pressure monitor Electronic tyre pressure monitoring for each tyre. 3-stage tyre pressure warning with text and image in the instrument cluster.	\$500	-	○
302	Alarm system For monitoring doors, engine-compartment lid and tailgate, including interior-movement sensor, tilt sensor and siren with emergency power supply.	\$1,200	-	○
316	Automatic operation of tailgate Remote opening with key, closing by tailgate button and key.	\$900	○	○
322	Comfort access system Keyless access to the vehicle.	\$1,000	○	●
402	Panorama glass roof With electrically operated glass roof and headliner and integrated wind deflector.	\$2,250	-	○



OPTIONAL EQUIPMENT

420	Sun protection glazing Darker tinted glass for rear and rear side windows.	\$1,000
459	Electric seat adjustment With memory function for driver's seat	\$2,000
494	Seat heating for driver and front passenger	\$800
754	M rear spoiler Available only with M Sport Package (337)	\$400

118i
M135i xDrive

- | | |
|-----------------------|----------------------------------|
| <input type="radio"/> | <input type="radio"/> |
| <input type="radio"/> | <input checked="" type="radio"/> |
| <input type="radio"/> | <input type="radio"/> |
| <input type="radio"/> | <input checked="" type="radio"/> |



BMW OFFERS & SERVICES.



BMW GROUP FINANCIAL SERVICES

BMW Group Financial Services is your one stop shop for all your Finance, Leasing and Insurance needs.

Each BMW dealership has a dedicated Business Manager who can put together a tailored finance and insurance package, to make getting into your next BMW even easier.

Speak to your Business Manager today about our Finance and Insurance products.



GENUINE BMW SERVICE

Quality and safety are the essence of a Genuine BMW Service. When you buy a BMW, you can look forward to superb service and comprehensive customer care.

BMW Service Inclusive is complimentary with all BMW's sold new in New Zealand for a period of 3 years, so you don't have to waste a moment thinking about the cost of maintenance for your vehicle.

For more information visit bmw.co.nz/service



BMW DRIVING EXPERIENCE

If you've ever wondered why a BMW is the Ultimate Driving Machine, a BMW Driving Experience course is for you. Sign up for a BMW Driving Experience course and you will learn what these remarkable vehicles can really do. More importantly, you will also acquire essential skills that will enhance your driving ability and safety.

For more information, call 0508 BMW DRIVE (0508 269374) or email BMW@tracktime.co.nz



COST OF OWNERSHIP

PEACE OF MIND, SO YOU CAN GET ON WITH THE JOY OF DRIVING.



5 YEAR WARRANTY*

- BMW NZ factory-supported warranty programme.
- Covers manufacturing defects.
- Transferable to the next owner.
- Valid for 5 years/100,000 kms.
- No claims excess.



5 YEAR ROADSIDE ASSIST

- Emergency Hotline, 24/7, 365 days a year.
- Includes onward travel and accommodation.
- Includes lock-out or lost key assistance.
- Includes emergency fuel.
- Valid for 5 years/unlimited kms.



3 YEAR FREE SERVICING*

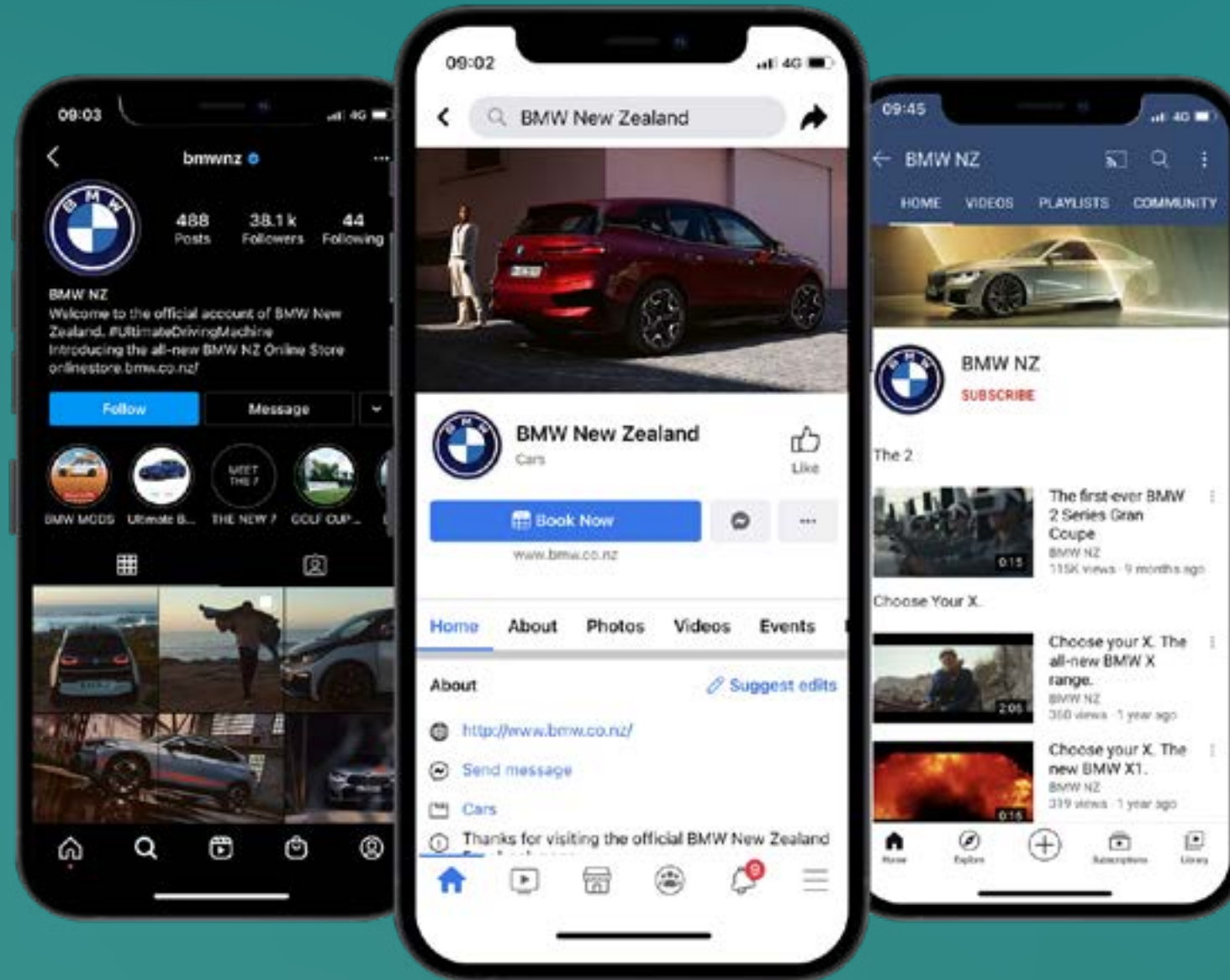
- Includes scheduled servicing and maintenance tailored to the NZ market.
- Includes all warrant of fitness checks.
- Includes oil top-ups and wiper blades.
- Valid for 3 years/unlimited kms.



3 YEAR CONNECTED DRIVE SERVICES

- BMW Connected App for iOS and Android.
- Includes free map updates.
- Real-time traffic information.





*All programmes tailored for the NZ-new vehicle market.



IMMERSE YOURSELF IN THE WORLD OF BMW.

Keeping up with the Ultimate Driving Machine has never been easier. Connect with us online and stay up to date with the latest from BMW.

www.bmw.co.nz

-  facebook.com/BMWNewZealand
-  instagram.com/BMWNZ
-  youtube.com/NZBMW
-  linkedin.com/company/bmw-group-new-zealand-limited



FURTHER INFORMATION ON CO₂ DATA

The values of fuel consumptions, CO₂ emissions and energy consumptions shown were determined according to the European Regulation (EC) 715/2007 in the version applicable at the time of type approval. The figures refer to a vehicle with basic configuration in Germany and the range shown considers optional equipment and the different size of wheels and tires available on the selected model.

The CO₂ efficiency specifications are determined according to Directive 1999/94/EC and the European Regulation in its current version applicable. The values shown are based on the fuel consumption, CO₂ values and energy consumptions according to the NEDC cycle for the classification.

When charging times are shown they can be affected by a number of factors such as type of charger, voltage supplied to the charger/car and type of current (AC or DC) supplied to the charger/car. The car also plays a role in charging times as it can be set by the driver to accept various different amperage and should preconditioning be used to heat or cool the vehicle while charging this will also affect the charging time.

The basis for the calculation of the charging times for 100 km range is the electric consumption of the vehicle based on the use of a high-Powered Charging station (HPC) or charging type and current as indicted in the literature above. The testing procedure measures are based on a 23 degrees Celsius battery start and ambient temperature with certification values excluding additional auxiliary consuming devices and systems within the vehicle such as seat heating, displays, air conditioning.

Individual consumption (fuel economy) may differ due to driving profile, vehicle load profile, auxiliary consumer usage, temperature, and ambient conditions. Consumption is based on WLTP or NEDC (whichever is indicated) best case conditions and is independently tested for BMW Group. If you are comparing this range with other models or brands make sure they are stating the same WLTP or NEDC testing regime. These results can be used to compare vehicles on a close to "like for like" basis but are unlikely to be achieved in real world conditions for reasons including temperature variation, driving conditions and the use of the auxiliary systems referred to above.

Information provided and images displayed in this brochure include overseas models and may show some features not available in New Zealand. Please contact an authorised BMW dealer for specific information on vehicles and features available in New Zealand. Product changes may have been made since production of this content.

Note: To obtain NZ CO₂ figures for vehicles imported by BMW Group NZ in relation to the NZ Clean Car discount or "FeeBate" you will need to contact your preferred dealer. The Clean Car discount figures sourced from your dealer will differ from those listed in the BMW owner's handbook and reported figures as they have been converted by the NZ government to WLTP3 from figures derived through one of the following testing procedures: WLTP4 or NEDC.

For more information on the New Zealand Clean Car Programme, please visit www.nzta.govt.nz/vehicles/clean-car-programme

