

THE  
NEW

# ix1



**July 2023**  
Production






# DISCOVER THE iX1



The first fully electric BMW iX1 combines the innovation of BMW i with the flexibility of a BMW X model. Equipped with the innovative fifth-generation eDrive technology, the spacious yet compact BMW iX1 impresses with dynamic performance values and a high range. Thanks to its excitingly sporty exterior, it delivers a visual statement of self-assured presence. And in combination with state-of-the-art digital technology in the interior, the new BMW iX1 offers an agile driving experience for all those who seek adventure in their everyday life.



[Watch the X1 Video](#)



[Play a curated BMW Spotify Playlist](#)



[Watch the X1 review on YouTube](#)





TAKE YOUR DREAMS  
TO NEW PLACES





ELECTRIFY

YOUR DREAMS





# iX1 xDRIVE30

(62EF)

Show model highlights

 Build my BMW



## MODEL HIGHLIGHTS

- 19" M light-alloy wheels Double-spoke style 871 M Bicolour
- Adaptive LED headlights
- BMW Live Cockpit Professional
- Driving Assistant Professional
- HiFi Loudspeaker system Harman Kardon
- M Sport Package
- Metallic paint
- Panorama glass sunroof
- Parking Assistant Plus
- Seat heating for driver and front passenger

0-100km/h	5.6 sec
Battery	64.7 kWh
Fuel type	Battery electric
Max DC charge	130kW
Range	Up to 440km range (WLTP)
Power/Torque	230kW / 494Nm

Price incl. GST **\$96,900**

Clean Car Programme (Estimated Rebate / Fee)\* **Cost neutral**

\* To obtain NZ Fuel Consumption and Emission figures for vehicles imported by BMW Group New Zealand you will need to contact your preferred dealer. In relation to the NZ Clean Car discount or "FeeBate" the WLTP3 Emission and Consumption figures converted by the NZ government will differ from the WLTP4 figures listed in BMW owner's handbook and reported figures. For more information on the New Zealand Clean Car Programme, please [click here](#).





# iX1 HIGHLIGHTS



## FRESH FACED

At the centre of the front is the distinctive and large, almost square double kidney grille. In combination with the slim Adaptive LED headlights, extending far into the flanks, the new BMW iX1 delivers a powerful statement.



## REMARKABLE REAR

Thanks to their interplay of transparent and dark smoked glass together with the hexagonal pattern in the side, the three-dimensional L-shaped rear lights deliver an unmistakably modern statement.



## ENHANCED ASSISTANCE

Driving Assistant Plus, Reversing Assistant and Parking Assistant makes driving the iX1 safer to drive by avoiding risks, reversing the vehicle into familiar spaces and also helps with parking in tight places to assist with preventing parking damage.



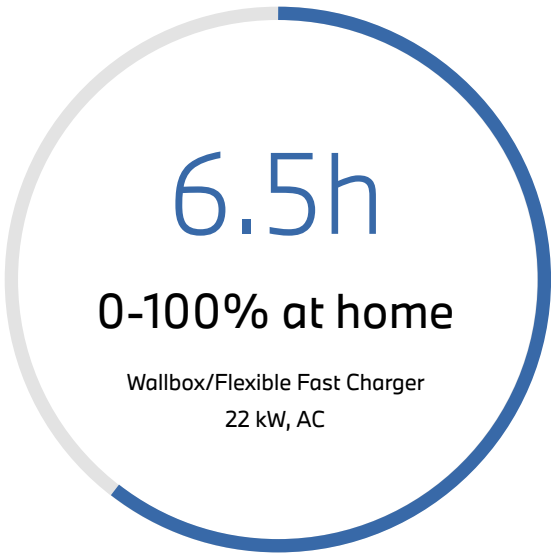

## CURVED EYE CATCHER

The slim and frameless BMW Curved Display with touch and voice control is a true eye-catcher and at the same time your key interface to BMW iDrive.



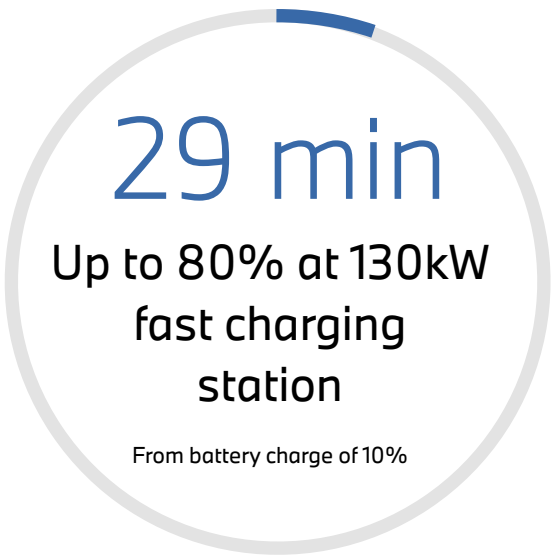


# CHARGE FASTER



## Home charging

Using alternating current (AC) the BMW iX1 can be charged at up to 22 kW, at charging stations or using a Wallbox or power socket at home.



## Public charging

The battery of the BMW iX1 can be charged using DC and HPC fast-charging stations as well as AC charging points. The ChargeNow fob and the My BMW app provide access to the public BMW Charging network.



# EXTERIOR OPTIONS




• Standard   ◦ Optional   **NCO** No Cost Option   Product features, specifications, models and prices are subject to change without notice. The general information in these materials should always be read in conjunction with other specific materials and information available from BMW Group New Zealand. E&OE Effective from 1st July 2023.

## Non-Metallic Paint



**Alpine White 300** **NCO**

## Metallic Paint



**Black Sapphire 475** **NCO**



**Phytonic Blue C1M** **NCO**  
Not available with M Sport Package



**Mineral White A96** **NCO**



**Space Silver C67** **NCO**



**M Portimao Blue metallic C31** **NCO**  
Only with M Sport Package



**Utah Orange metallic C66** **NCO**  
Not available with M Sport Package



**Sanremo Green metallic C4E** **NCO**  
Not available with M Sport Package



**Cape York Green metallic C5Y** **NCO**



**BMW Individual Storm Bay metallic C3N** **\$2,500**



**BMW Individual Frozen Pure Grey metallic C5A** **\$3,300**

X1 xDrive30 xLine  
X1 xDrive30 M Sport

● ●

○ ○

- ○

○ ○

○ ○

- ○

○ -

○ -

○ ○

○ ○

○ ○

\*Please note BMW Individual ordering time frames apply. Contact BMW Group New Zealand for further information.





# WHEEL OPTIONS



**1EE**  
19" light-alloy wheels V-spoke style 867 Bicolour  
**NCO**  
**Tyres:** 8 J × 19 / tyres 245/45 R 19, standard tyres  
Snow chains cannot be fitted



**1EK**  
19" M light-alloy wheels Double-spoke style 871 M Bicolour  
**NCO**  
**Tyres:** 8 J × 19 / tyres 245/45 R 19, standard tyres  
Snow chains cannot be fitted



**1EU**  
20" BMW Individual Light alloy wheels multi-spoke style 869  
**\$1,500**  
**Tyres:** 8 J × 20 / tyres 245/40 R 20, standard tyres  
Snow chains cannot be fitted

X1 xDrive30 xLine  
X1 xDrive30 M Sport

● -

- ●

○ ○





# INTERIOR OPTIONS



**Veganza perforated, Black**  
**KUSW** NCO



**Veganza perforated, Oyster**  
**KUCX** NCO




**Veganza perforated, Mocha**  
**KUMY** NCO



**Leather Vernasca, Black**  
**MASW** \$2,800



**Leather Vernasca, Oyster**  
**MACX** \$2,800



**Leather Vernasca, Mocha**  
**MAMY** \$2,800



**M Alcantara/Veganza combination, Black contrast stitching in Blue**  
Standard and exclusively available within M Sport (337)  
**KTNL** NCO

X1 xDrive30 M Sport





# TRIM OPTIONS



Interior trim finishers  
Aluminium 'Mesheffect'  
4KL

NCO



Interior trim finishers  
Fine-wood trim Eucalyptus  
open-pored  
4EW

NCO



Interior trim finishers  
high-gloss black  
4AT

NCO



Interior trim finishers  
Hexacube Pale M  
4HU

Only available with M Sport Package

NCO

X1 xDrive30 xLine

●

X1 xDrive30 M Sport

■

○

■

○

○

■

●





# THE BMW CONNECTED DRIVE



## REVERSING ASSISTANT

The Reversing Assistant also manoeuvres the vehicle self-assuredly out of challenging situations like: remembering the steering movements of the last 50 metres travelled.

This means that even challenging situations such as narrow roads, cul-de-sacs or tight parking spaces present no problems at all.



## CURVED DISPLAY

Nearly all vehicle functions can be controlled using the large BMW Curved Display. Angled towards the driver and equipped with intuitive widgets, it makes operation by touch even more convenient.



## BMW HEAD-UP DISPLAY

The full-colour BMW Head-Up Display projects all information relevant to the journey directly into the driver's field of vision.



## PERSONAL ASSISTANT

Your personal digital assistant for the new BMW X1 is always at your side and responds to voice commands. Automate My Habits independently performs your preferred functions, such as opening the side window in the entrance to car parks. As an expert, it explains how to use vehicle functions to the optimum on request.



## BMW DIGITAL KEY

With the BMW Digital Key your smartphone becomes a digital key. Unlock the new BMW X1 by holding your smartphone next to the handle of the driver's door. Start the vehicle without the use of a key by pressing a button as soon as your smartphone is in the BMW charging cradle.





# BMW WALLBOX

Stay charged and ready to go with the BMW Wallbox Gen 3. With its safe and high-charging capacity of up to 22kW\*, start charging any vehicle as soon as it's connected. Featuring clever compact design and easy to use cable management, the Wallbox connects directly to the power supply, so you always have the power you need for the journey ahead. BMW Wallbox's are suitable for all fully electric and hybrid vehicles that have a type 2 charging socket.



**To discover more about how the BMW Wallbox works please click to watch a quick information video.**

Each BMW 3rd Generation Wallbox package includes all mounting hardware and fixings including the Wallbox itself, installation instructions, the operating manual and drilling template. The BMW Wallbox is designed for indoor and outdoor use. When selecting the installation site, consider access from the charging socket to the vehicle and the direction in which the vehicle is normally parked.



MEDIUM SUV

**7.5 Hours to charge 0–100%<sup>^</sup>**

**55% charged in 4 hours**



LARGE SUV

**7.15 Hours to charge 0–100%<sup>^</sup>**

**56% charged in 4 hours**



<sup>^</sup>The calculation takes into account consumption and charging performance. Values refer to 29-33 degrees Celsius battery start and ambient temperature with certification values excluding additional auxiliary consumers such as seat heating, displays, air conditioning. Individual consumption may vary (depending on e.g. driving profile, temperature, ambient conditions) as well as the individually achievable charging performance (depending on e.g. battery state of charge, vehicle air conditioning). Charging performance is based on the maximum possible charging performance (depending on charging type and vehicle).



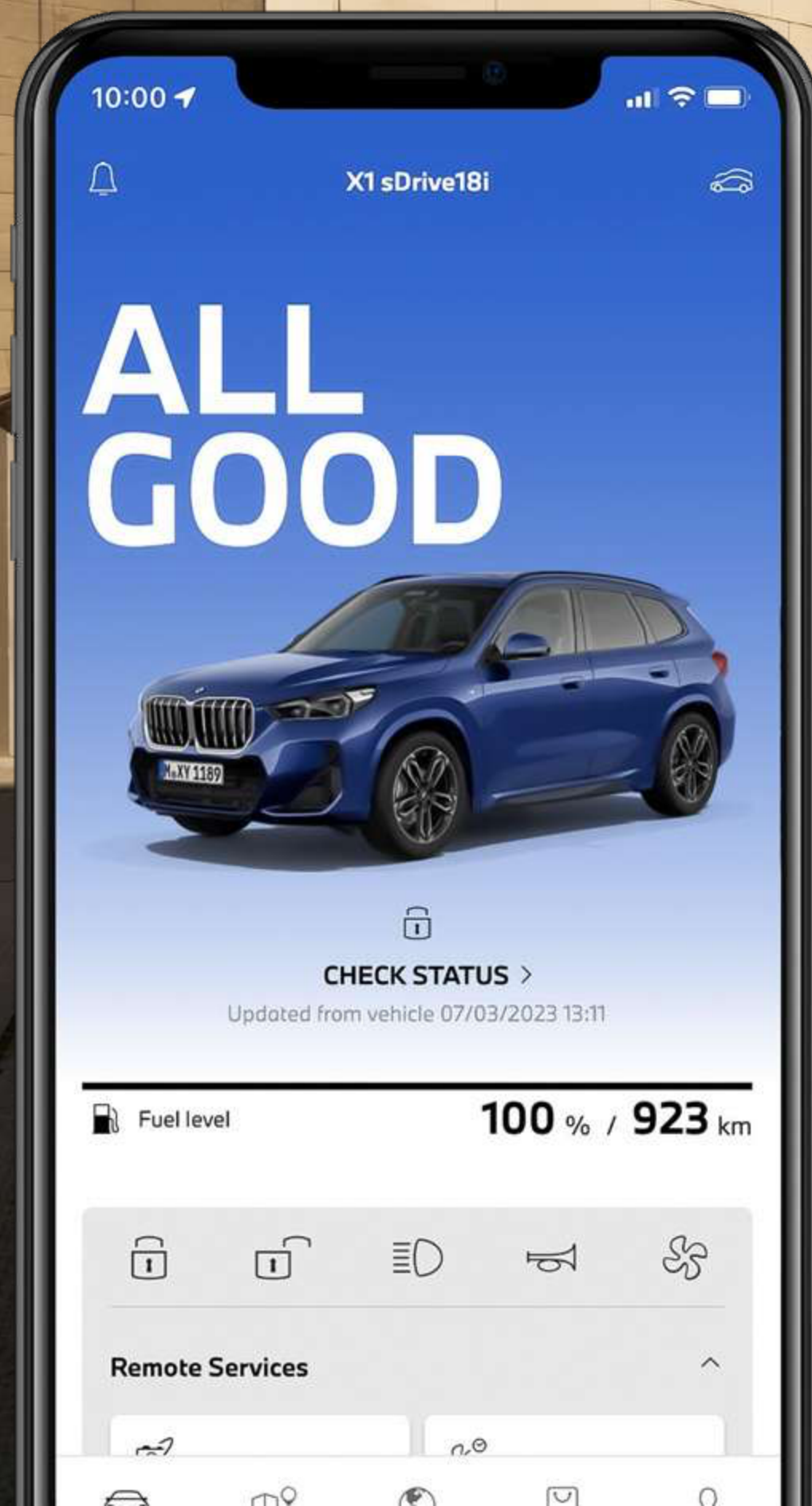


# MY BMW APP

STAY IN THE DRIVER'S SEAT,  
WHEREVER YOU ARE.

Connect your vehicle to your life. The My BMW App keeps you at the wheel with total control of your BMW, whether you're in your vehicle or not.

- **Remote control**  
Lock and unlock your BMW from wherever you are.
- **Location location location**  
Access your car's location remotely and send locations to your car's GPS, so you're always ready for the journey.
- **Driving conditions**  
Set the temperature of your car remotely for the perfect climate the moment you open the door.
- **Great service**  
Let your BMW tell you when it's time for a service, then schedule it with just a touch.
- **It's personal**  
It's MyBMW, after all. Enter your BMW's colour palette, and the app design follows suit.







THE **iX1**  
PACKAGES





# xLINE PACKAGE

19" light-alloy wheels V-spoke style 867 Bicolour	(1EE)
BMW i Blue exterior highlights*	
Aluminium Roof Rails	(3AT)
Aluminium Exterior Trim	(3MB)

Optional

NCO

O

\*Only with Alpine White (300), Sapphire Black (475), Space Silver (C67) Mineral White (A96) and BMW Individual Frozen Pure Grey (C5A)

X1 xDrive30





# THE iX1 EQUIPMENT







# STANDARD EQUIPMENT

## iX1 xDrive30

### TRANSMISSION AND TECHNOLOGY

- Automatic transmission, single speed
- Adaptive M Suspension
- Electric power steering with Servotronic
- Electronically controlled differential lock
- My modes, Personal / Efficient / Sport / Relax / Expressive
- Performance Control braking system
- Start/Stop button
- xDrive, intelligent all-wheel drive system

### EXTERIOR DESIGN AND FEATURES

- 19" M Sport alloy wheels
- Automatic operation of tailgate
- M high-gloss Shadowline
- M high-gloss roof rails
- Metallic paintwork (excluding BMW Individual)
- Mirror package including. Anti-dazzle function
- Panorama glass sunroof

### CHARGING / EV SPECIFIC FUNCTIONALITY

- 22kW AC onboard charging capability
- 130kW DC onboard charging capability
- Complimentary ChargeNow charging offer
- Mode 2 Domestic charging cable supplied
- Mode 3 Public charging cable supplied
- Vehicle pre-heating/pre-conditioning

### LIGHT AND SIGHT

- Adaptive LED headlights
- High-Beam Assist
- Rain sensor

### DRIVER ASSISTANCE

- BMW Head-Up Display
- BMW Intelligent Personal Assistant
- Driving Assistant Professional inc. Steering and Lane Control System, Active Cruise Control inc. Stop & Go and Blind Spot Monitor
- Parking Assistant Plus incl. Surround view camera, Reversing Assistant and Drive Recorder

### SAFETY

- Acoustic protection for pedestrians
- Airbags, for front, side and head
- Central locking with electronic immobiliser and crash sensor
- Dynamic braking lights
- Dynamic Stability Control (DSC), Antilock Braking System (ABS), Braking Assistant, Dynamic Brake Control (DBC), Dynamic Traction Control (DTC)
- Electronically operated parking brake
- ISOFIX child seat mounting
- Safety body shell
- Three-point set belts
- Tyre pressure monitoring system
- Tyre repair kit
- Warning triangle and first aid kit

### ENTERTAINMENT, COMMUNICATION AND INFORMATION

- Bluetooth connectivity
- BMW IconicSounds electric
- BMW Live Cockpit Pro. 10.7"+10.23" curved widescreen display
- DAB+ Digital Radio
- Harman/Kardon surround sound system
- Remote software updates
- Wireless Apple CarPlay and Android Auto
- Wireless phone charging





# STANDARD

## CONNECTEDDRIVE FEATURES

- Connected Package Professional
- ConnectedDrive Services\* and Apps
- Intelligent Emergency Call
- Real Time Traffic Information (RTTI)
- Teleservices

\* 3 year subscription

## INTERIOR DESIGN, COMFORT AND EQUIPMENT

- 2- zone automatic climate control
- Active seat for driver and front passenger
- Armrest in the front with storage compartment
- Comfort access system inc. Digital key
- Electronic windows, front and rear
- Electric seat function
- Floor mats in velour
- Foldable seats with 40:20:20 split
- Instrument panel in Sensatec
- M Aluminium hexacube dark interior trim
- M headliner Anthracite
- M leather steering wheel
- Preparation for steering wheel heating (available separately via digital subscription)
- Seat heating for driver and front passenger
- Storage compartment package







# OPTIONAL EQUIPMENT



3AC

### Towbar, electrically folding

The towbar is concealed and permanently installed behind the bumper. It is released and retracted electrically by means of a button in the luggage compartment. Maximum trailer load is 750kg.

Pricing does not include on-road costs.

\$2,600



Z320

### BMWi Blue exterior highlights

Highlights around kidney grille surrounds and rear diffuser element.

Only with Alpine White (300), Sapphire Black (475), Space Silver (C67) Mineral White (A96) and BMW Individual Frozen Pure Grey C5A)

Not available with xLine Package (7HW)

NCO



420

### Sun protection glazing

The dark tinted, sun protection glass for the rear windscreen and rear side windows prevents the interior from heating up when exposed to direct sunlight.

\$1,000



7M9

### M high-gloss Shadowline with extended contents

Window-frame surrounds/recess finisher strips, roof rails, guide bars in the front doors, A/B/C-pillar trim panels plus mirror frames and cover panels in high-gloss Black.

Only available with M Sport Package (337)

\$700



3AT

### Aluminium Roof Rails

The twin Aluminium Satinated Roof Rails accept a fitment of approved storage accessories available from BMW Aftersales

Only available with 3MB

NCO



3MB

### Aluminium Exterior Trim

Window frame surrounds and frame recess finishers in satinised Aluminium. The window guide rails in the front doors and A/B/C-pillar trim panels, mirror frames/cover panels are in high-gloss Black.

Only available with 3AT

NCO





# CONNECTED DRIVE UPGRADES

The BMW ConnectedDrive Store gives you the option of equipping your BMW with digital services and more, or extending their subscriptions.

## Heated steering wheel (248)

The heated steering wheel brings the steering wheel rim up to a comfortable temperature within a very short space of time after activation.

[www.bmw.co.nz/en/shop/ls/cp/connected-drive](http://www.bmw.co.nz/en/shop/ls/cp/connected-drive)







# BMW OFFERS & SERVICES.



## BMW GROUP FINANCIAL SERVICES

BMW Group Financial Services is your one stop shop for all your Finance, Leasing and Insurance needs.

Each BMW dealership has a dedicated Business Manager who can put together a tailored finance and insurance package, to make getting into your next BMW even easier.

Speak to your Business Manager today about our Finance and Insurance products.



## GENUINE BMW SERVICE

Quality and safety are the essence of a Genuine BMW Service. When you buy a BMW, you can look forward to superb service and comprehensive customer care.

BMW Service Inclusive is complimentary with all BMW's sold new in New Zealand for a period of 3 years, so you don't have to waste a moment thinking about the cost of maintenance for your vehicle.

For more information visit [bmw.co.nz/service](https://bmw.co.nz/service)



## BMW DRIVING EXPERIENCE

If you've ever wondered why a BMW is the Ultimate Driving Machine, a BMW Driving Experience course is for you. Sign up for a BMW Driving Experience course and you will learn what these remarkable vehicles can really do. More importantly, you will also acquire essential skills that will enhance your driving ability and safety.

For more information, call 0508 BMW DRIVE (0508 269374) or email [BMW@tracktime.co.nz](mailto:BMW@tracktime.co.nz)





# COST OF OWNERSHIP

PEACE OF MIND, SO YOU CAN GET ON WITH THE JOY OF DRIVING.



5 YEAR WARRANTY\*

- BMW NZ factory-supported warranty programme.
- Covers manufacturing defects.
- Transferable to the next owner.
- Valid for 5 years/100,000 kms.
- No claims excess.



5 YEAR ROADSIDE ASSIST

- Emergency Hotline, 24/7, 365 days a year.
- Includes onward travel and accommodation.
- Includes lock-out or lost key assistance.
- Includes emergency fuel.
- Valid for 5 years/unlimited kms.



3 YEAR FREE SERVICING\*

- Includes scheduled servicing and maintenance tailored to the NZ market.
- Includes all warrant of fitness checks.
- Includes oil top-ups and wiper blades.
- Valid for 3 years/unlimited kms.



3 YEAR CONNECTED DRIVE SERVICES

- BMW Connected App for iOS and Android.
- Includes free map updates.
- Real-time traffic information.






# SUSTAINABILITY AT BMW

## ACTIONS AND TECHNOLOGIES THAT HAVE A REAL EFFECT.

No competitor comes close to matching the comprehensive and diverse BMW Group portfolio of electrified models (fully electric BEV, partly electric PHEV), with half a million such vehicles delivered to customers to date.

- In co-operation with ChargeNet, BMW i customers in New Zealand can access the ChargeNow 'electric highway' - 100 fast-charging stations from Kaitia to Invercargil.
- BMW Group considers sustainability a fundamental aspect of its past, present and future corporate strategy.
- Decades-long history of action to protect the climate and significantly reduce fuel consumption.
- Focus on further electrification of the product roster as the key measure for lowering CO2 emissions.
- Largest range of plug-in hybrids as the most versatile form of electrification.
- Greatest benefit of plug-in hybrids: enabling both customary range and driving without generating local emissions.
- Fully electric BMW i3 is uniquely sustainable, with sales figures still rising six years after launch.
- By 2023: 25 models with electrified powertrains, half of them pure battery electric vehicles.
- Numerous awards for eco-conscious design covering the entire product lifecycle.

## MEET THE ELECTRIFIED BMW FAMILY



For an electric vehicle it is not only important to consider how fast and safely it travels, but also how far it will take you. In this consideration, the range of an electric vehicle also depends on factors such as the speed, driving style and outside temperature as well as the use of the air conditioning or seat heating. These are factors that we cannot calculate. But all the others we can. Here you can find out all about the ranges of our electric cars and plug-in hybrid vehicles.



# EVERY GREAT REVOLUTION BEGINS WITH A CHARGE

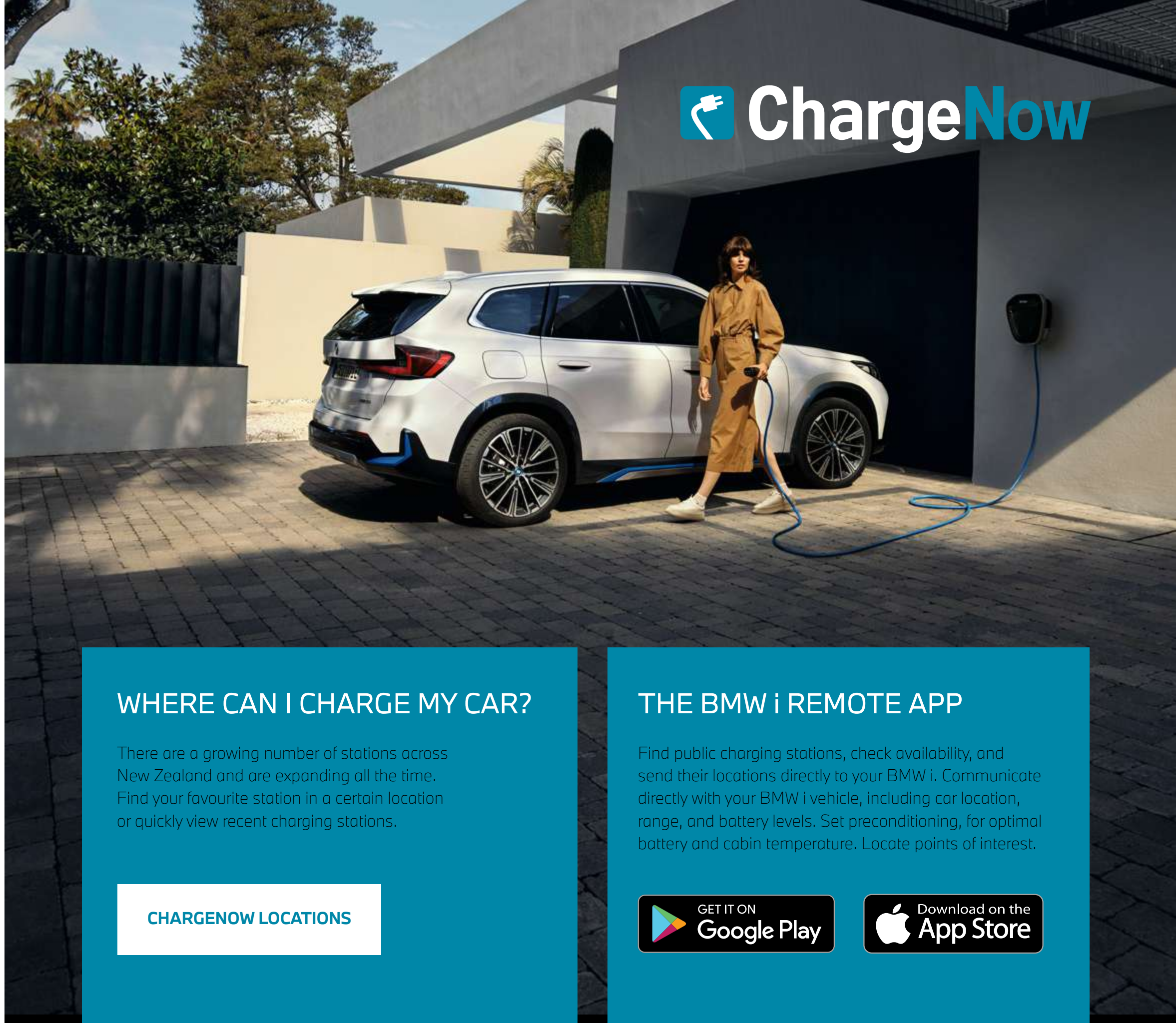
ChargeNow, in cooperation with ChargeNet, enables BMW i customers in New Zealand to access the entire ChargeNet® network of public charging stations with a single ChargeNow membership.

BMW owners that join will receive FREE membership including ChargeNow key fob and 10% discount on all charging sessions used in the ChargeNow charging network for the first 24 months.

ChargeNow, makes everyday on-the-go charging a convenient and seamless part of owning a BMW i vehicle. Through ConnectedDrive, the in-vehicle BMW i navigation (through Navigation Professional) or by using the BMW i Remote app, BMW i drivers can easily locate the nearest public charging stations, with real time use status shown, if available.

All BMW i owners are provided 2 complimentary ChargeNow key fobs with each BMW i vehicle, for customer support and access to all public charging locations on ChargeNet's growing network - to plug in and charge the BMW i.

[VISIT CHARGENOW.CO.NZ](https://www.chargenow.co.nz)



## WHERE CAN I CHARGE MY CAR?

There are a growing number of stations across New Zealand and are expanding all the time. Find your favourite station in a certain location or quickly view recent charging stations.

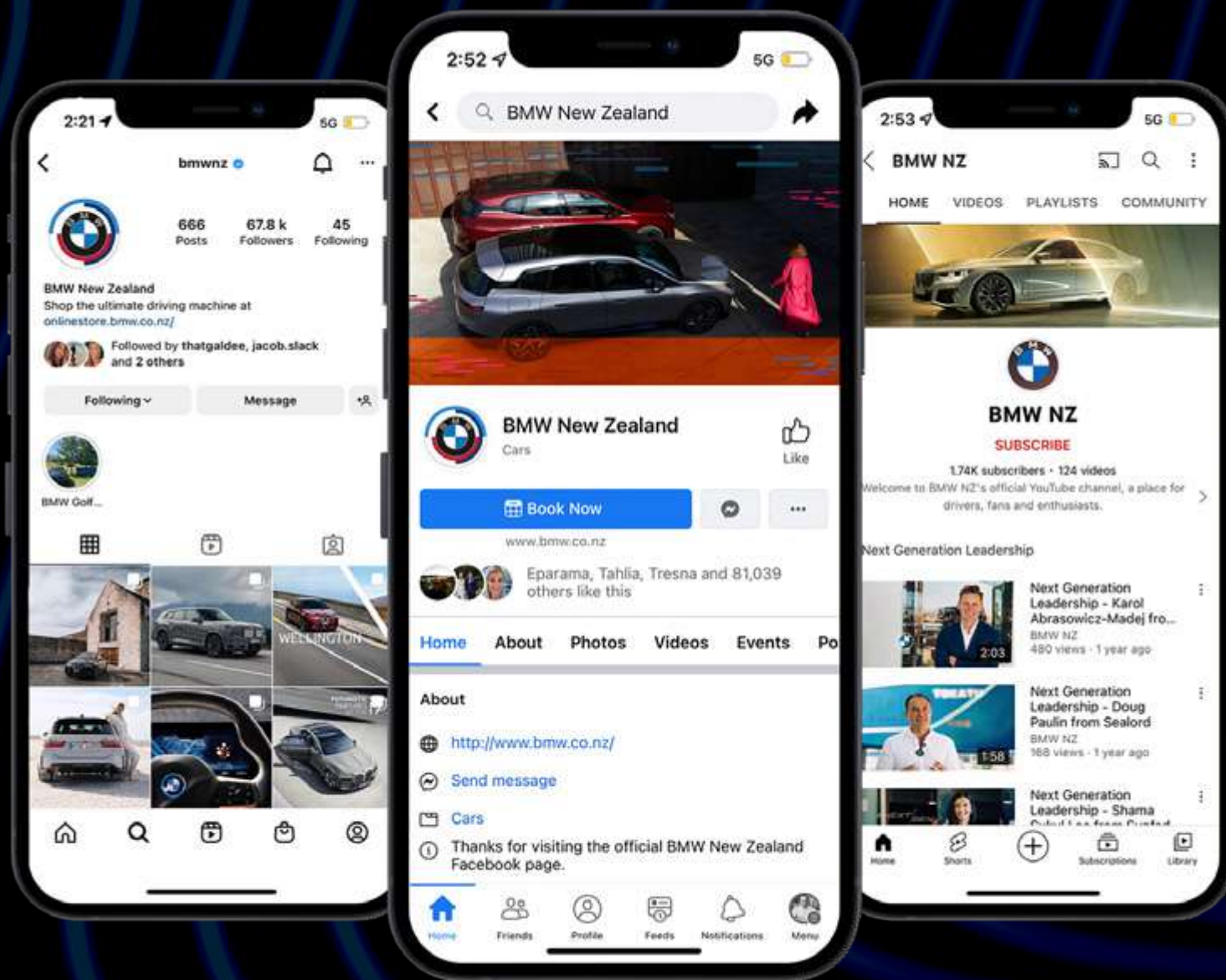
[CHARGENOW LOCATIONS](#)

## THE BMW i REMOTE APP

Find public charging stations, check availability, and send their locations directly to your BMW i. Communicate directly with your BMW i vehicle, including car location, range, and battery levels. Set preconditioning, for optimal battery and cabin temperature. Locate points of interest.







# IMMERSE YOURSELF IN THE WORLD OF BMW.

Keeping up with the Ultimate Driving Machine has never been easier. Connect with us online and stay up to date with the latest from BMW.

[www.bmw.co.nz](http://www.bmw.co.nz)

-  [facebook.com/BMWNewZealand](https://facebook.com/BMWNewZealand)
-  [instagram.com/BMWNZ](https://instagram.com/BMWNZ)
-  [youtube.com/NZBMW](https://youtube.com/NZBMW)
-  [linkedin.com/company/bmw-group-new-zealand-limited](https://linkedin.com/company/bmw-group-new-zealand-limited)





# FURTHER INFORMATION ON CO<sub>2</sub> DATA

The values of fuel consumptions, CO<sub>2</sub> emissions and energy consumptions shown were determined according to the European Regulation (EC) 715/2007 in the version applicable at the time of type approval. The figures refer to a vehicle with basic configuration in Germany and the range shown considers optional equipment and the different size of wheels and tires available on the selected model.

The CO<sub>2</sub> efficiency specifications are determined according to Directive 1999/94/EC and the European Regulation in its current version applicable. The values shown are based on the fuel consumption, CO<sub>2</sub> values and energy consumptions according to the NEDC cycle for the classification.

When charging times are shown they can be affected by a number of factors such as type of charger, voltage supplied to the charger/car and type of current (AC or DC) supplied to the charger/car. The car also plays a role in charging times as it can be set by the driver to accept various different amperage and should preconditioning be used to heat or cool the vehicle while charging this will also affect the charging time.

The basis for the calculation of the charging times for 100 km range is the electric consumption of the vehicle based on the use of a high-Powered Charging station (HPC) or charging type and current as indicted in the literature above. The testing procedure measures are based on a 23 degrees Celsius battery start and ambient temperature with certification values excluding additional auxiliary consuming devices and systems within the vehicle such as seat heating, displays, air conditioning.

Individual consumption (fuel economy) may differ due to driving profile, vehicle load profile, auxiliary consumer usage, temperature, and ambient conditions. Consumption is based on WLTP or NEDC (whichever is indicated) best case conditions and is independently tested for BMW Group. If you are comparing this range with other models or brands make sure they are stating the same WLTP or NEDC testing regime. These results can be used to compare vehicles on a close to "like for like" basis but are unlikely to be achieved in real world conditions for reasons including temperature variation, driving conditions and the use of the auxiliary systems referred to above.

Information provided and images displayed in this brochure include overseas models and may show some features not available in New Zealand. Please contact an authorised BMW dealer for specific information on vehicles and features available in New Zealand. Product changes may have been made since production of this content.

Note: To obtain NZ CO<sub>2</sub> figures for vehicles imported by BMW Group NZ in relation to the NZ Clean Car discount or "FeeBate" you will need to contact your preferred dealer. The Clean Car discount figures sourced from your dealer will differ from those listed in the BMW owner's handbook and reported figures as they have been converted by the NZ government to WLTP3 from figures derived through one of the following testing procedures: WLTP4 or NEDC.

For more information on the New Zealand Clean Car Programme, please visit [www.nzta.govt.nz/vehicles/clean-car-programme](http://www.nzta.govt.nz/vehicles/clean-car-programme)



