



THE i4

October 2023
Production

The model shown in the imagery in this brochure is the eDrive40 model and is for information only. This model is not available to purchase in New Zealand.



ELECTRIFYING DRIVING. THE i4



The first all-electric Gran Coupé, the BMW i4 delivers outstanding dynamics with a high level of comfort and the ideal qualities to make it your daily driver. The five-door model comes equipped with fifth-generation BMW eDrive technology for sporty performance figures – reaching up to 400 kW/544 hp (BMW i4 M50). With a long range of up to 590 kilometres* (BMW i4 eDrive40) and five spacious full-sized seats, it is the perfect companion for any journey.



Book a test drive




Find a BMW dealer



Build my BMW



Watch the i4 Video



**Play a curated
BMW Spotify Playlist**



**Watch an i4 review on
YouTube**

The model shown in the imagery in this brochure is the eDrive40 model and is for information only. This model is not available to purchase in New Zealand.



POWERFUL DYNAMICS

The model shown in the imagery in this brochure is the eDrive40 model and is for information only. This model is not available to purchase in New Zealand.



STATE-OF-THE-ART HIGH-VOLTAGE




The model shown in the imagery in this brochure is the eDrive40 model and is for information only. This model is not available to purchase in New Zealand.



i4 eDrive35

(42AW)

Show model highlights

 Build my BMW



MODEL HIGHLIGHTS

- 18" light Alloy wheels
- Active Cruise Control with Stop&Go
- BMW Iconic Sounds Electric
- BMW Live Cockpit Professional
- Comfort Access system
- Connected Package Professional
- Driving Assistant
- HiFi Loudspeaker system
- Parking Assistant
- Sensatec upholstery

0-100km/h	6.0 sec
Power	210 kW / 400 Nm
Engine	Single motor, rear-wheel drive
Battery	68 kWh battery
Charging	Up to 200 kW DC charging
Range	Up to 430 km range (WLTP)

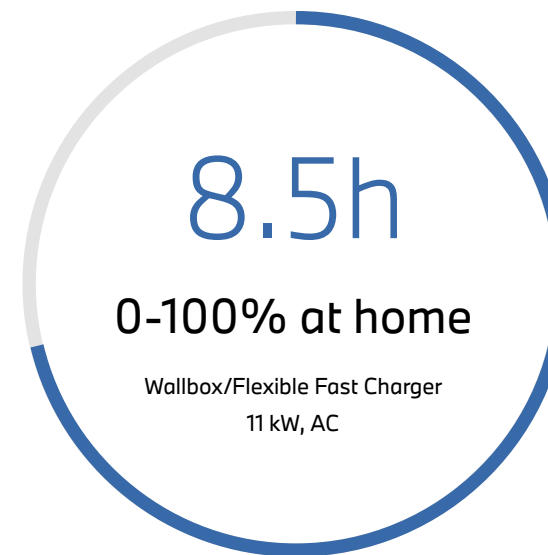
Price incl. GST **\$98,900**

Clean Car Programme (Estimated Rebate / Fee)* **cost neutral**



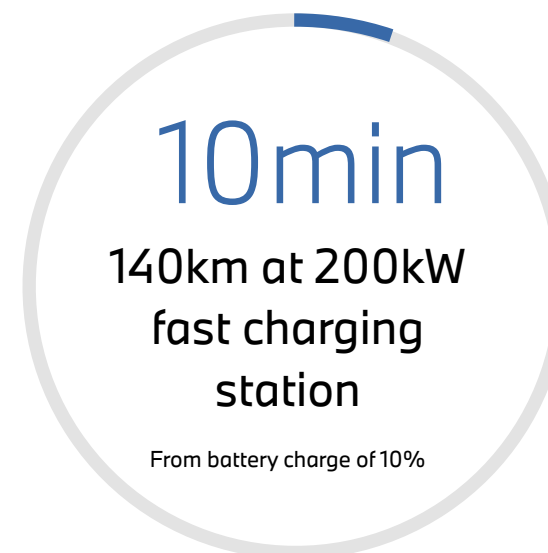
CHARGE FASTER

With your BMW i4, you benefit from numerous tailor-made offers for charging at home, on the road and at work as well as an impressive vehicle charging capacity of up to 200 kW. Included with the vehicle is a standard charging kit consisting of the domestic charging cable for charging at home, as well as the charging cable for public charging.



Home charging

Using the BMW Wallbox, the Smart Partner Wallbox (both optionally available with installation service and green energy contract) or the BMW Flexible Fast Charger for domestic or (using a separately available adapter) industrial sockets.



Public charging

The battery of the BMW i4 can be charged using DC and HPC fast-charging stations as well as AC charging points. The BMW Charging Card and the My BMW app provide access to the public BMW Charging network.



THE i4 HIGHLIGHTS



AUTHORITATIVE DESIGN.

The vertically aligned kidney of the BMW i4 extends from the unique BMW i front apron. Instead of cooling air, the kidney, with its strikingly patterned structure, conceals state-of-the-art sensor technology that supplies the vehicle with real-time data.



DRIVER-ORIENTED COCKPIT.

The very sleek and flat instrument panel sets the tone for the modern appearance of the BMW i4's interior. The high centre console provides a sporty feel and defines a separate area for the driver and front passenger.



HEAR THE EXPERIENCE.

The optional BMW IconicSounds Electric orchestrate the vehicle's drive sound in the interior. Powerfully dynamic with clear power-load feedback in SPORT mode, along balanced acoustics and slight load feedback in COMFORT mode, and high acoustic comfort without additional sound staging in ECO PRO mode.



ELECTRIC DRIVE.

The highly integrated drive unit combines electric motor, transmission and power electronics in an aluminium housing, saving space and weight. The direct, spontaneous implementation of acceleration requests ensures the typical BMW driving pleasure. By managing without rare earths, the electric motor is particularly sustainable.



BMW CURVED DISPLAY.

The new BMW Curved Display in the BMW i4 combines the 12,3" instrument cluster with the large 14,9" Control Display to create a modern display unit that curves ergonomically towards the driver.



EXTERIOR OPTIONS



The model shown in the imagery in this brochure is the eDrive40 model and is for information only. This model is not available to purchase in New Zealand.

Non-Metallic Paint



Alpine White
300

NCO



Black
668

NCO



Metallic Paint



Black Sapphire
475

\$1,690



Mineral White
A96

\$1,690



Sunset Orange
C1X

\$1,690



Sanremo Green
C4E

\$1,690



i4 e Drive35



WHEELS



3F6
18" light alloy wheels Double-spoke style 853
Bicolour with mixed tyres
F: 8.5J × 19, 245/40 R18
R: 9J × 19, 255/40 R18
Snow chains cannot be fitted
Standard on i4 eDrive40





INTERIOR OPTIONS



Upholstery



Sensatec perforated Black
KHSW **NCO**



Sensatec perforated Cognac
KHKC **NCO**

Trim



Interior trim finishers
Aluminium 'Mesheffect'
4KL **NCO**



BMW DIGITAL SERVICES.

Awaiting you in the BMW i4 are state-of-the-art technologies that combine emission-free mobility with supreme comfort. The intelligent driver assistance systems can be operated quite simply by voice command and increase safety during the journey.



DIGITAL KEY

Why put your key in the ignition if you have your Android smartphone with you? The Digital Key3, 4, 5 allows you to lock and unlock your BMW and even start the engine without needing a physical key. It can be downloaded to your Android smartphone using the BMW Connected app and shared with family and friends. The term is one year.



CONNECTED NAVIGATION

Trying to find a parking space close to your destination? This is an easy task with Parking Space Assistant. It suggests vacant spaces in large parking facilities or on the street and based on your selection, finds the best route for you with the highest likelihood of an available space. You can also pay for parking cash-free using PARK NOW. The term is three years.



CONNECTED PACKAGE PROFESSIONAL

Remote Services, Real Time Traffic Information, Apple CarPlay® preparation or perhaps In-Car Experiences? Why order individual options when you can have everything together? With the Connected Package Professional, you can enjoy these services from BMW ConnectedDrive.



DRIVING ASSISTANT

Driving Assistant Professional offers optimum comfort and maximum safety during lots of critical or monotonous driving situation with Steering and lane control assistant incl. support in narrow places, Emergency Stop Assistant, local hazard warning, Lane Keeping Assistant with active side collision protection and other safety functions.



THE BMW LIVE COCKPIT

The brand new infotainment, navigation and multimedia system (BMW Operating 7.0) provides cutting edge innovations as standard. Incorporating new generations of professional multimedia, BMW Live Cockpit Professional features high resolution control display, fully digital instrument panel and includes the ConnectedDrive digital services



BMW xDRIVE

Weather changes and road situations can change in a flash, whatever the season. But with xDrive, BMW's intelligent all-wheel drive system, your car will respond quickly to allow you to enjoy maximum driving pleasure, even on the most difficult road surfaces. 4WD, all-wheel drive and 4x4 are all terms that are used interchangeably, but all equate to the same thing. BMW xDrive is powered by an extra layer of intelligence, making it one of the most technically advanced all-wheel drive systems in the segment.

THE INTELLIGENT ALL-WHEEL DRIVE SYSTEM FROM BMW



The xDrive system is automatically enabled each time the engine is started, so it is permanently engaged to ensure you have maximum grip in all conditions. Therefore, it is not necessary or possible to activate or deactivate the system.



BMW WALLBOX

Stay charged and ready to go with the BMW Wallbox Gen 3. With its safe and high-charging capacity of up to 22kW*, start charging any vehicle as soon as it's connected. Featuring clever compact design and easy to use cable management, the Wallbox connects directly to the power supply, so you always have the power you need for the journey ahead. BMW Wallbox's are suitable for all fully electric and hybrid vehicles that have a type 2 charging socket.



To discover more about how the BMW Wallbox works please click to watch a quick information video.

Each BMW 3rd Generation Wallbox package includes all mounting hardware and fixings including the Wallbox itself, installation instructions, the operating manual and drilling template. The BMW Wallbox is designed for indoor and outdoor use. When selecting the installation site, consider access from the charging socket to the vehicle and the direction in which the vehicle is normally parked.



MEDIUM SUV

7.5 Hours to charge 0–100%^

55% charged in 4 hours



LARGE SUV

7.15 Hours to charge 0–100%^

56% charged in 4 hours



^The calculation takes into account consumption and charging performance. Values refer to 29-33 degrees Celsius battery start and ambient temperature with certification values excluding additional auxiliary consumers such as seat heating, displays, air conditioning. Individual consumption may vary (depending on e.g. driving profile, temperature, ambient conditions) as well as the individually achievable charging performance (depending on e.g. battery state of charge, vehicle air conditioning). Charging performance is based on the maximum possible charging performance (depending on charging type and vehicle).

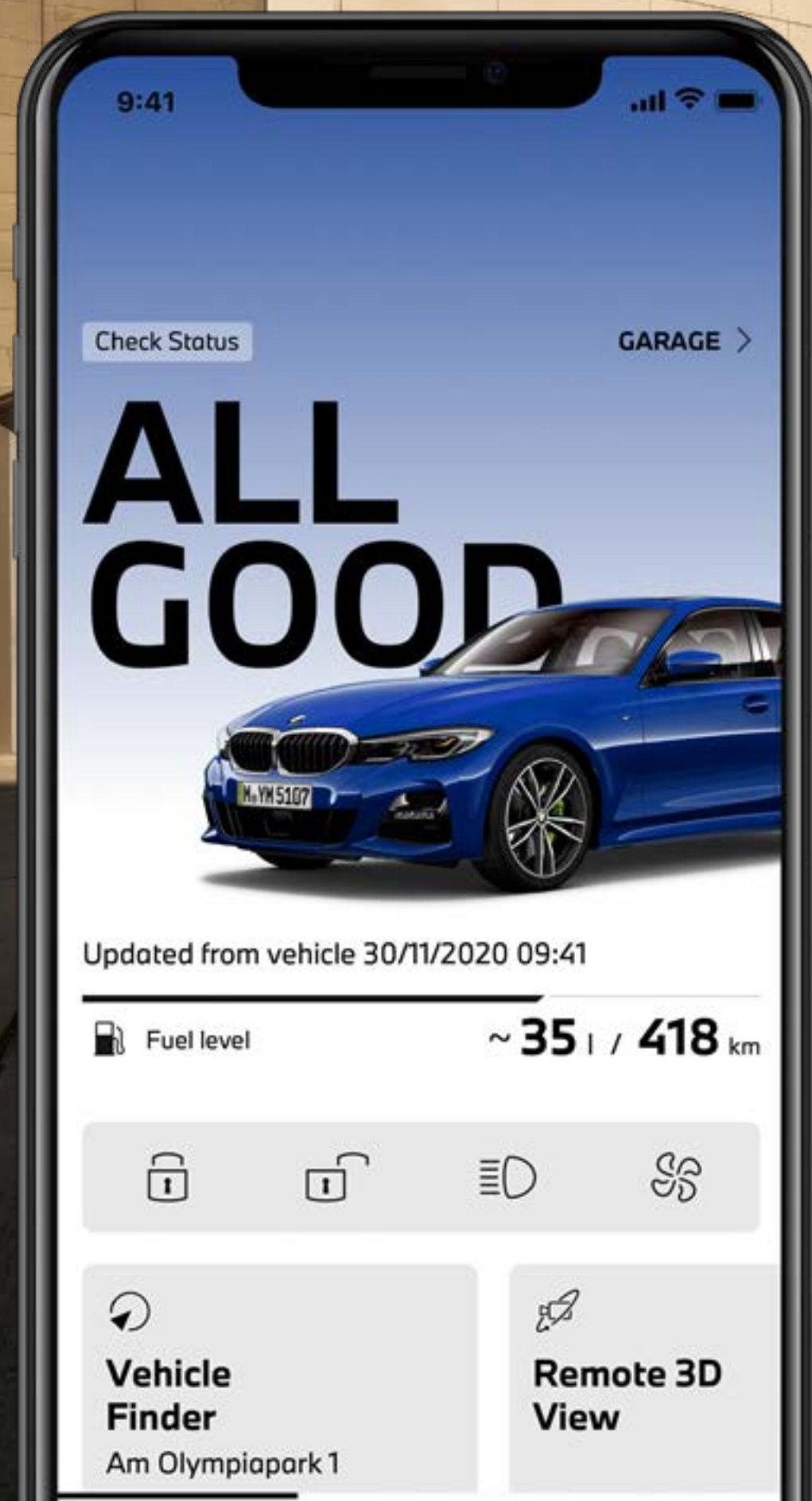


MY BMW APP

STAY IN THE DRIVER'S SEAT,
WHEREVER YOU ARE.

Connect your vehicle to your life. The My BMW App keeps you at the wheel with total control of your BMW, whether you're in your vehicle or not.

- **Remote control**
Lock and unlock your BMW from wherever you are.
- **Location location location**
Access your car's location remotely and send locations to your car's GPS, so you're always ready for the journey.
- **Driving conditions**
Set the temperature of your car remotely for the perfect climate the moment you open the door.
- **Great service**
Let your BMW tell you when it's time for a service, then schedule it with just a touch.
- **It's personal**
It's MyBMW, after all. Enter your BMW's colour palette, and the app design follows suit.





i4 THE EQUIPMENT



STANDARD

i4 eDRIVE 35

ELECTRIC MOTORS, BATTERY, POWERTRAIN AND TECHNOLOGY

- 1 x current-excited synchronous electric motor, rear
- Automatic transmission, single-speed with fixed ratio
- Flexible Fast Charge cable, Mode 2, includes domestic plug
- Public charging cable, Mode 3
- Type 2 CCS charging port on driver-side rear – Max AC charging 11kW, Max DC charging 180 kW
- Brake energy recuperation
- Driving Experience Control with including SPORT, COMFORT and ECO PRO

SAFETY

- Active Protection
- Airbags: front airbags for driver and front passenger, side airbags for driver and front passenger integrated in the seat backrest bolsters, head airbags for all 4 outer seats.
- Central locking with electronic vehicle immobiliser
- Dynamic braking lights
- Automatic Stability Control (ASC), Dynamic Stability Control (DSC), Anti-lock Braking System (ABS), Dynamic Brake Control (DBC), Cornering Brake Control (CBC), Electronic Differential Lock Control (EDLC), Dynamic Traction Control (DTC)
- Warning triangle and first aid kit

- Acoustic protection for pedestrians
- Tyre repair kit

DRIVER ASSISTANCE

- BMW Head-Up Display
- Active Cruise Control with Stop&Go
- Driving Assistant incl. Lane Departure Warning, Lane Change Warning, Front Collision Warning, Rear Crossing Traffic Warning, Rear Collision Prevention
- Parking Assistant, incl. PDC (front and rear), Rear View Camera, Automatic Parking Assistant and Reversing Assistant
- Speed limiter
- Speed Limit Info
- BMW Iconic Sounds Electric
- 1 year Chargefox membership, complimentary use of Fast and Ultra-Rapid (DC, 50 kW+) public charging stations

EXTERIOR DESIGN AND EQUIPMENT

- 18" light alloy wheels
- Accent highlights in Frozen Grey, Kidney Grille surrounds and rear diffuser elements

LIGHT AND SIGHT

- LED Headlights
- High beam assistant
- Exterior mirrors with automatic anti-dazzle function driver's side, electrically adjustable and heated, with electric fold-in function

- Interior anti-dazzle mirror
- Rain sensor
- Follow-me-home function, if the headlight flasher is activated after the ignition is shut off, the low-beam headlights continue to shine for a set time

INTERIOR DESIGN, COMFORT AND EQUIPMENT

- 1 x USB ports Type A, 1 x USB Type C and 1 x 12V power socket in driver area
- Automatic climate control, 3-zone control
- Sport seats for driver and front passenger
- Seat heating for driver and front passenger
- Sensatec Upholstery
- Electric seat adjustment for driver and front passenger, incl. memory function for driver
- Floor mats
- Comfort Access system
- Ambient Interior Lighting
- Galvanic Embellishers for controls
- Automatic operation of tailgate
- M Headliner Anthracite
- Interior trim finishers Aluminium 'Mesheffect'
- Storage Compartment Package incl. 2 x USB type C ports in rear centre console
- Through-loading system with 40:20:40 split



STANDARD

BMW CONNECTEDDRIVE

- Intelligent Emergency Call
- BMW TeleServices
- Smartphone Integration incl. Apple CarPlay and Android Auto
- Vehicles apps (News and Weather)*
- BMW Intelligent Personal Assistant*
- Remote Software Update*
- Connected Package Professional* incl. Remote Services*, Real Time Traffic Information (RTTI)*

ENTERTAINMENT, COMMUNICATION AND INFORMATION

- BMW Live cockpit Professional with 12.3" instrument display, 14.0" Control Display with BMW Operating System 8.0
- DAB+ digital radio
- Storage for wireless smartphone charging
- HiFi Loudspeaker system, 10 speakers, 205 W Digital amplifier
- BMW ID, customised vehicle settings can be saved to individual driver profiles





OPTIONAL EQUIPMENT

Z320

BMWi Blue exterior highlights

Highlights around kidney grille surrounds and rear diffuser element.

NCO



i4 eDrive35

○



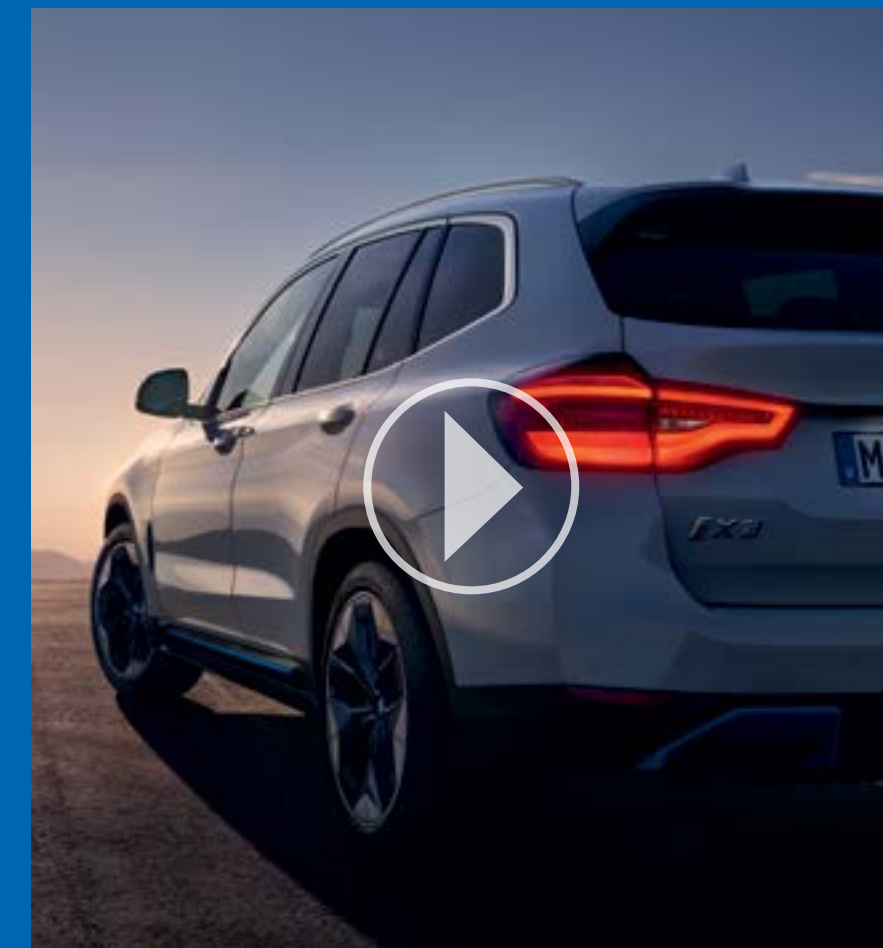
SUSTAINABILITY AT BMW

ACTIONS AND TECHNOLOGIES THAT HAVE A REAL EFFECT.

No competitor comes close to matching the comprehensive and diverse BMW Group portfolio of electrified models (fully electric BEV, partly electric PHEV), with half a million such vehicles delivered to customers to date.

- In co-operation with ChargeNet, BMWi customers in New Zealand can access the ChargeNow 'electric highway' - 100 fast-charging stations from Kaitaia to Invercargil.
- BMW Group considers sustainability a fundamental aspect of its past, present and future corporate strategy.
- Decades-long history of action to protect the climate and significantly reduce fuel consumption.
- Focus on further electrification of the product roster as the key measure for lowering CO2 emissions.
- Largest range of plug-in hybrids as the most versatile form of electrification.
- Greatest benefit of plug-in hybrids: enabling both customary range and driving without generating local emissions.
- Fully electric BMW i3 is uniquely sustainable, with sales figures still rising six years after launch.
- By 2023: 25 models with electrified powertrains, half of them pure battery electric vehicles.
- Numerous awards for eco-conscious design covering the entire product lifecycle.

MEET THE ELECTRIFIED BMW FAMILY



For an electric vehicle it is not only important to consider how fast and safely it travels, but also how far it will take you. In this consideration, the range of an electric vehicle also depends on factors such as the speed, driving style and outside temperature as well as the use of the air conditioning or seat heating. These are factors that we cannot calculate. But all the others we can. Here you can find out all about the ranges of our electric cars and plug-in hybrid vehicles.



BMW OFFERS & SERVICES.



BMW GROUP FINANCIAL SERVICES

BMW Group Financial Services is your one stop shop for all your Finance, Leasing and Insurance needs.

Each BMW dealership has a dedicated Business Manager who can put together a tailored finance and insurance package, to make getting into your next BMW even easier.

Speak to your Business Manager today about our Finance and Insurance products.



GENUINE BMW SERVICE

Quality and safety are the essence of a Genuine BMW Service. When you buy a BMW, you can look forward to superb service and comprehensive customer care.

BMW Service Inclusive is complimentary with all BMW's sold new in New Zealand for a period of 3 years, so you don't have to waste a moment thinking about the cost of maintenance for your vehicle.

For more information visit bmw.co.nz/service



BMW DRIVING EXPERIENCE

If you've ever wondered why a BMW is the Ultimate Driving Machine, a BMW Driving Experience course is for you. Sign up for a BMW Driving Experience course and you will learn what these remarkable vehicles can really do. More importantly, you will also acquire essential skills that will enhance your driving ability and safety.

For more information, call 0508 BMW DRIVE (0508 269374) or email BMW@tracktime.co.nz



COST OF OWNERSHIP

PEACE OF MIND, SO YOU CAN GET ON WITH THE JOY OF DRIVING.



5 YEAR WARRANTY*

- BMW NZ factory-supported warranty programme.
- Covers manufacturing defects.
- Transferable to the next owner.
- Valid for 5 years/100,000 kms.
- No claims excess.



5 YEAR ROADSIDE ASSIST*

- Emergency Hotline, 24/7, 365 days a year.
- Includes onward travel and accommodation.
- Includes lock-out or lost key assistance.
- Includes tow to emergency charging.
- Valid for 5 years/unlimited kms.



3 YEAR FREE SERVICING*

- Includes scheduled servicing and maintenance tailored to the NZ market.
- Includes all warrant of fitness checks.
- Includes oil top-ups and wiper blades.
- Valid for 3 years/unlimited kms.



3 YEAR CONNECTED DRIVE SERVICES*

- BMW Connected App for iOS and Android.
- Includes free map updates.
- Real-time traffic information.

The model shown in the imagery in this brochure is the eDrive40 model and is for information only. This model is not available to purchase in New Zealand.

*All programmes tailored for the NZ-new vehicle market.



EVERY GREAT REVOLUTION BEGINS WITH A CHARGE

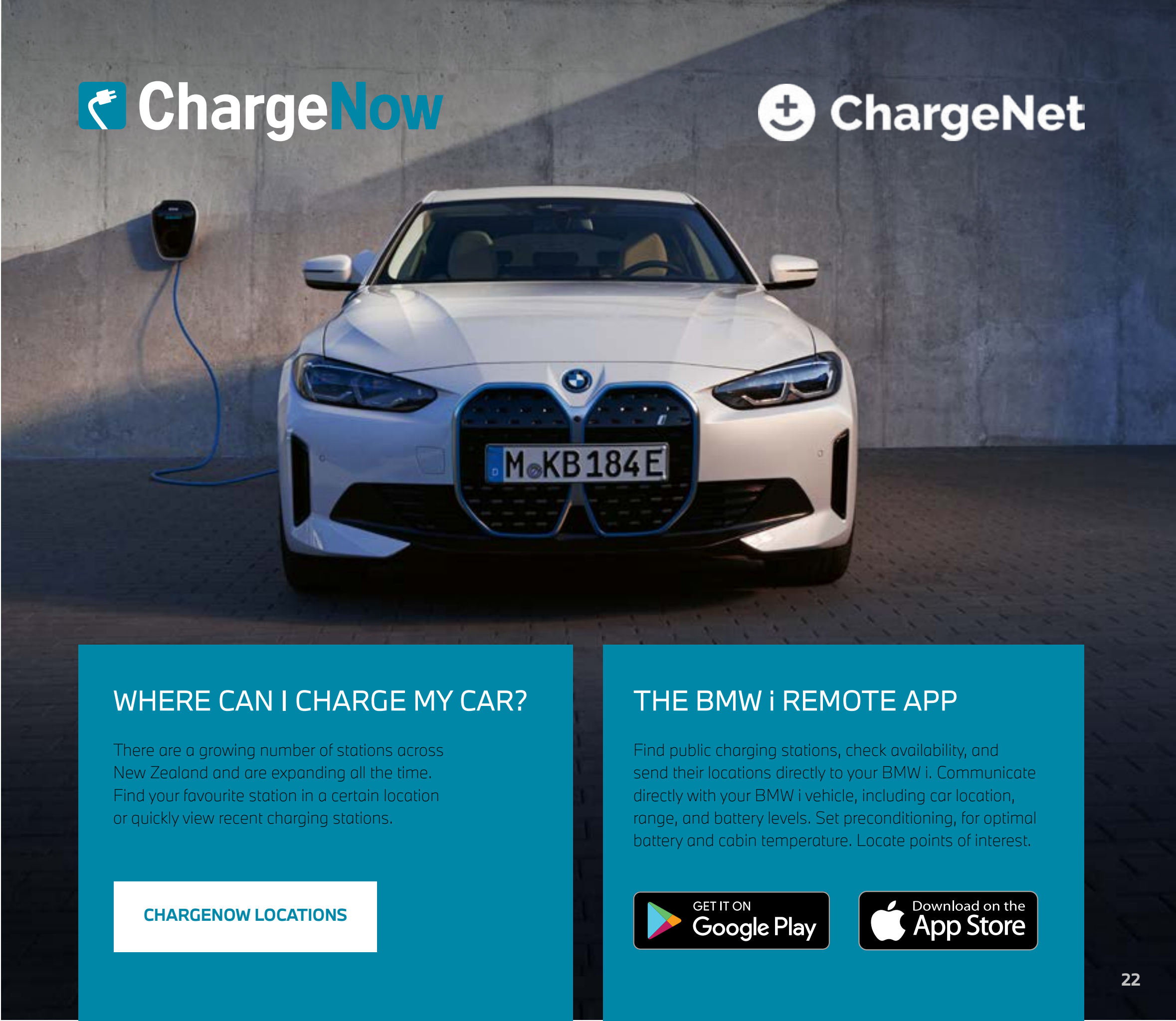
ChargeNow, in cooperation with ChargeNet, enables BMW i customers in New Zealand to access the entire ChargeNet® network of public charging stations with a single ChargeNow card.

BMW owners that join will receive FREE membership including ChargeNow membership cards and 10% discount on all charging sessions used in the ChargeNow charging network for the first 24 months.

ChargeNow, makes everyday on-the-go charging a convenient and seamless part of owning a BMW i vehicle. Through ConnectedDrive, the in-vehicle BMW i navigation (through Navigation Professional) or by using the BMW i Remote app, BMW i drivers can easily locate the nearest public charging stations, with real time use status shown, if available.

All BMW i owners are provided 2 complimentary ChargeNow cards with each BMW i vehicle, for customer support and access to all public charging locations on ChargeNet's growing network - to plug in and charge the BMW i.

VISIT [CHARGENOW.CO.NZ](https://www.chargenow.co.nz)



WHERE CAN I CHARGE MY CAR?

There are a growing number of stations across New Zealand and are expanding all the time. Find your favourite station in a certain location or quickly view recent charging stations.

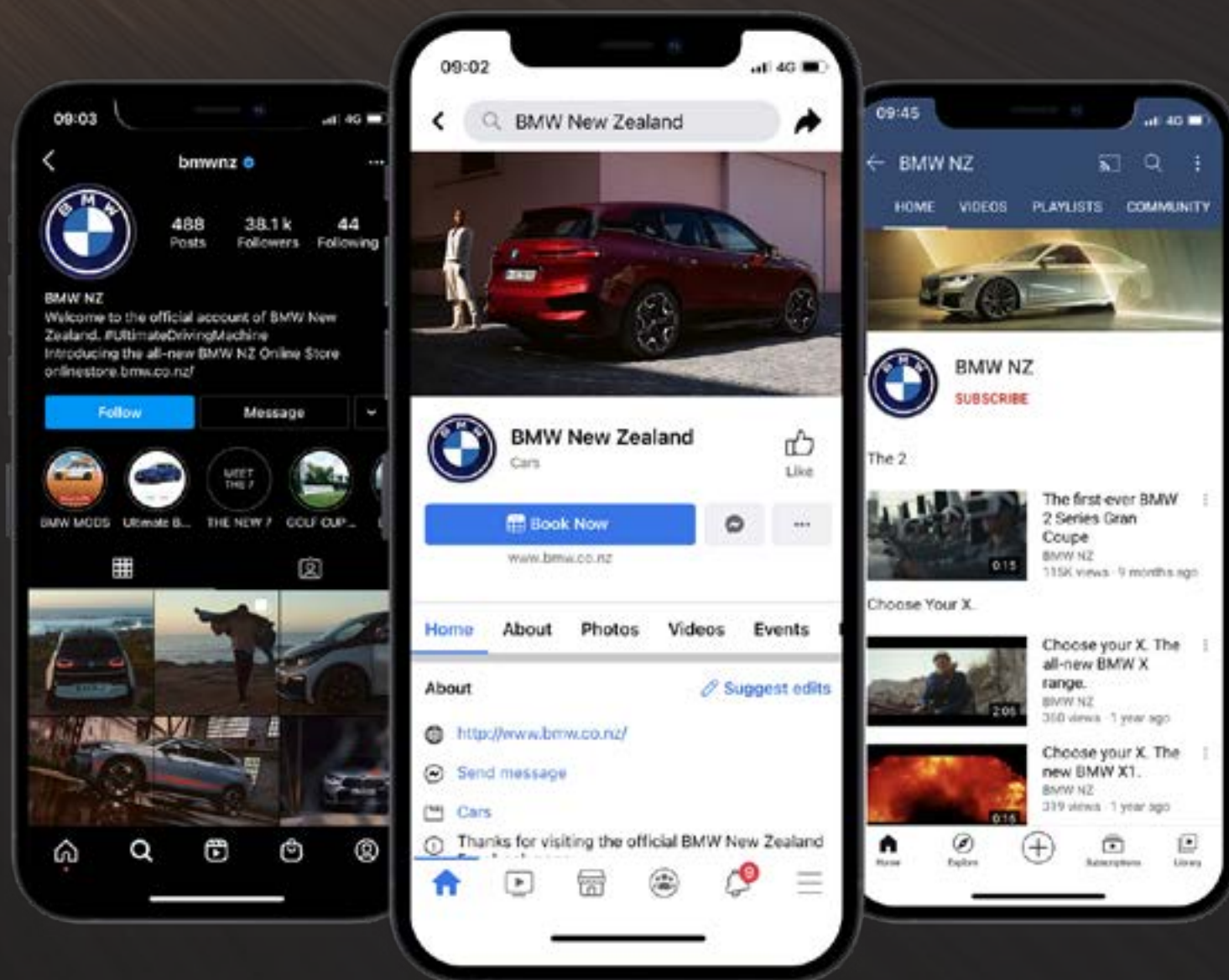
CHARGENOW LOCATIONS

THE BMW i REMOTE APP

Find public charging stations, check availability, and send their locations directly to your BMW i. Communicate directly with your BMW i vehicle, including car location, range, and battery levels. Set preconditioning, for optimal battery and cabin temperature. Locate points of interest.

GET IT ON
 Google Play

Download on the
 App Store



IMMERSE YOURSELF IN THE WORLD OF BMW

Keeping up with the Ultimate Driving Machine has never been easier. Connect with us online and stay up to date with the latest from BMW.

www.bmw.co.nz





FURTHER INFORMATION ON CO₂ DATA

The values of fuel consumptions, CO₂ emissions and energy consumptions shown were determined according to the European Regulation (EC) 715/2007 in the version applicable at the time of type approval. The figures refer to a vehicle with basic configuration in Germany and the range shown considers optional equipment and the different size of wheels and tires available on the selected model.

The CO₂ efficiency specifications are determined according to Directive 1999/94/EC and the European Regulation in its current version applicable. The values shown are based on the fuel consumption, CO₂ values and energy consumptions according to the NEDC cycle for the classification.

When charging times are shown they can be affected by a number of factors such as type of charger, voltage supplied to the charger/car and type of current (AC or DC) supplied to the charger/car. The car also plays a role in charging times as it can be set by the driver to accept various different amperage and should preconditioning be used to heat or cool the vehicle while charging this will also affect the charging time.

The basis for the calculation of the charging times for 100 km range is the electric consumption of the vehicle based on the use of a high-Powered Charging station (HPC) or charging type and current as indicted in the literature above. The testing procedure measures are based on a 23 degrees Celsius battery start and ambient temperature with certification values excluding additional auxiliary consuming devices and systems within the vehicle such as seat heating, displays, air conditioning.

Individual consumption (fuel economy) may differ due to driving profile, vehicle load profile, auxiliary consumer usage, temperature, and ambient conditions. Consumption is based on WLTP or NEDC (whichever is indicated) best case conditions and is independently tested for BMW Group. If you are comparing this range with other models or brands make sure they are stating the same WLTP or NEDC testing regime. These results can be used to compare vehicles on a close to "like for like" basis but are unlikely to be achieved in real world conditions for reasons including temperature variation, driving conditions and the use of the auxiliary systems referred to above.

Information provided and images displayed in this brochure include overseas models and may show some features not available in New Zealand. Please contact an authorised BMW dealer for specific information on vehicles and features available in New Zealand. Product changes may have been made since production of this content.

Note: To obtain NZ CO₂ figures for vehicles imported by BMW Group NZ in relation to the NZ Clean Car discount or "FeeBate" you will need to contact your preferred dealer. The Clean Car discount figures sourced from your dealer will differ from those listed in the BMW owner's handbook and reported figures as they have been converted by the NZ government to WLTP3 from figures derived through one of the following testing procedures: WLTP4 or NEDC.

For more information on the New Zealand Clean Car Programme, please visit www.nzta.govt.nz/vehicles/clean-car-programme



The model shown in the imagery in this brochure is the eDrive40 model and is for information only. This model is not available to purchase in New Zealand.