

LUMINA MINIVAN



Lumina Minivan. There's A Lot Of Future In It.

Lumina Minivan stands worlds apart with sleek aero styling, uncommon versatility and impressive features you won't find elsewhere. It's a spacious shuttle, carrying a crew of up to seven with available modular seating. Removing the rear seating creates a cargo bay capable of handling impressive quantities of "stuff." Or you can travel with up to 3000 lbs. in tow with the optional 170-HP 3800 V6 and proper trailering equipment. And Lumina Minivan is designed to travel far into the future with its unique composite body panels that resist dings and will never rust.



Lumina Minivan with optional luxury-level LS trim and optional cast-aluminum wheels. Shown with optional Custom Two-Tone in Medium Adriatic Blue Metallic and Light Gray Metallic. Background: Lumina Minivan in Bright White.

This Winner Takes All In Comfort.

The Lumina Minivan 7-passenger seating option provides an exceptionally versatile interior that wins you over with more modular seats (5) than in any competitor's minivan. Shuffle seats and space to bring along practically everyone and everything you want — from a limo load of passengers to a van load of cargo. Luxurious cloth reclining front bucket seats for you and your co-pilot are standard.

*Built-in second-row child seats (single or dual) are available.**

And, with a power sliding side door† — another neat option you won't find on competitors' minivans

— even getting passengers in and out can be more comfortable.

*Requires optional 7-passenger modular seating. †Requires Preferred Equipment Group (SEI) or SEI-X.

Lumina Minivan optional luxury-level LS interior with modular seats in Gray Custom Cloth. Shown with available dual center-row child seats (right-hand child seat shown in stowed position).

Safe, Secure And In Control.

A Total Safety System. An abundance of safety features and systems are designed into every 1995 Lumina Minivan to help keep you safe, secure and in control. Here are just a few.

Standard 4-Wheel Anti-Lock Brake System. ABS minimizes wheel lockup and is designed to help you maintain steering control and minimize skidding when braking on most slippery surfaces. **Traction Control.***

This optional system electronically regulates wheel spin at driving wheels to help Lumina Minivan get you moving and keep you moving when weather conditions become slippery.



Standard Driver-Side Air Bag. Helps protect the Lumina Minivan driver from injury (when used in conjunction with safety belts) by deploying in certain moderate to severe frontal collisions. **Remote Keyless Entry.†**

Allows you to unlock and lock doors from as far as 30 feet away. The four

custom locking modes let you tailor operation of this optional system to suit your individual needs. **Standard Brake/Transmission Shift Interlock.**

The interlock mechanism prevents the Lumina Minivan transmission shift lever from being shifted out of Park position unless the brake pedal is depressed.



Steel Safety-Cage. The body's space frame is designed to surround passengers with a cage of steel. Structural steel beams inside the front doors and sliding side door are designed to help prevent intrusions into the passenger compartment during shallow-angle



side collisions and may help deflect a striking vehicle away in a "glancing" impact.

*Requires Preferred Equipment Group 1SDK. †Included with Preferred Equipment Groups 1SDK and 1SDX.

Lumina Minivan instruments are large and easy to read, and the controls are close at hand for convenient operation. Shown with optional LS luxury level trim and additional options including an AM/FM stereo with compact disc player, and available traction control.

It Looks Different... Because It Is Different.

This is no "me-too" minivan. From the ground up, Lumina Minivan is designed to excel in durability, versatility and comfort. Composite exterior body panels resist dings and will never rust. Bonded to a steel space frame, they help create a long-lasting, inherently rigid and quiet body structure. The suspension is calibrated for precise driver control and tuned to provide a smooth, car-like ride. And the standard 3.1 Liter V6 with Electronic Fuel Injection and automatic transmission provides a smooth, quiet flow of power.



Lumina Minivan with optional LS luxury-level trim, optional cast-aluminum wheels and optional Custom Two-Tone in Medium Garnet Red Metallic and Light Gray Metallic.

INVISIBLE ANTENNA.
A radio antenna that's integrated into the roof structure reduces wind noise, deters vandals and eliminates any potential for car wash damage.

A CFC-FREE REFRIGERANT.
Available air conditioning systems keep you cool with non-ozone-depleting R-134a refrigerant.

COOLING GLASS.
It's designed for faster cool-down and more comfortable driving through lowered solar-heat gain.

Your Personal Organizer On Wheels.

Life in the '90s. Chauffeuring, shopping, commuting, hauling—sometimes all in the same day! Lumina Minivan is designed to help you get the job(s) done—and to make the good times more enjoyable. The wide-opening rear lift-gate raises



OPEN UP YOUR DAY.
The optional pop-up sunroof* puts a new light on the Lumina Minivan interior.

easily to provide convenient bumper-level loading. Inside, there's up to 112.6 cu. ft. of cargo room with rear seating removed (carry even more with an optional roof-top carrier). There are also plenty of places

to stow small items—such as in the nets on front seat-backs, and in the instrument panel




DON'T GET SOAKED.
Scotchgard™ Fabric Protector on seats, door trim fabrics and carpeting helps repel spills and resist stains.

center console bin. And there are amenities like multiple cup holders to help make life on the road more pleasant.

Organize a visit to your Chevrolet dealer soon to see for yourself what a new 1995

Lumina Minivan can do for you.



SEATING FOR 5 OR 7.
Standard 5-passenger seating includes a rear bench seat. Optional 7-passenger seating includes two front buckets and five removable second- and third-row modular seats.


SAY "AHHH!"

The rear lift-gate opens high and opens wide for easy and convenient access to the cargo area.

Lumina Minivan with optional LS Trim and optional cast-aluminum wheels. Shown in Light Adriatic Blue Metallic.

PUMP THEM UP.

A 20-ft. air hose that's handy for inflating items such as toys and tires, and an auxiliary electric power port are included with the load-leveling suspension option.



EASY IN, EASY OUT.

The optional modular seats stow flat or are easy to remove—and each seat weighs only about 32 lbs.



DIMENSIONS:

Exterior Dimensions (in.)	
Wheelbase	109.8
Length (overall)	191.5
Width (overall)	73.9
Height (overall)	65.7
Interior Dimensions (in.)	
Height of rear opening	41.3
Width of rear opening	50.5
Floor-to-ceiling height	45.0
Cargo floor width at wheel-twells	40.3
Cargo floor length to front seat†	83.1
Cargo floor length to center seat(s)†	53.2
Cargo floor length to third-row seats†	12.3

CARGO SPACE:

Cargo Space (cu. ft.)	
All seats in position	19.0
Third-row seats removed	63.9
Center-row & third-row seats removed	112.6
Maximum GVWR (lbs.)	5120

† Measured forward at the ball hitch. **NOTE:** Gross vehicle weight rating (GVWR) includes vehicle, passengers, equipment and cargo.



AUTOMATIC DOOR.

You can operate this optional power sliding door* from the driver seat, at the door pillar, or with the optional Remote Keyless Entry key chain module. The sliding door is designed to stop and reverse automatically if it detects an object in its path when closing.

*Requires Preferred Equipment Group 1SCX or 1SDX.

Genuine Customer Care.

Chevrolet is committed, in every way, to making your new Lumina Minivan the best van you've ever owned. This commitment starts with a quality vehicle, and it continues with a promise to treat you as a valued customer. Always. As a Chevrolet owner, you are covered by Chevrolet Genuine Customer Care, a comprehensive owner protection plan that includes all of the following...

NO-DEDUCTIBLE BUMPER TO BUMPER WARRANTY.

The GM 3-year/36,000 mile (whichever comes first) New Vehicle Limited Warranty covers repairs to 1995 Lumina Minivans, including labor and parts, to correct any defects in material or workmanship occurring during the warranty period.



Warranty features include air conditioning repair, towing, no-cost warranty transfer and 6-year/100,000 mile (whichever comes first) sheet-metal rust-through protection. There is also emissions control system coverage, which varies by geographical location. Items not covered include tires (which are covered by their manufacturer) and normal maintenance. Additional service protection is available with the optional GM Protection Plan (available only in the United States and Canada). See your Chevy dealer for terms of the Lumina Minivan standard New Vehicle Limited Warranty and for details about the GM Protection Plan option.

CHEVY CUSTOMER SATISFACTION SYSTEM.

Local Chevrolet dealerships are vital links in our customer satisfaction system. At delivery, your Chevy salesperson will introduce you to your new Chevy and explain all warranties and maintenance schedules. To make sure you are completely familiar with the features and operation of your new Lumina Minivan, the salesperson will accompany you on a test drive. Just as important, Chevrolet dealer service advisors and technicians are highly trained and equipped with advanced diagnostic and repair

equipment, helping to ensure your long-term satisfaction with maintenance and repair work performed on your Chevrolet.

It's also good to know, when you travel long distances, that there are more than 4400 Chevy dealers in the U.S. — each one ready to provide you with professional service and genuine GM parts. You can phone the Chevrolet Customer Assistance Center toll free at 1-800-222-1020 to talk with trained experts regarding any Chevrolet product or service questions you may have.



24-HOUR ROADSIDE ASSISTANCE.

For as long as you own your 1995 Lumina Minivan, the security and convenience of round-the-clock Roadside Assistance is available via this toll-free hot line number: 1-800-CHEV-USA (1-800-243-8872). Your call will be answered by a Roadside Assistance phone advisor trained by Chevrolet. You will be placed in contact with a nearby service center, and assistance with towing and other helpful services will be arranged. Please ask your Chevrolet dealer for more details.

COURTESY TRANSPORTATION.

Customers who purchase or lease a 1995 Lumina Minivan will be able to take advantage of Courtesy Transportation at no additional charge when their vehicles are left at a participating dealership for repairs covered under the 3-year/36,000-mile New Vehicle Limited Warranty. See your participating dealer for details.



Lumina Minivan with optional LS luxury-level trim. Shown with optional Custom Two Tone in Garnet Red Metallic and Light Gray Metallic.

Lumina Minivan. Prepare For Take-Off.

We've shown in this brochure how Lumina Minivan melds value, comfort, convenience and durability as only a Chevy can. We think you will also be impressed with how well Lumina Minivan drives, how much it can do for your family, and how easily it can be purchased or leased. While reviewing the data on the following pages, you can select the features, color and trim that will make your Lumina Minivan ideal. And, please accept our invitation to test-drive Lumina Minivan at your Chevrolet dealership soon.

TRAILERING DATA

You can tow up to 3000 lbs. with a Lumina Minivan equipped with the optional 3800 V6 engine with SFI and 4-speed electronically controlled automatic transmission¹ and proper trailering equipment. The trailering chart below will help you determine how to best equip your Lumina Minivan for your towing requirements. **NOTE:** Maximum gross trailer weight includes all passengers, equipment and cargo in the vehicle, plus any cargo in the trailer. Please read the "Trailering Caution" safety information before trailering with your new vehicle.

* Not available with Base Preferred Equipment Group.

ENGINE/TRANS.	Axle Ratio	Max. Trailer Weight (lbs.)	Max. Tongue Load (lbs.)
3.1L V6/Automatic ¹	3.06	2000	200
3800 V6/Automatic ²	3.06	3000	300

¹ 3-speed. ² Electronically controlled 4-speed with overdrive (not available with 3.1L V6 or Base Preferred Equipment Group).

NOTE: Any Lumina Minivan can tow a 2000-lb. trailer without special equipment.
• Lumina Minivans towing trailers rated over 2000 lbs. require optional Trailering Provisions (RPD V62, requires optional 3800 Liter V6), which includes a 5-wire lighting harness, heavy-duty flasher, heavy-duty cooling system and electronic load-leveling suspension.

TRAILERING CAUTION.

If you don't use the correct equipment and drive properly, you can lose control of your vehicle when you pull a trailer. For example, if the trailer is too heavy, your vehicle brakes may not work well—if at all. Your vehicle's passengers and you could also be seriously injured. Pull a trailer only after you have taken the following steps:

Trailer Brakes. If your trailer weighs more than 1000 lbs. loaded, then it must have its own adequate brakes. Be sure to read and follow the instructions for the trailer brake controller so that it is installed, adjusted and maintained properly.

■ Don't tap into your vehicle's brake system. If the trailer's brake system will use more than 0.02 cu. in. of fluid from your vehicle's master cylinder, if it does, neither braking system will work well. You could even lose your vehicle brakes.

■ The trailer brake parts must be able to take 3000 psi of pressure. If not, the trailer brake system must not be used with your vehicle. If everything checks out this far, then have a qualified individual make the brake fluid tap at the port on the master cylinder that sends

fluid to the rear brakes. Don't use copper tubing, because it will bend and ultimately break. Use only steel brake tubing.

Hitches. It's important to have the correct hitch equipment. Crosswinds, large trucks going by and rough roads are just a few of the reasons why you'll need the right hitch. Here are some rules to follow:

■ If you'll be towing a trailer that, when loaded, will weigh more than 2000 lbs., be sure to use a frame-mounted, weight-distributing hitch and sway control of the proper size. This equipment is very important for proper vehicle loading and good handling when you're driving.

■ If you have to make any holes in the body of your vehicle to install a trailer hitch, be sure to seal the holes if you ever remove the hitch. If they're not sealed, dirt, water and deadly carbon monoxide from the exhaust can get into your vehicle.

NOTE: The safety steps described here are by no means the only precautions to be taken when trailering. See the Owner's Manual for the Chevy vehicle of your choice for additional guidelines and trailering tips.



Lumina Minivan with optional LS luxury-level trim. Shown in Bright Aqua Metallic.

Lumina Minivan Data.

PREFERRED EQUIPMENT GROUPS

These convenient option packages make it easy to tailor a Lumina Minivan to your exact specifications.

Trim Level	Lumina Minivan		
Preferred Equipment Group ¹	ISBX	ISCX	ISDX
Seating: 5-Passenger	■ ²		
Seating: 7-Passenger		■	■
Air Conditioning	■	■ ³	■
Mirrors: Twin Remote Fold-Away, Electric	■	■	■
Power Door/Lift Gate Locks with Side-Door Delay	■	■	■
Speed Control: Electronic with Resume Speed	■	■	■
Tilt-Wheel™ Adjustable Steering Column	■	■	■
Defogger: Rear Window Electric		■	■
ETR AM/FM Stereo with Seek Forward/Reverse, Digital Clock, Cassette Tape Player, Extended-Range Rear Speakers		■ ⁴	■ ⁴
Glass: Deep Tinted Side Windows		■	■
Luggage Area Cargo Convenience Net		■	■
Power Windows, with Driver's Express-Down Feature		■	■
Remote Keyless Entry		■	■
LS Trim Package (includes body-color exterior lower panels, Custom Cloth Interior trim, LS-specific full wheel covers)			■ ⁵
Power Seat: Driver-Side 6-Way Adjuster			■

¹ Lumina Minivan with standard equipment only requires Base Preferred Equipment Group (ISAX). ² Upgrade to 7-passenger seating available. ³ Upgrade to front and rear air conditioning available (requires 3800 SFI V6 powertrain). ⁴ Upgrade to AM/FM stereo with compact disc player available. ⁵ Requires 3800 SFI V6 with 4-speed automatic overdrive powertrain.

STANDARD AND OPTIONAL FEATURES

NOTE: Some individually available options listed below may be included in, or be ordered only with, specific Preferred Equipment Groups. Some additional ordering restrictions may apply. Please see your salesperson for details.

Interior	Lumina Minivan
Air bag: driver-side	\$
Air conditioning: front	O
Air conditioning: front and rear	O ¹
Armrests: padded, both doors	\$
Console: center lower (includes cup holders, coin holder, cigarette lighter, ashtray and locking storage bin)	\$
Door locks: power automatic (includes lift gate lock)	O
Door panels: cloth upper and carpeted lower	\$
Floor covering: carpeting, full-floor	\$
Floor mats, carpeted: color-keyed, front and rear	\$
Glass: tinted, including Solar-Ray windshield	\$
Glass: deep-tinted, side-window	O
Jack: with wheel wrench	\$
Keyless Entry, Remote	O
Lighting, auxiliary (includes console with map lights, rear dome reading lights, two cargo-area lamps and underhood light)	\$
Lights: footwell, sliding side door and rear lift gate	\$
Lights: reading, front and rear	\$
Mirrors: rearview, 10" prismatic	\$
Power windows (with driver's Express-Down feature)	O ²
Rear window defogger: electric	O
Scotchgard™ Protector (on seats, door trim and floor carpeting)	\$
Seat adjuster: driver, 4-way manual	\$
Seat adjuster: driver, 6-way power	O ³
Seating, 5-passenger cloth: front reclining buckets with adjustable head restraints, inboard armrests and seat-back storage nets; 3-passenger center rear-bench	\$
Seating, 7-passenger cloth (Custom Cloth with LS): front reclining bucket seats with adjustable head restraints, inboard armrests and seat-back storage nets; 5 light-weight modular removable rear seats (three center-row and two third-row)	O ⁴
Seat(s): child restraint (single or dual seats available—requires 7-passenger modular seating)	O ⁵

Instrument Panel	Lumina Minivan
Cigarette lighter/ashtray with light	\$
Gauges: analog-type (includes speedometer, trip odometer, fuel, voltmeter, engine temperature and oil pressure)	\$
Heater and defogger	\$
Speed control: Electronic, with Resume Speed	O
Tilt-Wheel™ Adjustable Steering Column	O ⁶
Warning buzzer: headlights-on	\$
Windshield wiper system control, intermittent	\$
Sound Systems	
NOTE: Lumina Minivan stereo sound systems include a Delco Electronics ETR electronically tuned AM/FM receiver with forward/reverse seek feature (seek-scan feature with AM/FM with compact disc player), digital clock and extended-range rear speakers.	
ETR AM/FM stereo	\$
ETR AM/FM stereo with cassette tape player	O
ETR AM/FM stereo with compact disc player and Delco-Loc II theft-deterrent feature	O
Antenna: integrated into roof	\$
Exterior	
Bumper fascias, rocker panel moldings and rear step pad: Gray or Black ⁷	\$
Door, sliding side	\$
Door, power sliding side	O ⁸
Headlamps: composite halogen	\$
Lift gate: one-piece, rear, with lift handle	\$
Luggage carrier: roof-mounted	O ⁹
Mirrors: black-painted fold-away, LH remote/RH manual	\$
Mirrors: twin remote fold-away, electric	O ²
Sunroof: pop-up, nonremovable	O ³
Wiper/washer: rear-window (with fixed delay and wash features)	\$
Chassis	
Anti-lock brake system (ABS), 4-wheel	\$
Brakes: power front disc/rear drum	\$
Engine block heater	O
Exhaust system: stainless-steel	\$
Electronic load-leveling suspension (includes air inflator hose and auxiliary electric power port)	O ⁴
Front-wheel drive	\$
Fuel tank: 20-gal. capacity	\$
Steering: rack and pinion with integral power assist	\$
Traction control	O ⁵
Trailer package	O ⁶
Tires	
Tires: P205/70R-15 blackwall radial-ply	\$
Tires: P205/70R-15 blackwall radial-ply Touring	O
Tires, self-sealing: P205/70R-15 blackwall radial-ply Touring	O
Tire, spare: compact (underbody carrier)	\$
Powertrains	
3.1 Liter (191 cu. in.) V6 engine with EFI ¹⁰ and 3-speed automatic transmission (Net HP: 120 @ 4200 RPM, torque: 175 lb.-ft. @ 2200 RPM)	\$
3.8 Liter (231 cu. in.) 3800 V6 engine with SFI ¹¹ and 4-speed electronically controlled automatic overdrive transmission (Net HP: 170 @ 4800 RPM, torque: 225 lb.-ft. @ 3200 RPM)	O ⁷
\$—Standard O—Optional	
¹ Not available with Preferred Equipment Groups ISAX and ISBX; requires 3800 SFI V6 powertrain. ² Not available with Base Preferred Equipment Group ISAX. ³ Not available with Preferred Equipment Groups ISAX and ISBX; included with Preferred Equipment Group ISDX. ⁴ Included with Preferred Equipment Groups ISCX and ISDX. ⁵ Body-color front and rear fascias and rocker moldings with optional LS Trim Package; Light Gray Metallic with Gray accents with optional Custom Two-Tone. ⁶ Not available with Preferred Equipment Groups ISAX and ISBX. ⁷ Not available with Preferred Equipment Groups ISAX or ISBX; requires P205/70R-15 Touring tires; included with RPO V80 Trailer Package. ⁸ Available only with LS Preferred Equipment Group ISDX. ⁹ Not available with Preferred Equipment Groups ISAX or ISBX; requires 3800 SFI V6 powertrain; includes load-leveling suspension. ¹⁰ Electronic Fuel Injection. ¹¹ Sequential-Port Fuel Injection.	
NOTE: The Lumina Minivan trim features indicated reflect only a portion of the total content of each trim level. See your Chevy dealer for complete listings. See the 1995 Chevy Commercial Trucks Brochure for Lumina Cargo Minivan information.	

Delco Electronics ETR stereo sound systems bring rich stereo sound to Lumina Minivan. An AM/FM stereo is standard. Optional upgrade sound systems include a cassette tape player or compact disc player with Delco-Loc II theft-deterrent feature. All systems include a digital clock and extended-range rear speakers.



Additional Information.

LUMINA MINIVAN SAFETY FEATURES ...

Occupant Protection.

- Supplemental Inflatable Restraint: Manual lap/shoulder safety belts (except second-row center seat position with 5- or 7-passenger seating) and driver-side air bag • Manual lap safety belts, second-row center seat position with 5- or 7-passenger seating • Energy-absorbing steering column • Energy-absorbing instrument panel • Interlocking door latches • Safety armrests • Breakaway inside rearview mirror • Security door locks and door retention components • Laminated windshield glass, urethane-bonded • Head restraints, front seats • Slide-door beams • Tempered safety glass, side and rear windows • Dual sun visors • Pressure-lock radiator cap.

Crash Avoidance.

- Four-wheel anti-lock brake system (ABS) • Side-marker lamps and reflectors • Parking lamps • Four-way hazard-warning flashers • Backup lamps • Directional signal control • Center high-mounted stop lamp • Windshield defrosters, washers and multi-speed wipers • Outside rearview mirrors • Brake system with dual master cylinder plus warning light • Starter safety switch • Dual-action hood latch • Low-glare finish — inside windshield moldings, wiper arms and blades, metallic steering-wheel surfaces, inside rearview mirror frame and bracket • Illuminated heater and defroster controls • Tires with built-in tread-wear indicators • Safety road wheel rims • Inside day/night rearview mirror • Audible disc brake lining-wear indicators • Brake/transmission shift interlock.

Theft Deterrence.

- Visible vehicle identification number • Laser-etched VIN plate • Theft-deterrent steering column lock • Theft-deterrent key-locking system • Remote inside hood release.

A FEW IMPORTANT WORDS

... **About This Catalog.** We have tried to make this catalog as comprehensive and factual as possible. We reserve the right, however, to make changes at any time, without notice, in prices, colors, materials, equipment, specifications, models and availability. Since some information may have been updated since the time of printing, please check with your Chevrolet dealer for complete details.

NOTE: Product comparisons published in this catalog exclude other General Motors products, except as noted. Some vehicles shown with optional equipment, wheels and tires.

... **About Assembly.** Chevrolet trucks are assembled by different operating units of General Motors, its subsidiaries or suppliers to GM worldwide. Chevrolet trucks incorporate thousands of components produced by different operating units of GM, its subsidiaries or suppliers to GM worldwide. We sometimes find it necessary to produce Chevrolet vehicles with different or differently sourced components than originally scheduled. All such components have been approved for use in Chevrolet trucks and will provide the quality of performance associated with the Chevrolet name. Since some options may be unavailable when your vehicle is assembled, we suggest that you verify that your vehicle includes the equipment you ordered or, if there are changes, that they are acceptable to you.

... **About Engines.** Chevrolet vehicles are equipped with engines produced by different operating units of GM, its subsidiaries or suppliers to GM worldwide. ... **About Corrosion Protection.** Chevrolets are designed and built to resist corrosion. All body sheet-metal components are warranted against rust-through corrosion for 6 years/100,000 miles. Application of additional rust-inhibiting materials is not required under the corrosion coverage and none is recommended.

... **About 1995 Chevy Truck Brochures.** In addition to Lumina Minivan, you may be interested in other Chevy light-duty truck models. Brochures covering Chevy S-Series Pickup, C/K Pickup, Blazer, Tahoe, Suburban, Astro and Sportvan model lines are available. To review models designed specifically for hard work in business and industry, request the 1995 Chevrolet Commercial Trucks brochure. Your Chevrolet dealer will be pleased to supply the additional brochures of interest. Also, feel free to call 1-800-950-2438 for additional '95 Chevy truck brochures, for answers to any product questions you may have, or simply to determine the location of your nearest Chevy dealer.

... **About Updated Service Information.** Chevrolet regularly sends its dealers useful service bulletins about Chevrolet products. Chevrolet monitors product performance in the field. We then prepare bulletins for servicing our products better. You can get these bulletins, too. Ask your dealer or, to get ordering information, call toll free: 1-800-551-4123.

GMAC

With GMAC, financing or leasing your new Lumina Minivan can save you time and money. Qualified customers can be approved in about an hour with flexible terms. SMARTLEASE is designed to offer low monthly payments — so you're not tying up cash you could be spending on



other important things. For more information about SMARTLEASE, SMARTBUY, or any other quality GMAC financing options, see your Chevrolet dealer or call 1-800-32-SMART (1-800-327-6278).

TURN PLASTIC INTO STEEL WITH THE GM CARDSM. The GM MasterCard[®], with no annual fee, is the revolutionary financial vehicle specifically designed to help put you behind the wheel. Every time you use it, GM will credit 5% of your purchase toward buying or leasing the GM car or truck of your dreams.



It could mean saving hundreds, even thousands of dollars, over and above any other discounts or rebates. Please call 1-800-8GM-CARD (1-800-846-2273) for more information, including annual limits and restrictions.

Chevrolet, the Chevrolet Emblem, General Motors, GM, the GM Emblem, Lumina, Astro, Blazer, Sportvan and Suburban, Delco-Loc II, ETR and Solar-Ray are registered trademarks of the General Motors Corporation. Chevy and Tahoe are trademarks of the General Motors Corporation. GMAC, SMARTLEASE and SMARTBUY are registered trademarks of the General Motors Acceptance Corporation. Scotchgard is a trademark of the 3M Corporation. © 1994 General Motors Corp. All rights reserved.



Litho in U.S.A.

July 1994

Color And Fabric Choices.

EXTERIOR COLOR AVAILABILITY

EXTERIOR COLOR AVAILABILITY	INTERIOR COLORS
Bright Aqua Metallic (#43) ¹	■
Light Adriatic Blue Metallic (#36) ^{4,1}	■
Medium Adriatic Blue Metallic (#30) ¹	■
Light Gray Metallic (#14) ^{4,1}	■
Malachite Metallic (#44) ²	■
Medium Garnet Red Metallic (#72) ¹	■
Dark Teal Metallic (#35) ^{1,4}	■
Bright White (#16) ²	■


SEATING AVAILABILITY

SEATING AVAILABILITY	INTERIOR COLORS
Cloth High-Back Front Bucket Seats (not available with LS trim package)	■
Custom Cloth High-Back Front Bucket Seats (with LS trim package only)	■

Available in: ■ — Medium Blue ■ — Medium Gray ■ — Ruby Red (not available with Preferred Equipment Group 1SA1 or 1SB1 with 5-passenger seating)

¹ With Black bumper fascias and rocker panel moldings (body-color with LS trim package). ² With Gray bumper fascias and rocker panel moldings (body-color with LS trim package). ³ Not available as a primary Custom Two-Tone paint color. ⁴ New for '95.

NOTE: Ask your Chevrolet dealer for information on optional Custom Two-Tones and actual trim availability.



Bright Aqua Metallic (#43)

Cloth



Light Adriatic Blue Metallic (#36)

LS Custom Cloth



Medium Adriatic Blue Metallic (#30)

Custom Two-Tone (RPO D84)

NOTE: Secondary color is always Light Gray Metallic with Gray Accents.

Light Gray Metallic (#14)



Malachite Metallic (#44)



Medium Garnet Red Metallic (#72)



Dark Teal Metallic (#35)¹



Bright White (#16)

WHEEL CHOICES



Standard 15" bolt-on full wheel covers



Custom 15" bolt-on wheel covers, included with LS trim



Optional 15" cast aluminum wheels with locks

¹ New for '95.

NOTE: See your Chevrolet dealer for color choices and restrictions.



GENUINE CHEVROLET™