

**THERE'S NEVER
BEEN A TRUCK
LIKE IT BEFORE.**

CHEVY S-10

TAHOE · DURANGO · SPORT



**CHEVY IS THE POWER
IN TRUCKS.**

A NEW-SIZE AMERICAN PICKUP.

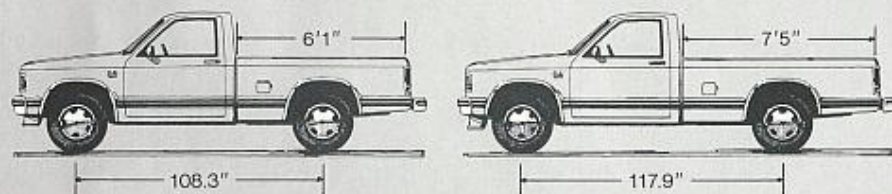
Chevrolet welcomes you to the future in pickups: the Chevy S-10.

A high-mileage truck designed and assembled in America.

A high-mileage truck with both a standard L4 and an optional V6 engine.

"Net-build" quality. The new Chevy S-10 is built in a special way. The front end, cab and pickup box are first computer-welded into separate units before being fitted to the frame. The S-10 is designed to be put together *only* one way: the correct way. If any of these and other assemblies don't fit, they are rejected. They are not simply adjusted to fit. Engineers call this "net build." It results in uncanny quality. The S-10 is designed with a thorough program of accurately fitting metal to metal for quality you can see, hear and feel.

Quality technology. Quality people. Factory workers. Engineers. Management. Suppliers. Everyone involved with the S-10 from design to assembly is part of its impressive quality story. The S-10 is a work of industry, science, art and love. It has comfort, high mileage and that unmistakable something only human genius and hard work can produce. Quality.



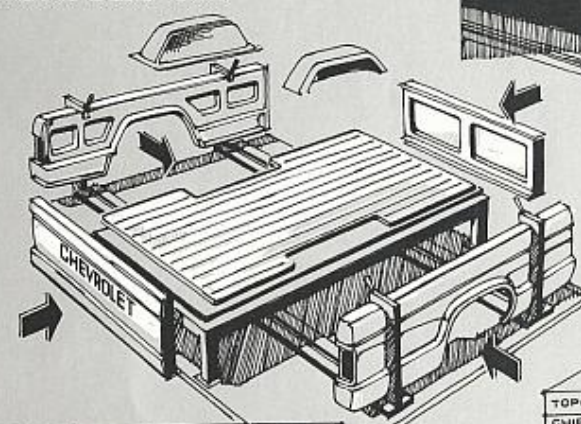
Two wheelbases. Easy payload ordering system. The new S-10 comes in two standard models: a 108.3-inch wheelbase with a 6-ft-1-in. cargo box and a 117.9-inch wheelbase with a 7-ft-5-in. cargo box. Three optional trim levels are available: Tahoe, Durango, and Sport. Both wheelbase sizes have more double-wall construction than the import trucks. They are each available with a standard 1000-lb. payload or optional 1500-lb. payload, including people and cargo. Instead of ordering by GVWR, you order your S-10 to match your payload needs. This is a simple and realistic way of ordering a truck. It's only one of many new concepts you'll find in the strikingly new Chevy S-10.

IMPORTANT: A WORD ABOUT THIS CATALOG. We have tried to make this catalog as comprehensive and factual as possible and we hope you find it helpful. However, since the time of printing, some of the information you will find here may have been updated. Also, some of the equipment shown or described throughout this catalog are available as factory-installed options, dealer accessories and specialized equipment from various independent suppliers at extra cost. Your dealer has details and, before ordering, you should ask him to bring you up to date.

The right is reserved to make changes at any time, without notice, in prices, colors, materials, equipment, specifications and models. Check with your Chevrolet dealer for complete information.

A NEW WAY TO BUILD AMERICAN PICKUPS.



MASTER CHECKING FIXTURES. THESE AID THE PRECISE ASSEMBLY OF THE CARGO BOX, CAB AND FRONT END. THE S-10 IS BUILT TO FIT!



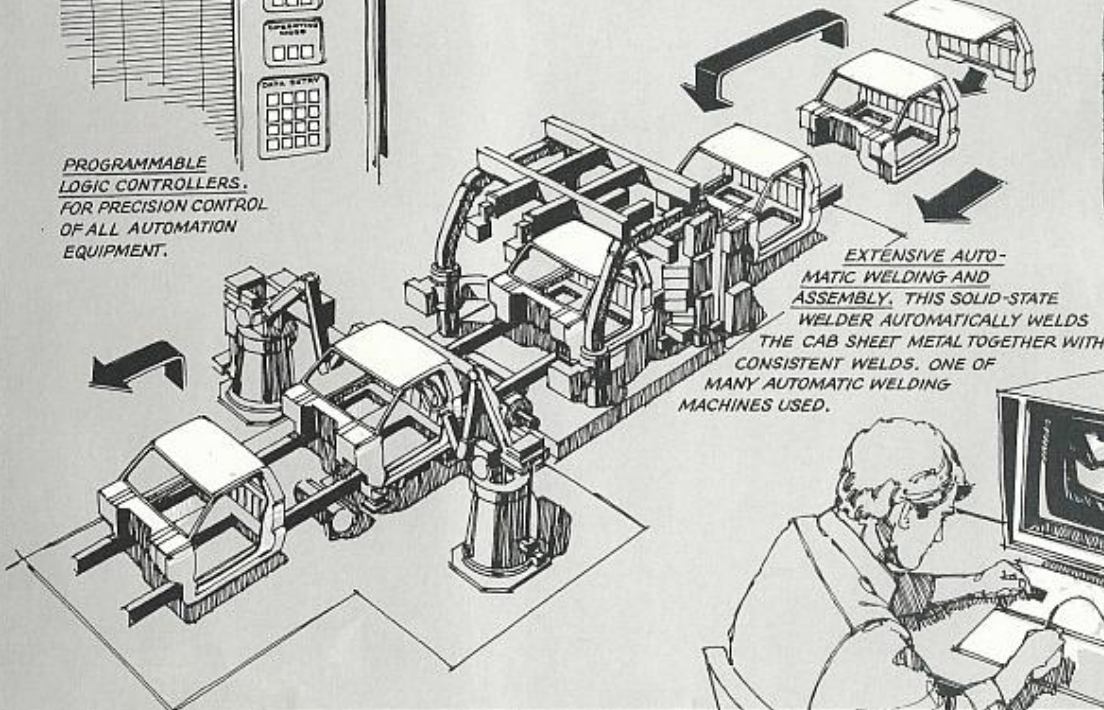
A PAINT FINISH UP TO 5 LAYERS DEEP. THICKER THAN TYPICAL U.S. TRUCKS. INCLUDES A CHIP-RESISTANT COATING SPRAYED ON LOWER PANELS.



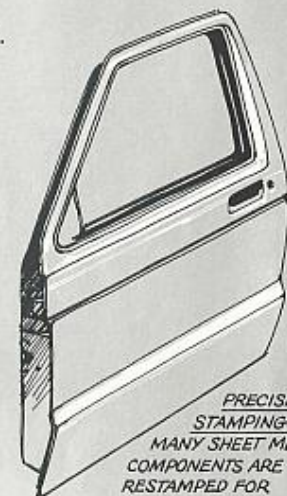
IONIZED AIR BLOWOFF. NEUTRALIZES DUST-COLLECTING STATIC ELECTRICITY ON SHEET METAL AT ENTRANCES TO ALL SPRAY BOOTHS.




PROGRAMMABLE LOGIC CONTROLLERS. FOR PRECISION CONTROL OF ALL AUTOMATION EQUIPMENT.



EXTENSIVE AUTO-MATIC WELDING AND ASSEMBLY. THIS SOLID-STATE WELDER AUTOMATICALLY WELDS THE CAB SHEET METAL TOGETHER WITH CONSISTENT WELDS. ONE OF MANY AUTOMATIC WELDING MACHINES USED.



PRECISION STAMPINGS. MANY SHEET METAL COMPONENTS ARE RESTAMPED FOR PRECISION.



COMPUTER-AIDED DESIGN EQUIPMENT. ACCURATELY TRANSFERS DATA FROM THE DESIGN MODELS FOR PRECISE TOOLING AND ASSEMBLY.



QUALITY, NEW SIZE AND HIGH MILEAGE.

The new-size Chevy S-10 offers the luxurious Tahoe, shown here, as one of three optional trim levels. Tahoe, Durango and Sport. Selected items from the Standard and Durango models are included along with special Tahoe features.

That aerodynamic body slices through the air on radial tires and special Tahoe-accented black wheels with bright wheel covers. Body-side and other

moldings help protect a brilliant paint finish. Inside, you enjoy your work on four-cushioned bench seats trimmed in Custom Vinyl or Cloth. Available power windows, defoggers, deluxe color-keyed steering wheel, gauge package with trip odometer, color-keyed carpeting, insulation package, head lights, left-on warning buzzer and other trim accessories. See page 14.

High mileage is an important benefit of the Tahoe and every Chevy S-10.

OPTIONAL 2.5LITER V-6 4 CYLINDER TURBO DIESEL		OPTIONAL 2.5LITER V-6 4 CYLINDER TURBO DIESEL	
ESTIMATED FUEL ECONOMY		ESTIMATED FUEL ECONOMY	
39	28	34	24
21 CITY	28 HWY	21 CITY	24 HWY
CALIFORNIA		CALIFORNIA	
40	28	34	23
21 CITY	28 HWY	21 CITY	23 HWY

No imported pickup offers both a standard I-4 and an optional V-6.
Use estimated MPG for comparisons. Your mileage may differ depending on speed, distance, weather. Mileage will be low in heavy city traffic. Actual highway mileage lower. Please refer to S-10 engine information on page 15.




COVER: Chevy S-10 short wheel base model with 6 ft. 11 in. cargo box, in Apple Red.
SHOWN HERE: Chevy S-10 long wheelbase model with 7 ft. 5 in. cargo box, optional Tahoe trim package and optional Custom Two-Tone paint in Custom Red and Frost White.
Tires supplied by various manufacturers.



Tahoe interior with Custom Cloth seat trim in Cambril.

This color is recommended with Frost White, Silver Metallic, Midnight Black, and Apple Red exteriors.



Chevy S-10 long wheelbase model with 7-ft.-5-in. cargo box, optional Durango trim package and Special Two-Tone paint option in Almond and Nugget Gold Metallic.

QUALITY PACKS A HALF TON. AND MORE.

Don't let the S-10's sleek good looks fool you. Without optional equipment, the 6-ft.-1-in. cargo box can haul up to 1000 lbs. of payload, including people and

cargo. The 7-ft.-5-in. cargo box model can also tote 1000 lbs., but with added room for those longer items.

That's a respectable chunk of freight. If you need more, you get more with a Heavy-Duty Payload Option of 1500 lbs., available in both box lengths.

This includes a front stabilizer bar, heavy-duty rear springs, power brakes, and is available only with an optional 2.8 Liter V6 engine and steel-belted radial tires. In the new S-10, quality works hard!

Every hardworking S-10 also has double-wall construction. This features both an inner and outer

steel wall in critical areas: doors, front fenders, hood, cargo box side panels, and tailgate. The more you find out about a new Chevy S-10, the more you'll see how well built it is.





Durango interior with Custom Cloth seat trim in Blue.


This color is recommended with Frost White, Silver Metallic, Light Blue Metallic, and Midnight Blue exteriors.



Chevy S-10 short wheelbase model with 6-ft.-1-in. cargo box, optional Durango trim package and optional Sport Two-Tone paint in Light Blue Metallic and Frost White.



Roomy S-10 Interior.



Inside hood release is standard.



Handy storage room behind every S-10 seat.



Side window defoggers for Durango, Tahoe and Sport.

STRETCH OUT, AMERICA.

Give those legs the living room of an S-10 cab: 42.4" leg room, 39.5" head room. If you don't need all that room, move the seat up and enjoy. You'll feel at home in S-10's comfortable cab. No imported pickup has more interior head and leg room.

The optional Durango trim package is a powerful statement in comfort and style. It includes selected items in the Standard trim level with Durango touches all its own. In the roomy cab, you get folding inertia-latch bench seats in Custom Vinyl or Cloth, Durango nameplate on the instrument panel, side window defoggers, cigar lighter, door-operated courtesy and dome light, deluxe color-

keyed steering wheel, color-keyed floor mats, headlights-left-on warning buzzer, and more.

Outside, you get argent wheels with hubcaps and trim rings, argent grille with bright trim, chrome front bumper with rub strip, Durango fender identification, and reflectorized Chevrolet tailgate identification. The Durango package is a quality addition to a quality truck.





ADD A V6. BYE-BYE, COMPETITION.

Choose your S-10 with an optional V6 and you can tell the competition "Sayonara" and "auf Wiedersehen." None of the import trucks offer a V6.

Add the optional Sport package for the look to match the go. It has high-back bucket seats with

Sport Cloth in two color choices, a locking console between the seats, color-keyed carpeting, Sport steering wheel in two color choices, gage package with trip odometer, special interior trim, fiberglass hood blanket and cab/door/floor insulation.

Also looking good are styled argent wheels with special center hub and trim rings, Two-Tone paint, bright-trimmed black body-side moldings, other

dress-up moldings, color-keyed front bumper with rub strip, argent grille with bright trim, and more. Plus selected items from the Standard, Durango, and Tahoe trim levels. S-10 Sport also includes the Sport Two-Tone paint treatment, shown below, in a variety of color combinations.

S-10 Sport. If it looks good to you now, consider how good it'll look to someone else at trade-in time.



Optional 2.8 Liter V6 has a rotating shroud fan on models not equipped with air conditioning. See page 15.



Locking console between the seats is included in the optional Sport package.



Sport instrument panel features a gage package and trip odometer.

Chevy S-10 short wheelbase model with 6-ft.-1-in. cargo box and optional Sport trim package that includes Sport Two-Tone paint, shown here in Sunshine Yellow and Black.

Tires supplied by various manufacturers.




Sport interior with Sport Cloth seat trim in Medium Almond.

Recommended with Frost White, Midnight Blue, Midnight Black, Almond, Nugget Gold Metallic, and Cinnamon Red exteriors.



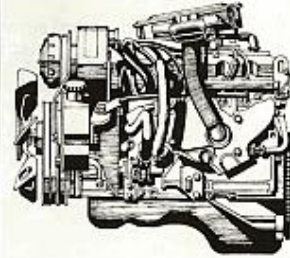
TOP: Chevy S-10 long wheelbase Chassis-Cab model (available after February, 1982) shown with optional 7-ft-8-in. commercial quality body.

BOTTOM: Chevy S-10 long wheelbase Standard model with 7-ft-5-in. cargo box and optional Heavy-Duty Trailering Package. Shown in Frost White.



L4

HUSTLE



A high-mileage 1.9 Liter, in-line, four-cylinder engine is standard on S-10 models with a maximum standard payload rating of 1000 lbs. See page 6 for EPA mileage estimates. The L4 is available with a standard 4-speed manual transmission or an optional automatic transmission.

This all-around powerhouse has a single overhead camshaft, hemispherical combustion chambers and cross-flow ports. A transistorized ignition gives a hot spark for dependable cold weather starting. A high-efficiency radiator helps it keep from blowing its cool and yours with a generous network of cooling fins.

This means you get an easy-to-live-with performer designed to start pronto, tote a sizable load and take you home without a lot of stops at a gas pump. If this sounds like it's made for you and the times, you're right.

V6

MUSCLE



Here is the only V6 you can get in this size truck. No smaller truck offers one.

It's a high-mileage 2.8 Liter V6, optional with either the standard payload rating of 1000 lbs. or the optional maximum of 1500 lbs. A 4-speed manual transmission is standard and an automatic transmission is optional. An optional 5-speed manual transmission with overdrive will be available after February, 1982.

The cylinders are banked at 60° with each connecting rod offset 60° to promote even firing. This simple design also has a high-efficiency radiator, electronic ignition, and a new wind-tunnel-effect cooling fan for models without optional air conditioning. The fan and its shroud turn as a unit for efficiency that makes engineers smile. Clever, like the S-10 itself.

THIS NEW-SIZE TRUCK HAS IT ALL TOGETHER.

High-quality build. Roomy interior. Brilliant finish. Smooth ride. High mileage. The list becomes more impressive when you see all you get in the Standard trim package.

S-10 Standard includes a dark argent grille, headlamp and parking lamp bezels with chromed finish and black trim, low-gloss black front bumper, black windshield and rear window moldings, left and right black outside mirrors, and argent wheels with hubcaps. Choose from 10 exterior colors, plus optional two-tones.

The instrument panel, door trim, sunshades, headliner and windshield pillar moldings come in four color choices. So do the folding, inertia-latch bench seats trimmed in vinyl. Also included are rubber floor mats, interior light, door/roof sound deadener and front floor insulation.

Your Chevy dealer has details on all the items in the S-10 Standard and optional trim packages. Test-sit any S-10. Then test drive one and see what an all-together value it is.

S-10



S-10 Standard interior offers instrument panel and other trim items in four color choices.

TOWMOBILE. Properly equipped, the new-size S-10 hauls twice as much as any import. With an optional Heavy-Duty Trailering Package, the Chevy S-10 can haul up to 4000 lbs., including trailer and cargo. The package includes a 4000-lb.-capacity trailer hitch platform and 7-wire trailering harness with heavy-duty flasher. It is only available with the optional 1500-lb. payload package, 2.8 Liter V6 engine, automatic transmission, 3.08 rear axle ratio, transmission oil cooler, power steering, power brakes, heavy-duty generator, heavy-duty shocks and glide-out spare tire carrier. Optional rear step bumper is also recommended.

See your dealer for complete information and the 1982 RV/Trailering Guide which lists the Chevrolet required and recommended optional equipment to meet your trailering needs.

THE POWER OF AMERICAN TECHNOLOGY.

You'll see it. Feel it. The new Chevy S-10 has what it takes to show the world what American technology can do!

Engine fan and shroud rotate as a unit for wind-tunnel-effect cooling on the optional V6 when ordered without optional air conditioning.

"Smart Switch" on steering column is a combination wiper, washer, turn indicator and headlight-dimmer switch.

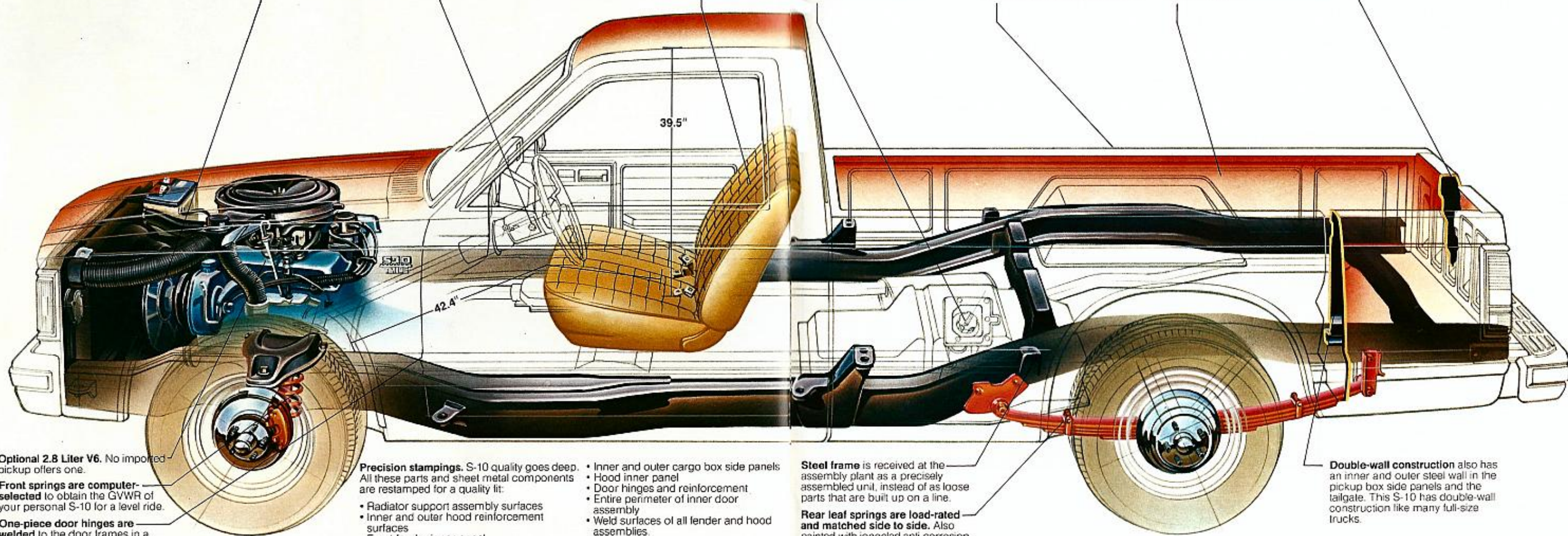
Seat back is angled 23° for comfort and folds forward for storage room behind the seat. Frame jack is mounted behind the passenger in a handy tool storage area.

Left-hand fuel fill is convenient. Fuel tank is mounted inside on the frame rail. The standard tank holds 13.2 gallons. A 20-gallon tank is optional.

High-solids, top-coat enamel paint. Up to 60% solids with 40% solvent. New painting technology uses lower molecular weight polymers to apply more paint with less solvent than acrylic enamel.

Extensive anti-corrosion treatments. Special steels, primers, sealers, and weather-stripping help keep the elements out and the quality in. See page 19 for more details.

Hemmed tailgate eliminates sharp, exposed edges. Helps resist corrosion and prevents spot weld marks for a smooth surface.



Optional 2.8 Liter V6. No imported pickup offers one.

Front springs are computer-selected to obtain the GVWR of your personal S-10 for a level ride.

One-piece door hinges are welded to the door frames in a master control fixture for precision.

Precision stampings. S-10 quality goes deep. All these parts and sheet metal components are restamped for a quality fit:

- Radiator support assembly surfaces
- Inner and outer hood reinforcement surfaces
- Front fender inner panel

- Inner and outer cargo box side panels
- Hood inner panel
- Door hinges and reinforcement
- Entire perimeter of inner door assembly
- Weld surfaces of all fender and hood assemblies

Steel frame is received at the assembly plant as a precisely assembled unit, instead of as loose parts that are built up on a line.

Rear leaf springs are load-rated and matched side to side. Also painted with ionoclad anti-corrosion paint and shot-peened for strength.

Double-wall construction also has an inner and outer steel wall in the pickup box side panels and the tailgate. This S-10 has double-wall construction like many full-size trucks.

High-efficiency cross-flow radiator has hundreds of cooling fins.

Advanced electronic quality control. Critical dimensions are electronically checked throughout assembly.

One-piece chrome bumper for simplicity and better appearance than a multiple-piece, welded bumper. Included in optional Durango and Tahoe packages.

Double-wall construction has both an inner and outer steel wall in the hood, doors, and front fenders.

Delco Freedom II battery never needs water added and has a built-in charge indicator.

Windshield is bonded to the window frame. Precise control of the opening size allows the use of an attractive molding good for aerodynamics.

Radial tires are standard for long-wear characteristics and low rolling resistance.

Zincroterne® coated steel brake lines help resist corrosion.

Audible wear sensors alert you to possible pad replacement on self-adjusting front disc brakes. Brake calipers are a low-drag design with a quick take-up master cylinder.

Optional 5-speed manual overdrive transmission. Available with the optional 2.8 Liter V6 after February, 1982.

Consistent welds are produced by solid-state, programmable welders that instantly compensate for fluctuation in plant electrical supply.

Curved track seat adjuster moves 6.6" so short and tall drivers can make themselves at home.

Roomy interior with 39.5" head room, 42.4" leg room. No imported pickup truck can match this American-size cab room.

Lowest air drag coefficient of any truck in Chevy history. This and a minimal front area design help give the S-10 impressive aerodynamics and high operating efficiency.

Hot wax coating on the entire frame helps fight effects of road salt.

Chip-resistant spray on lower panels helps resist paint chipping from stones and other debris.

Seats are shrink-wrapped in plastic before assembly and shipping. Carpets are also protected with a plastic cover. Shipping protectors are used on the front and rear of your S-10, plus the inside and outside door panels. The S-10 has the most complete program of shipping protection in Chevy truck history.

Computer graphics were used to design all electrical, air and hydraulic circuits for efficient, accurate engineering.

GM Power-Protection-Plus. See your dealer for information about GM's new 24-month/24,000-mile Power-Protection-Plus Limited Warranty.

OPTIONS. NO IMPORT OFFERS SO MANY.



Halogen headlamps.



Cruise Control with Resume Speed.



Tinted sliding rear window.



Wheel covers*.



AM/FM stereo radio with stereo cassette tape.



Power door locks and power windows.



Below Eyeline mirror, in black or bright finish.



Chromed front bumper with rub strips.



Hubcaps with trim rings*.



Styled wheels* with trim rings.



Cargo-box cap. Dealer installed.



Chromed rear step bumper with rub strips.

*Tires supplied by various manufacturers.

A HISTORY-MAKING FINISH.

The quality of paint finish on the new Chevy S-10 is outstanding. The factory paint system is designed to deliver a high level of quality. Just as important is the dedication of paint suppliers and factory technicians to its excellence.



High-quality materials. Extensive anti-corrosion. Zincrometal™ galvanized steel, zinc alloy coated steel, and zinc-plated parts are used in important areas, such as the pickup box.

Zinc-rich anti-corrosion primer is sprayed on before final priming.

Cathodic ELPO primer is used on the entire cab, cargo box and front-end sheet metal.

Chip-resistant coating is sprayed on lower body-side panel surfaces to help prevent paint damage from stones and road debris.

Aluminized wax preservative is used on inner door body surfaces to help

resist corrosion from road salt.

A coat of primer surfacer is added for further sealing and prefinishing.

New high-solid solvent enamel top coat is baked on for the final step. This new technology uses a maximum of up to 60% solids, with the ratio of solids to solvent varying with color.

Ever painted anything?

You'd be impressed by the history-making combination of new and proven techniques used for the S-10's high-quality finish. For example, electrostatic paint application is used to help control film thickness; too much paint is just as undesirable as too little. Precision is a must. That's also why "dedicated" (individually aimed) nozzles are used in wash-and-rinse booths to reach critical areas.

Cleanliness is a must, too. Blasts of ionized air neutralize dust-collecting electrostatic charges on sheet metal at the entrances to all spray booths. Rinses are filtered. Enclosed ovens, high-temperature dust filters, automatic monitoring of oven air pressure and other methods help create a high level of paint-spraying efficiency.

Sound too technical? Look at the S-10 finish. It's all worth it.

Chevrolet offers a Three-Year Perforation-From-Corrosion Limited Warranty.

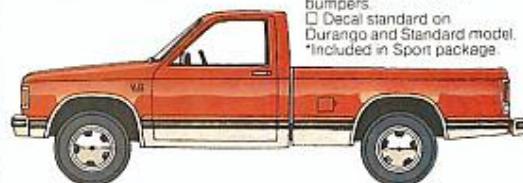
Exhaust system components not included. See your Chevrolet dealer for details on other limitations.

COLORS.



OPTIONAL TWO-TONES.

Sport Two-Tone*



□ Accent color extends around to front and rear bumpers.
□ Decal standard on Durango and Standard model.
*Included in Sport package.

Special Two-Tone



□ Accent color extends around the front and rear.
□ Moldings included.

The GM Continuous Protection Plan.

An option that offers service protection in addition to that provided by GM's new vehicle limited warranty. Available only in the U.S. and Canada for the 1982 model year. Ask your dealer about this option.

GM Power-Protection-Plus.

See your dealer for information about GM's new 24-month/24,000-mile Power-Protection-Plus Limited Warranty.

A WORD ABOUT ENGINES.

Some Chevrolets are equipped with engines produced by other GM divisions, subsidiaries, or affiliated companies worldwide. See your dealer for details.

A Word About Assembly, Components and Optional Equipment in These Chevrolet Products.

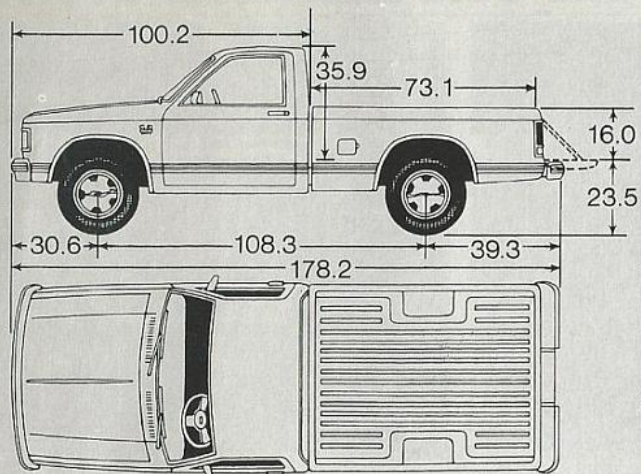
The Chevy Pickups described in this catalog (Series S-10) are assembled at facilities of General Motors Corporation operated by Chevrolet Motor Division, GMC, and GM Assembly Division. These vehicles incorporate thousands of different components produced by various divisions of General Motors and by various suppliers to General Motors. From time to time during the manufacturing process it may be necessary, in order to meet public demand for particular vehicles or equipment, or to meet federally mandated emissions, safety and fuel economy requirements, or for other reasons, to produce Chevrolet products with different components or differently sourced components than initially scheduled. All such components have been approved for use in Chevrolet products and will provide

the quality performance associated with the Chevrolet name.

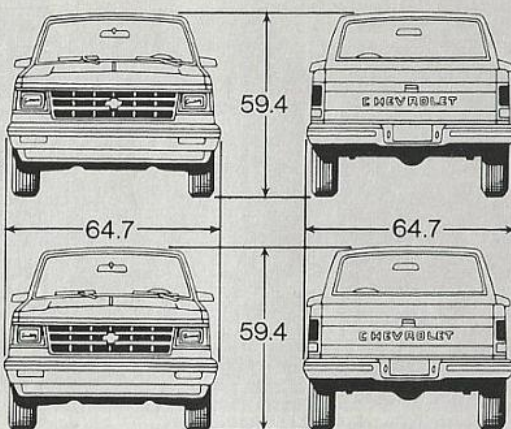
With respect to extra cost optional equipment, make certain you specify the type of equipment you desire on your vehicle when ordering it from your dealer. Some options may be unavailable when your vehicle is built. Your dealer receives advice regarding current availability of options. You may ask your dealer for this information. GM also requests the dealer to advise you if an option you ordered is unavailable. We suggest that you verify that your vehicle includes the optional equipment you ordered or, if there are any changes, that they are acceptable to you.

These vehicles are also available from GMC dealers under the GMC nameplate (GMC Pickup Series S-15).

SPECIFICATIONS.



SHORT WHEELBASE



LONG WHEELBASE

Chassis Specifications

Wheelbases	108.3" and 117.9"	
	Standard	Optional
Payload (lb.)	1000	1500
GVWR range (lb.)	3425 to 4190	3970 to 4720
Engine—Liter (cu. in.)	1.9L (119 Cu. In.) L4	2.8L (173 Cu. In.) V6
Front suspension—type/spring	Independent/Coil Springs	—
Capacity (lb.)	2300	—
Rear suspension—axle type	Semi-Floating	—
Capacity (lb.)	2550	—
Brakes—disc/drum	Manual	Power
Steering—type	Manual	Power
Transmission	4-Speed Manual	3-Speed Automatic *5-Speed Manual
Tire size	P195/75R-14 (Fiberglass Belted)	P195/75R-14 (Steel Belted) P205/75R-14 P205/70R-14

Engine Specifications

	L4	V6
Displacement	1.9 Liter (119 Cu. In.)	2.8 Liter (173 Cu. In.)
Engine Ordering Code	LR1 (A)	LR2 (B)
Bore & Stroke (in.)	3.42 x 3.23	3.50 x 2.99
Compression Ratio	8.4 to 1	8.5 to 1
SAE Net Horsepower @ RPM	82 @ 4600	110 @ 4800
SAE Net Torque (lb.-ft.) @ RPM	101 @ 3000	148 @ 2000

(A) Produced by Isuzu Motors Limited, Japan.

(B) Produced by GM—Chevrolet Motor Division.

*Available after February, 1982; requires V6 engine.

Chevy S-10 short wheelbase model with 6-ft.-1-in. cargo box, optional Tahoe trim package and Special Two-Tone paint option in Midnight Blue and Silver Metallic.



**CHEVY IS THE POWER
IN TRUCKS.**



LITHO IN U.S.A. SEPTEMBER, 1981/4099