


# 1976 Chevrolet

Caprice Classic / Caprice Estate / Impala / Bel Air

Chevrolet







**Caprice Classic Landau Coupe.** Includes vinyl roof with bright moulding, accent stripes, twin sport mirrors, body-colour wheel covers and deluxe bumpers. Bumper guards and white stripe tires are available options.



**Caprice Classic Coupe.** Shown with vinyl roof, deluxe bumpers, bumper guards and white stripe tires as available options.



**Caprice Classic 4-Door Sedan.** Available options shown are vinyl roof, deluxe bumpers, bumper guards, white stripe tires and right-hand outside mirror.



**Caprice Classic Sport Sedan.** Equipped with vinyl roof, remote-control outside mirrors, deluxe bumpers, bumper guards and white stripe tires as available options.  
(Also shown on front cover.)



## 1976 Caprice Classic. There's no such thing as too much comfort.



There comes a time when you think, "I deserve it." That's the time for Caprice Classic.

It's the time you want a full measure of driving comfort. It's the time when you want to make travelling to work, to the store, or on that long-awaited vacation easier, more relaxing, and, yes, more enjoyable.

Driving requires a little less effort with equipment like automatic transmission, power steering, power brakes, steel-belted radial ply tires. As you probably expected all are standard on Caprice. But there's more standard that you may not have expected: a special radial tuned suspension system with front and rear stabilizer bars, modified shock absorbers and other

components to go along with the tires. We think all this works together to make you more comfortable at the wheel.

After a day's work it's a pleasure to climb into a car like Caprice Classic. Little touches inside make the traffic outside less



Spacious rear interior room.

noticeable—like the fold-down centre armrest in four-door models, the remote-control left mirror with the knob right at fingertip level in the Landau Coupe.

In any Caprice, a selection of seats is offered: the standard full foam cushioned bench, or the available 50/50 split front seat that adjusts to accommodate the individual seating preferences of both passenger and driver (it even reclines for the passenger side!). Upholstery materials are either a smooth knit cloth-and-vinyl combination or a soft expanded all-vinyl.

In a Caprice Classic you can find the quiet moment you need at the beginning and end of the day. A special sound insulation package is built into every model. That means added insulation around you, in front of you, to the side of you,

and over your head. Plus added padding under the hood and on top of the trunk floor.

The looks of Caprice Classic fit its name, Classic. Check the 1976 styling features like rectangular headlights to see if you don't agree.

However, looks aren't all you expect from your car. Durability is especially important these days when you may be thinking of keeping your car a little longer. That's why the words "Body by Fisher" and the strength, quality and craftsmanship they stand for mean so much. And that's why we've included specific coverage of value items on page 15.

Caprice Classic. A luxury? Or a sensible way to treat yourself to comfort and satisfaction at a reasonable price? We think you already know the answer.

New bright steering wheel trim.

Colour keyed instrument cluster, steering column and wheel.

Soft rim steering wheel with cushion centre.

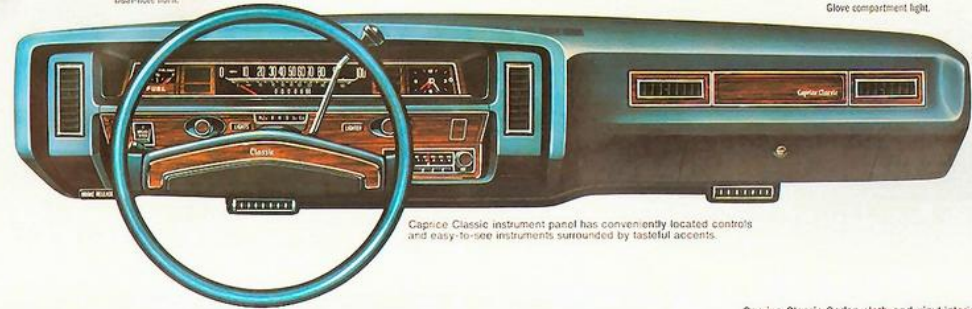
New simulated rosewood accents on instrument cluster, steering wheel and above glove compartment.

Available Four-Season air conditioning and AM/FM Stereo radio.

Glove compartment light.

Dual-note horn.

Electric clock.



Caprice Classic instrument panel has conveniently located controls and easy-to-read instruments surrounded by tasteful accents.

Caprice Classic Sedan cloth-and-vinyl interior.



Caprice Classic available 50/50 reclining passenger seat interior in cloth-and-vinyl.







**Impala Landau Custom Coupe.** Includes vinyl roof with bright moulding, accent stripes, twin sport mirrors, body-colour wheel covers and deluxe bumpers. The body side moulding, white stripe tires and bumper guards are available options.



**Impala Custom Coupe.** Available options are vinyl roof, body side moulding, outside sport mirrors, wheel covers, white stripe tires, deluxe bumpers and bumper guards.

6



**Impala 4-Door Sedan.** Available options are body side mouldings, wheel opening mouldings, wheel covers, white stripe tires, deluxe bumpers and bumper guards.



**Impala Sport Sedan.** Available options are wheel covers, white stripe tires, deluxe bumpers and bumper guards.

7



## Impala. A tradition that keeps getting better.

Chances are this could be your second or third Impala. But whether you're a newcomer or a third time winner, it's nice to know that Impala is traditionally a full-size car so many people buy and come back to.

Okay, why? First, there's people room. Either 2 or 4-door models hold six easily. Nobody's cramped. There's leg room, head room and general stretching room that families need. And backing it all up, there's

plenty of trunk room, too.

Then the driver gets treated right with standard equipment like automatic transmission, steel-belted radial ply tires, power steering and power front disc brakes. The driver also gets an engine selection from different V8s.

Impala's designed to get you on the road and keep you there. A High Energy Ignition helps give better starts in bad weather, compared to conventional ignition. It's part of a number of engineering

features described more fully on page 15. This system helps keep your car running smoothly, and maybe best of all, contributes to fewer recommended tune-ups and oil changes than you're probably used to.

Inside, the '76 Impala has one of the most modern wood looks: rosewood. There's simulated rosewood on the instrument panel and other trim areas. Carpeting's nylon, and you can choose standard sport cloth or pattern cloth-and-vinyl upholstery with

all-vinyl available. Seats are standard bench type or available 50/50 split front seat.

Outside, Impala has clean crisp lines. Its styling stands out most dramatically in the Landau Custom Coupe. Landau is highlighted by a distinctive padded vinyl cover on back roof area only. Also, it includes dual body-colour sport mirrors, special wheel covers, deluxe bumpers and fender-to-door accent striping.

Soft rim steering wheel with cushioned centre.

Speedometer dial to 100 mph in white numbers with metric equivalents in blue.


Available Four-Season air conditioning, AM/FM stereo radio and electric clock.

New simulated rosewood accents on lower instrument panel, steering wheel and above glove compartment.

Glove compartment light.



Impala instrument panel features colour-keyed instrument cluster, steering column and wheel with attractive accents.



Impala cloth-and-vinyl interior.



Impala sport cloth-and-vinyl interior.



## Bel Air. A nice bargain for budget-minded families.

Now, if you've decided you need the room of a full-size car, but want to cut costs whenever you can, Chevrolet's ready for you.

It's the practical new Bel Air. In a hardtop coupe with a new formal roofline. Just like the Impala Custom Coupe. Or the traditional 4-door sedan.

While lower in price, Bel Air

comes complete with standard equipment like a 350 V8, automatic transmission, power steering and power front disc brakes, steel-belted radial ply tires. And, as with all full-size Chevrolet models for 1976, the electric rear window defroster is standard.

On the road, Bel Air reflects the poise and stability of such

Chevrolet features as Full Coil suspension, long 121.5-inch wheelbase, front mounted steering gear and linkage, just to name a few, that helps make Chevrolet a pleasure to drive and handle.

Of course, Bel Air also carries all of the features, described on page 15, that are specifically designed to help you save money.

Inside, Bel Air offers full-size roomy comfort. Deep full-foam front and rear seat construction. Rich nylon cut-pile carpeting. And a choice of either standard cloth-and-vinyl or available all-vinyl seat trims.

Now, if you're looking for a bargain in full-size car comfort, take a look below.



**Bel Air Coupe.** New formal roofline styling is featured for 1976. Wheel covers, white stripe lines, deluxe bumpers and bumper guards are available options.



**Bel Air 4-Door Sedan.** Available options include roof drip molding, wheel covers, white stripe lines, deluxe bumpers and bumper guards.



Bel Air goes and stays interior shown with available Four-Season air conditioning.



Choose all the wagon you need.



**Caprice Estate Wagon.** Available options are luggage rack, deluxe bumpers, bumper guards, white stripe tires, remote control mirrors and tinted glass.



Caprice Estate Wagon all-vinyl interior.



**Impala Station Wagon.** Luggage rack, deluxe bumpers, bumper guards, white stripe tires, wheel covers, right-hand remote-control rearview mirror, wheel opening mouldings and tinted glass are available options.



Impala Station Wagon vinyl interior.



**Bel Air Station Wagon.** Roof drip mouldings, luggage rack, wheel covers, white stripe tires, deluxe bumpers, bumper guards and tinted glass are available options.

## Chevrolet Wagons. For families who want their wagon to be practical and efficient.

Station wagon, to many Canadian families, still means four doors, lots of seats, room for inordinate amount of groceries, luggage or building materials and the ability to pull big travel trailers. That pretty well describes the 1976 regular size Chevrolet wagons . . .

Caprice Estate, Impala and Bel Air. All are available as either 2- or 3-seaters. And all provide standard Turbo Hydra-matic transmission, power steering, power brakes, and 4-barrel 400 V8. Interiors are pleasant and comfortable. Easy-to-care-for

on the wheelhouse and the third seat flips down. A gentle push locks the floor plates in place and you're done, without climbing inside and without going from door to door.

all-vinyl seat trim is standard and a sport cloth trim is also available for Caprice Estate and Impala Wagons. Or you can order the 50/50 split front seat with reclining passenger seat for Caprice Estate or Impala wagons.

The storage area is well designed. On 3-seaters the third seat faces forward, leaving generous room behind for luggage or whatever. The rear seats convert to cargo floor quickly, and the area is easily loaded through the Glide-Away tailgate.

### The Glide-Away tailgate.

This is the tailgate that disappears completely to help make loading easier. Turn the key to the right and the power window slides up into the roof (window may also be operated from the instrument panel). Give the key a further turn

and the tailgate drops down to be gently pushed beneath the floor. Reverse the process to close the tailgate. The whole operation is controlled from the instrument panel or at the tailgate, when you order the power assist.



Every '76 Caprice, Caprice Estate, Impala and Bel Air includes a host of standard equipment. We've listed much of it here.

### To help you save money.

Engineering improvements, introduced with 1976 Chevrolets, are designed to give you cleaner air, overall operating economy, quick starts, faster warm-ups, fewer and simpler tune-ups, and more miles between oil changes and chassis lube.

These engineering features include High Energy Ignition—up to 35% hotter spark plugs than with a conventional ignition which means more responsive ignition performance; Catalytic Converter takes over most of the emissions control so engines can be tuned for smooth, responsive, efficient performance; Carburetor Outside Air Induction—impressive engine performance because cooler, denser air is fed into the carburetor from outside the car rather than from under the hood; Early Fuel Evaporation—improves performance by using exhaust gases to pre-heat incoming fuel air mixtures during warm-up.

Long intervals between recommended service help save you money as you operate a '76 Chevrolet.

| EXTENDED SERVICE INTERVALS* |   |   |   |
|-----------------------------|---|---|---|
|                             | 1976                                      | BEFORE 1976                               |   |
| Spark plugs                 | 22,500 miles                              | 6000 miles                                | 6000 miles                                |
| Engine oil                  | 6 months or 7500 miles                    | 4 months or 6000 miles                    | 4 months or 6000 miles                    |
| Oil filter                  | First 7500 miles; then every 15,000 miles | First 6000 miles; then every 12,000 miles | First 6000 miles; then every 12,000 miles |
| Chassis                     | 6 months or 7500 miles                    | 4 months or 6000 miles                    | 4 months or 6000 miles                    |
| Lubrication                 | 7500 miles                                | 6000 miles                                | 6000 miles                                |
| Transmissions               | 60,000 miles                              | 24,000 miles                              | 24,000 miles                              |
| Fluid                       |   |   |   |

\*With use of unleaded fuels. Check complete details in the Owner's Manual.

### Exterior/Interior Features.

**Caprice Classic and Caprice Estate**

- New rectangular headlights and triple-unit wraparound taillights.
- "Mozambique" vinyl woodgrain exterior paneling. (Caprice Estate).
- Wide body-side moulding with colour-keyed textured vinyl insert (insert matches vinyl if ordered). Except Caprice Estate.
- Full-wheel covers.
- New standard knit-cloth-and-vinyl upholstery in black, dark blue or dark mahogany.
- Instrument panel courtesy lights; vinyl

door-pull straps on front doors; fold-down armrest in front seat of sedans; dual horns; electric clock; automatic interior light switches on sedan rear doors.

**Caprice Classic, Caprice Estate, Impala and Bel Air**

- New front styling and front grille.
- Hide-A-Way windshield wipers.
- New exterior colours: light blue metallic, dark blue metallic, lime green metallic, cream, cream gold, medium saddle metallic, buckskin, firehorn metallic and mahogany metallic.
- Also, antique white, silver, black, dark green metallic and medium red.
- Rosewood vinyl trim on instrument panel, steering wheel and doors. (except Bel Air)
- Nylon cut-pile carpeting.
- Luggage compartment mat.
- Luggage compartment light. (except Bel Air)
- New standard sport cloth upholstery in buckskin plaid or firehorn plaid; or new washable "doeskin" all-vinyl upholstery in black, blue, buckskin or firehorn. (Caprice Estate and Impala Wagons)
- New standard knit-cloth-and-vinyl upholstery in black, dark blue or dark firehorn. (Impala).
- Standard cloth-and-vinyl upholstery in dark blue or buckskin.

**Landau**

- (Available in both Caprice and Impala coupe models): Elk-grain padded vinyl roof cover in choice of colours to harmonize with exterior colour; distinctive bright moulding; accent stripes; twin body-colour sport mirrors (driver's side remote-control); deluxe bumpers with impact strips front and rear; Landau identity on quarter window glass; body-colour wheel covers with Landau identity.

### Plenty of comfort and convenience.

- Variable-ratio power steering.
- Power front disc brakes. Fade-resistant, self-adjusting and with audible wear sensors that tell you when it's time to replace the linings.
- Foot-operated parking brake.
- Built-in heater-defroster system.
- Electric rear window defroster.
- Flow-through power ventilation system. It keeps outside air circulating inside (with the ignition on), even when the car is stopped and the windows are up.
- Moulded full foam front and rear seat construction.
- Energy-absorbing steering column.
- Safety steering wheel.
- Quiet Sound Group. Special sound

insulation for engine compartment, hood and interior. (Standard on Caprice Classic and Caprice Estate)

- Cigarette lighter.
- Glove compartment light.
- Concealed stowage compartment in cargo area with vinyl-coated floor mat. (Wagons)
- Spare tire sling. Tire and jack are stored together. Simply lift up sling to pull tire out. (Wagons)

### The size outside...

|                                 | COUPES AND SEDANS |          | 2-SEAT WAGON |
|---------------------------------|-------------------|----------|--------------|
| Wheelbase                       | 121.5"            | 125.0"   | 125.0"       |
| Length (overall)                | 222.7"            | 228.4"   | 228.4"       |
| Width (overall)                 | 75.5"             | 75.5"    | 75.5"        |
| Height                          | 54.7"             | 58.1"    | 58.1"        |
|                                 | (4-Door Sedan)    | (Impala) | (Impala)     |
| Tread—Front                     | 61.1"             | 61.1"    | 61.1"        |
| Rear                            | 64.0"             | 64.1"    | 64.1"        |
| Fuel Tank Capacity (Imp. Gals.) | 21.6              | 18.3     | 18.3         |
| Usable Luggage Space (cu. ft.)  | 18.3              | —        | —            |
|                                 | (4-Door Sedan)    |          |              |

### And inside...

|               | CUSTOM SPORT COUPE | 4-DOOR SEDAN | 2-SEAT WAGON |
|---------------|--------------------|--------------|--------------|
| Head Room     | 37.6"              | 37.9"        | 38.5"        |
| Front         | 37.1"              | 37.1"        | 39.7"        |
| Rear          | 42.1"              | 37.1"        | 39.9"        |
| Leg Room      | 42.6"              | 42.6"        | 42.6"        |
| Front         | 35.8"              | 35.5"        | 38.5"        |
| Rear          | 35.8"              | 35.5"        | 39.2"        |
| Hip Room      | 59.4"              | 59.4"        | 59.2"        |
| Front         | 56.0"              | 59.6"        | 58.9"        |
| Rear          | 64.0"              | 64.0"        | 64.0"        |
| Shoulder Room | 62.4"              | 63.1"        | 63.1"        |
| Front         |                    |              |              |
| Rear          |                    |              |              |

### And a wagon-load of carrying capacity.

|                                      | 2-SEAT WAGON |
|--------------------------------------|--------------|
| Load Floor Length Behind Front Seat  | 99.8"        |
| Load Floor Width Between Wheelhouses | 48.5"        |
| Rear Entrance Opening Height         | 29.5"        |
| Width at Rear                        | 48.8"        |
| Cargo Volume (cu. ft.)               | 105.7        |

### For your safety and security.

**Occupant protection.**

- Seat belts with pushbutton buckles for all passenger positions.
- Two combination seat and inertia reel shoulder belts for driver and right front passenger (with reminder light and buzzer).
- Energy-absorbing steering column.
- Safety steering wheel.

**Passenger-guard door locks.**

- Safety door latches and hinges.
- Folding seat back latches.
- Energy-absorbing padded instrument panel and front seat back tops.
- Contoured windshield header.
- Thick-laminate windshield.
- Safety armrests.
- Cargo-guard luggage compartment.
- Contoured roof inner panel.

### Accident prevention.

- Side marker lights and reflectors.
- Parking lights that illuminate with headlights.
- Four-way hazard warning flasher.
- Lane-change feature in direction signal control.
- Back-up lights.
- Windshield defrosters, washers and dual-speed wipers.
- Wide-view inside day-night rearview mirror (vinyl-edged, shatter-resistant glass and deflecting support).
- Outside rearview mirror.
- Dual master cylinder brake system with warning light.
- Starter safety switch.
- Dual-action safety hood latch.

### Anti theft.

- Ignition-key reminder buzzer.
- Steering column lock.

### Power teams.

| ENGINE                        | CARBURETOR | NET HP |
|-------------------------------|------------|--------|
| Std. 350 V8 (5.7 Liter) (1)   | 2          | 145    |
| Avail. 350 V8 (5.7 Liter) (1) | 4          | 165    |
| Avail. 400 V8 (6.5 Liter) (2) | 4          | 175    |
| Avail. 454 V8 (7.4 Liter) (2) | 4          | 225    |

(1) Not available on Wagons.  
(2) Standard on Wagons  
† Dual exhaust  
Turbo Hydra-matic transmission with all engines.

### Engines and transmission.

- Quiet hydraulic valve lifters.
- Coolant recovery system helps prevent coolant loss.
- Sealed side-terminal energizer-type battery eliminates corrosion build-up on the terminals. New, lighter weight and higher output.
- Single exhaust.
- Turbo Hydra-matic transmission features three forward speed ranges and does the shifting for you automatically. Also, it can be manually shifted when desired.




# What you can add.

Chevrolet offers a wide selection of available options. Availability often depends on the model and other equipment selected. Your Chevrolet dealer can answer any questions.

## For comfort and convenience.

- Reclining front passenger seat. Also the entire front seat is divided 50/50. (except Bel Air)
- Power 6-way front seat. (except Bel Air)
- Power door lock, (left below).



- Power windows, (except Bel Air), (right above).
- Power trunk opener.
- Tinted glass.
- Dome reading light.
- Auxiliary Lighting Group. Includes underhood light, ashtray light, courtesy lights, dome reading light, "headlights on" reminder.
- Electric clock. (Standard on Caprice Classic, Caprice Estate).
- Four-Season air conditioning. Easy-to-use controls for heating, cooling, defrosting or defogging.



- Comfortron air conditioning. Automatically maintains temperature range you set.
- Remote-control outside mirror. For left- and right-front doors.
- Twin, remote-control sport

mirrors. Body-coloured. (standard on Landau; only driver's side remote control).

- Lighted visor vanity mirror has lights on either side of mirror. Also available without lights.



- Radios and tape players are Delco-designed specifically for your new Chevrolet. There's an AM radio, AM/FM radio, AM/FM stereo radio, and an eight-track stereo tape system with either AM or AM/FM stereo radio. Factory-installed radios include windshield antennas.
- Rear seat speaker.
- Comfortilt steering wheel. Adjusts to six different positions.
- Quiet Sound Group. Special sound insulation for engine compartment, hood and interior. (Standard on Caprice Classic, Caprice Estate)

## For appearance.



- Full wheel covers. (above right)
- Wire wheel covers (above left).
- Padded vinyl roof cover. Black or white with any exterior colour, as well as dark blue metallic, light buckskin, dark firethorn metallic, silver metallic or mahogany metallic, depending on exterior colour.
- Two-tone exterior paint.
- Luggage compartment trim. Includes floor carpeting, carpeted

spare tire cover and side trim panels.

- Floor mats. Colour-keyed to interior.
- Aluminium door edge guards.
- Caprice Classic interior trim. All-vinyl bench front seat in light buckskin or dark mahogany. Also, white with black, blue, lime or mahogany accents available for Caprice Classic Coupe. Available 50/50 front seat in knit cloth-and-vinyl in black, dark blue or dark mahogany; also in all-vinyl in light buckskin or dark mahogany, plus white with black, blue, lime or mahogany accents.
- Impala interior trim. All-vinyl bench front seat in light buckskin, black, dark blue or dark firethorn; also, white for Impala Custom Coupe. All-vinyl also available for 50/50 split front seat.
- Deluxe seat and shoulder belts. Colour-keyed to interior trim.
- Bumper guards, front and rear.
- Deluxe bumpers, front and rear. Full-width resilient impact strips.

## Mechanical items.

- Available rear axle ratios. High-Altitude (3.08 with 350-4 V8 and 454-4 V8). Highway axle (2.73 with 350-2 V8; 2.56 with 400-4 V8).
- Positraction. For rear wheel traction.
- Intermittent windshield wiper system. Ideal in mist or light rain when continual wiper operation is not required.
- Heavy-duty suspension. Particularly useful for trailering.
- Econominder Gauge Package.



Tells when car is being driven in most economical range. Includes coolant temperature gauge.

- Cruise-Master speed control automatically maintains the speed selected by driver. Stepping on brake disengages control.



- Radial-tuned suspension. (Standard on Caprice Classic and Caprice Estate). Features front and rear stabilizer bars, plus special front and rear shock absorbers, to complement steel-belted radial ply tires.
- Superlift rear shock absorbers. Designed for heavy loads; air adjustable to help maintain the same ride level with different weights of passengers and cargo.
- Trailering equipment. Ask your Chevrolet dealer for further information on these and other equipment items for your trailering needs:
- Clamp-on truck-type mirrors
- Load-distributing hitch platform
- Heavy-duty battery
- 61-amp Delcotron generator
- Heavy-duty radiator
- Dual horns (standard on Caprice Classic and Caprice Estate)

The illustrations or descriptions in this catalogue do not necessarily show standard colours, materials and equipment. General Motors of Canada Limited reserves the right to make changes at any time without notice, in prices, colours, materials, equipment, specifications and models, and also to discontinue models. This right may be exercised without incurring any responsibility with regard to cars and trucks previously sold.  
GENERAL MOTORS OF CANADA LIMITED,  
OSHAWA, ONTARIO

