



1975 WAGONS

THE PRACTICAL FAMILY OF WAGONS FROM
NORTH AMERICA'S FAMILY STATION WAGON BUILDER.



Caprice Estate and other
regular-size wagons . . . pages 2-7.



Malibu Classic Estate and other
mid-size wagons . . . pages 8-13.



Vega Estate and other little
Vega wagons . . . pages 8-13.

Vehicles for families who need more than a wagon . . . pages 18-19.



CHEVROLET CAPRICE ESTATE.

The comfort and common sense of the uppermost Chevrolet. There's a satisfaction that comes with giving your family the finest. And Chevrolet Caprice Estate is our finest blend of wagon practicality, comfort and tasteful styling.

It's the practicality of a wagon built to handle a family-full of passengers, luggage and household equipment. It's the beauty of a wagon that takes you out for dress-up times surrounded by gleaming good looks, keyed with a hand-some new grille and new "Mozambique" vinyl wood-grain paneling. Inside, there's the conveni-

ence of automatic dome and courtesy light switches at all doors. And the classic vinyl wood-grain has new two-tone effect. See it on the door panels, instrument cluster and steering wheel.

It's the comfort that comes from a special sound insulation package that adds roof padding over the cargo area. A thick under-hood insulation blanket to help seal off noise. Sponge-rubber sound seals on the doors. Additional insulation

in the hidden stowage compartment. And added insulation at the rear of the wagon that includes insulating materials surrounding the tailgate area, rear pillars and rear wheelhousings.

And Caprice Estate provides the standard features families appreciate in a wagon—like the Flip-Down rear seats, Glide-Away tailgate. Plus power steering, power brakes (discs in the

front, drums in the rear), Turbo Hydra-matic transmission, steel-belted radial ply tires and a 400 4-barrel V8 engine.

Caprice Estate instrument panel.

Dark, exotic vinyl tigerwood enhances the instrument cluster and area above glove box. This contrasts with the lighter simulated teakwood on the glove box and lower instrument panel.

In addition to the normal instruments, an electric

clock is standard. So are the courtesy lights—they're useful detail when you're doing some night-time map reading on family vacations.

Caprice Estate interiors.

Full foam cushioned seats mean time spent in a Caprice Estate Wagon is spent comfortably.

The perforated vinyl upholstery comes in black, green, blue, sandstone or saddle. These colors are coordinated throughout Caprice

—in the cut-pile carpeting, on the instrument panel, steering wheel and doors, and even on the cargo compartment walls.

And here's something special for the front seat passenger: an available 50/50 front seat with reclining passenger side. (Comes in blue, green, sandstone or saddle.)

A no-cost option worth considering is the Sport Cloth interior pictured below at the top right. It's a

classic herringbone tweed seat trim in saddle and black with dark saddle interior accents.

Spare tire sling.

Tire and jack are stored together. Simply lift up sling to pull tire out. Takes some of the work out of an un-fun job.

See other features and options on pages 6 and 7.



Caprice Estate Wagon.



Available Sport Cloth interior.



Caprice Estate instrument panel.



Spare Tire Sling.



Caprice Estate interior.

IMPALA:

The great wagon value. You can't build a reputation for value unless you provide it year after year. Impala does just that.

There's value in Impala's easy-driving features: power steering, power front disc/rear drum brakes and Turbo Hydra-matic transmission. Value in the easy-to-operate Flip-Down seats and Glide-Away tailgate in all models. For 1975, another important value: steel-belted radial ply tires are standard.

Now, the inside story. Impala gives you molded full foam cushioned seats covered in a scrubbable, perforated vinyl. Take your choice of black, green, blue, sandstone or saddle. The upholstery color is repeated in the carpeting and on the instrument panel. Note the simulated teakwood accenting the instrument

cluster, glove compartment and steering wheel. There's also an available Sport Cloth interior in herringbone tweed.

There's a new grille, new vinyl side molding with bright inserts; molding edges the roof and tailgate. A wider side and tailgate molding is available.

BEL AIR:

Big wagon features at a remarkably affordable price.

Bel Air delivers all the room and many of the features you find on Caprice and Impala. And when it comes to thriftiness Bel Air really shines.

It comes in 2- and 3-seat models. In back, as in all regular-size Chevrolet wagons, there's carrying space to bring home sheets of 4' x 8' paneling lying flat.

You get important features like the Glide-Away tailgate, Flip-Down rear seats, 400 4-barrel V8, power steering, power front disc brakes, Turbo Hydra-matic and steel-belted radial ply tires. And there's no skimping inside—you'll realize that when you see the carpeting, and molded full foam-seats covered in a tweedy vinyl, choice of blue or sandstone.

See pages 6 and 7 for more features and options on regular-size Chevrolet wagons.

BISCAYNE

The Chevrolet basics at a basic price.



We'll be the first to admit that our Biscayne wagon is not quite like a Bel Air or Impala. But it does have our full list of 1975 Chevrolet features. So if you're looking for full-size wagon value at a lower price, look at Biscayne. You'll like its basics.

PRACTICAL WAGON FEATURES

Here's how the Glide-Away tailgate works. Raise or lower the power tailgate window by turning a key. Then, turn the key farther to release the lock, and gently push the tailgate down or pull it up. For more convenience an available power assist raises or lowers the tailgate automatically—from either the instrument panel or at the tailgate.



Bel Air.



Bel Air interior.



Bel Air instrument panel.



Impala instrument panel.



Glide-Away tailgate closed.



Windows and door start to lock.



Glide-Away tailgate open.

Here's how the Flip-Down seats work. Turn seats into cargo floor while you're standing at the right rear side door (out of traffic). Simply release the catches on the divided second seat, and it folds down. Then pull the remote lever, and the forward-facing third seat flips downward automatically and is quickly folded into position. No climbing inside. No going from door to door.



Release catch on divided second seat.



Remote lever flips the third seat down.



With a final push, it folds flat.



With a final push, it folds flat.

NEW TECHNOLOGICAL ADVANCES

We've met the new standards for cleaner air. But we've done it with technologically advanced features. They help your wagon run leaner, run cleaner and with greater economy.

1. High Energy Ignition system Standard.

This system delivers more usable voltage to the spark plugs than conventional breaker point systems. This means surer starts in cold or wet weather, and longer life for spark plugs. There's less need for ignition maintenance, too, because HEI eliminates the points and condenser.

2. Catalytic converter.

As a part of the exhaust system, 1975 Chevrolet wagons feature a catalyst to help reduce certain exhaust gas emissions.

3. New fuel filler neck. Standard.

Only unleaded gas should be used with catalytic converters. So our gas tank neck is designed to accommodate only the unleaded fuel hose nozzles, which

are smaller than other gas nozzles. By the way, the use of cleaner burning unleaded fuel means you can go longer between routine servicing.

4. Outside air intake. Standard.

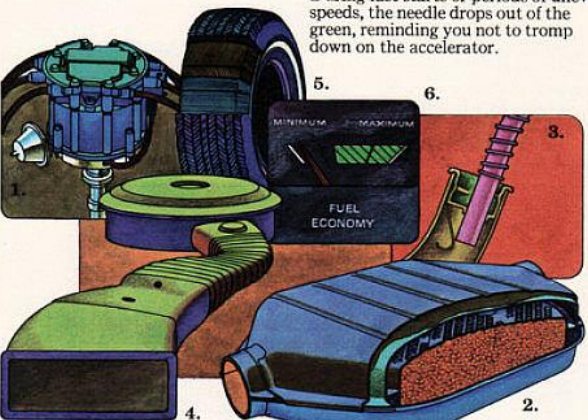
This brings cooler denser air to the engine than is generally found under the hood, resulting in improved engine efficiency and performance after warm-up.

5. Steel-belted radial ply tires. Standard.

Steel-belted radial ply tires contribute to added driving satisfaction. They provide improved traction on wet and snowy roads. Also, since they roll with less resistance than conventional tires, they can help contribute to fuel economy.

6. Econominder gauge. Available.

This gauge measures engine vacuum and reads out on the instrument panel to show you your driving habits in relation to fuel economy. As long as the needle stays in the green area, you are moving along economically. During fast starts or periods of uneven speeds, the needle drops out of the green, reminding you not to tromp down on the accelerator.



CHEVROLET AVAILABLE OPTIONS.



Power windows. No need to stretch and reach when you want to open or close windows. Not available Bel Air and Biscayne.

Intermittent windshield wipers.

For slush or light rain. Wiper wipes window once, then pauses for one to ten seconds, depending on how you set it.



AM/FM Stereo radio. Seven-diode, 12-transistor solid-state, pushbutton selection. Also available: AM radios; Stereo tape system.

Load floor carpeting.

For a neat look, cover the load space with carpeting. It comes in one piece for 2-seat models.



For 3-seater models, in segments permanently attached to the seat backs and load floor.

Econominder gauge. Informs driver when he is operating the car efficiently. Comes with engine coolant temperature gauge.

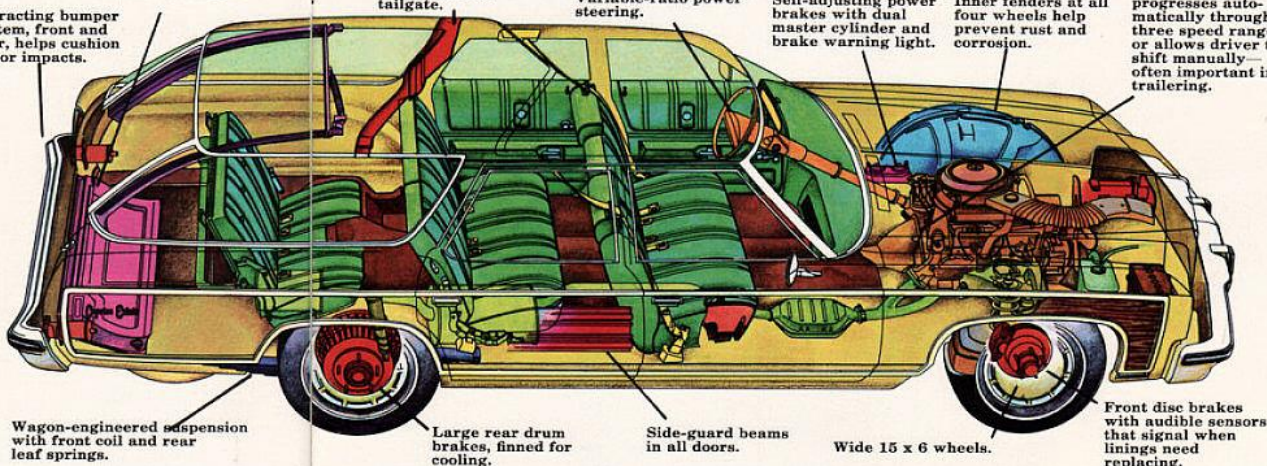
STANDARD FEATURES BUILT INTO EVERY REGULAR-SIZE CHEVROLET WAGON FOR 1975.

These are the features that add to wagon usefulness, increase driver convenience.

- Variable-ratio power steering with magnet in pump system to help collect metal particles.
- Self-adjusting power brakes with dual master cylinder and brake warning light.
- Front disc brakes with audible sensors that signal when pads need replacing.
- Large rear drum brakes, finned for cooling.
- Wide 15 x 6 wheels.
- Steel-belted radial ply tires.
- Day/night 12-inch rearview mirror.
- Glide-Away tailgate.
- Turbo Hydramatic transmission progresses automatically through three speeds, or allows driver to select speeds manually—often important in trailering.
- Double-panel roof.
- Wagon-engineered to provide

Glide-Away tailgate.

Retracting bumper system, front and rear, helps cushion minor impacts.



Wagon-engineered suspension with front coil and rear leaf springs.

a comfortable ride for passengers.

- Wagon-engineered suspension with rear leaf springs to give added sturdiness for cargo.
- Coolant recovery system stores and returns any overflow of coolant from radiator.
- Steel guard beams in all side doors.
- Inner fenders at all four wheels help prevent rust and corrosion.
- Retracting bumper system, front and rear, helps cushion minor impacts.
- Lower control arm ball joint wear indicators.
- Molded foam front and rear seats.
- Two front combination seat and shoulder belts with reminder light, buzzer and inertia reel.
- 400-4 V8 engine.
- Delco battery with sealed side terminals that prevent post corrosion.
- Right- and left-hand outside rearview mirrors.
- Concealed stowage compartment.
- Flow-through power ventilation operates whenever ignition is on pulling outside air through wagon even with closed windows.

Double-panel roof, door, hood and tailgate.

Variable-ratio power steering.

Self-adjusting power brakes with dual master cylinder and brake warning light.

Inner fenders at all four wheels help prevent rust and corrosion.

Turbo Hydramatic transmission progresses automatically through three speed ranges, or allows driver to shift manually—often important in trailering.

Front disc brakes with audible sensors that signal when lining need replacing.

Wide 15 x 6 wheels.

Side-guard beams in all doors.

Large rear drum brakes, finned for cooling.

the weather. Also available: Four-Season air conditioning that lets you select the most comfortable degree of cool air.



Comfortilt steering wheel. Six positions—nice when there are several drivers in the family.

Color-keyed floor mats. Protect carpeting. Especially useful in bad weather.



Cruise-Master speed control. Maintains the speed you select automatically. (Remember, a steady speed can help improve gas mileage.) Is easily disengaged by braking.

Other available options.

- Deluxe body side molding (Impala only)
- Deluxe bumper and bumper guards
- Heavy-duty battery
- Heavy-duty front and rear suspension
- Positraction rear axle
- Power tailgate
- Quiet Sound Group (standard on Caprice)
- Roof luggage carrier
- Right and left remote-control outside mirrors
- Rear seat speaker
- Six-way power seat (except Bel Air and Biscayne)
- Soft-Ray tinted glass.

Availability of many of the items included on these pages often depends on model and other equipment selected. Also, some are dealer-installed accessories only. Your Chevrolet dealer can answer any questions concerning availability as well as show you a complete list of all Chevrolet wagon extras.

Trailering.

Regular-size Chevrolet wagons can tow up to 7000 pounds with specified trailering equipment. And remember, there's no unhooking to unload. Available options that are especially helpful include:

- Bolt-on load-distributing hitch platform for heavy-duty towing
- Ball frame hitch for loads up to 2000 pounds
- Heavy-duty brakes
- Superlift rear shocks
- Large trailering mirrors
- Wiring harness.

POWER TEAMS.

Engines	SAE Net HP*	Turbo Hydramatic
400-4 V8 (Std.)	175	Std.
454-4 V8 (Avail.)	215	Std.

*S.A.E. net horsepower ratings with catalytic converter.

COMPARE 1975's SERVICING RECOMMENDATIONS WITH 1974's.

Service Needed	1975*	1974*
Spark plugs	22,500 miles	6,000 miles
Engine oil	6 months or 7,500 miles	4 months or 6,000 miles
Oil filter	First 7,500 miles; every 15,000 miles thereafter	First 6,000 miles; every 12,000 miles thereafter
Chassis lubrication	6 months or 7,500 miles	4 months or 6,000 miles
Automatic transmission fluid	30,000 miles	24,000 miles

*Based on normal driving conditions, 1975 figures are based on the use of unleaded fuel. Check 1975 Owner's Manual for specific recommendation details.



Malibu Classic Estate.

CHEVELLE MALIBU CLASSIC ESTATE.

Classic styling and attention to detail make this our finest mid-size wagon.

Thoughtful spender you are. A man who skimps on important things you're not. There's plenty of room for your family in a mid-size Malibu; you appreciate its mid-price. And you want a

wagon that's special. For you, the Chevelle Malibu Classic Estate.

Outside there's new detail in the pattern of the vinyl wood paneling. There's chrome trim along the tailgate, the side, the roof and the wheel openings. There's also a new grille.

Malibu Classic Estate offers more than looks to earn its way into your garage. There's a 350 V8 engine, power steering and power disc/drum brakes

standard. So are steel-belted radial ply tires. And for riding comfort, you get a front ride stabilizer and refined suspension on a trim 116" wheelbase.

Malibu Classic Estate comes in either 2- or 3-seat versions which hold six and eight respectively. The swing-open tailgate makes it easy for youngsters in the

rear-facing third seat to climb in and out. When you order the 3-seat model, you also get swing-out rear quarter windows to give those third seat riders more ventilation. By the way, on the 3-seat version, the tailgate can only be opened inside from the instrument panel; a warning light goes on if the tailgate is ajar.

Interiors like this may make you forget you're in a wagon.

The Malibu Classic Estate is a family wagon with family-room comfort. Seats are molded full foam construction with vinyl covering that's easy to look at, and, what may be more important, easy to care for.



Malibu Classic Estate interior.



Available Swivel Strato-bucket seats.



Malibu Classic Estate instrument panel.



vinyl wood-grain trim on the instrument panel.

If you like the sporty feel, you can order swivel Strato-buckets, shown above, with or without center console. These seats swing around toward the doors, making it easy to get


in and out gracefully. Available in same colors as standard seats.

See pages 12 and 13 for other features and options.

Everything around you is an invitation to relax and enjoy the ride, from the fold-down center armrest in the front seat, to the coordinated colors throughout. Black, sandstone, blue and saddle are upholstery colors. They're picked up in the carpeting, the steering wheel and column, and the instrument panel. You'll also find tasteful accents of



Malibu Classic instrument panel.



Malibu Classic interior.



Malibu interior.



Malibu instrument panel.



Malibu Classic.

MALIBU CLASSIC.

A mid-size wagon that makes more sense than ever.

From the Classic emblem in front to the easy-to-open tailgate in back, the Malibu Classic is a nice blend of wagon practicality and pizzazz.

Equipped to run errands to the grocery store or head for a workout at the tennis club, it comes with

power steering and power disc/drum brakes, and steel-belted radial ply tires. Plus front ride stabilizer, refined suspension and thick cushioned body mounts, and a mid-size Chevelle wagon's traditional easy handling ability.

Inside there are plush seats, with center armrest in front. Choose black, sandstone, blue or saddle vinyl for upholstery and cut-pile carpeting colors. The same color is used for the instrument panel which is trimmed with bright chrome.

As with the Malibu Classic Estate, you can order swivel bucket seats in the same colors as regular seats, and complete with a center console.

The Malibu Classic comes in both 2- and 3-seat models. The 3-seat model includes extra vent windows in back for the convenience of third seat passengers.



Malibu.

MALIBU.

Convenience that's easily within range. Here's the basic Chevelle. Basically a thrifty wagon that doesn't make you do without comfort—like cut-pile carpeting. Basically a hard-working, practical wagon that has steel-belted

radial ply tires, variable-ratio power steering and power front disc/rear drum brakes as standard equipment.

Inside, enjoy molded full foam seats. They're covered in a perforated vinyl tweed surrounded by broad bands of solid vinyl. Your choice of sandstone or

black. The instrument panel and other areas are color coordinated.

A family wagon has to accommodate different size families. So, the standard Malibu comes in 2- and 3-seat models with swing-open side windows in the rear on the 3-seat models.

And, to give you a nice secure feeling when the kids


are in back, the only way you can open a Malibu 3-seat model tailgate from inside is at the instrument panel—sometimes quite a convenience. In addition, Malibus have a tailgate ajar warning light on the instrument panel.

See pages 12 and 13 for other features and options.

The literature on this page is applicable only to 1975 Chevrolets equipped with a Catalytic Converter.

Some of the equipment illustrated in this catalogue is optional at extra cost.

CHEVELLE AVAILABLE OPTIONS.



Power windows. No need to stretch and reach opening or closing windows.

Special instrumentation. Easy-to-read engine temper-

ature and oil pressure gauges, voltmeter, along with Econominder gauge.



Intermittent windshield wipers. For slush or light rain. Wipes window once, then pauses from one to ten seconds, depending on how you set it.



Load floor carpeting. Adds a finished look when seats become cargo floor.



AM/FM Stereo radio. Seven-diode, 12 transistor solid state pushbutton selection. Also available: AM radio, stereo tape systems.

Air deflector. Helps keep tailgate window clear.

Cruise-Master speed control. New for Chevelle, it maintains the speed you set automatically. Disengage easily by braking. (With Turbo Hydra-matic only.)



Power door locks. Give added security.

All doors lock or unlock with the touch of a single button.



Four-Season air conditioning. Not only cools, but reduces humidity, dirt and pollen.

Rally wheels. A final touch for the exterior.



Comfort tilt steering wheel. Six different positions.

Luggage rack. Extends wagon practicality.

Rear window defogger. Helps clear tailgate window of fog and steam.

Right- and left-hand remote control outside mirrors.



Other available options.

- ☐ Body side molding
- ☐ Deluxe bumpers
- ☐ Door edge guards
- ☐ Dual note horn
- ☐ Electric clock
- ☐ Front bumper guards
- ☐ Full wheel covers
- ☐ Power tailgate release for 2-seat models
- ☐ Remote control mirrors
- ☐ Six-way power seat
- ☐ Soft-Ray tinted glass
- ☐ Sport mirrors
- ☐ Swing-out rear quarter windows on 2-seat models
- ☐ Wire wheel covers

Availability of many of the items included on these pages often depends on model and other equipment selected. Also, some are dealer-installed accessories only. Your Chevrolet dealer can answer any questions concerning availability as well as show you a complete list of all Chevrolet wagon extras.

Trailering.

Chevelle wagons can tow up to 6000 pounds with specified trailering equipment. Available items that are especially helpful for trailering include ☐ Bolt-on trailer load-distributing hitch platform for heavy-duty towing ☐ Ball-frame hitch for loads up to 2000 pounds ☐ Large trailering mirrors ☐ Superlift shocks ☐ Wiring harness.

NEW TECHNOLOGICAL ADVANCES

We've met the new standards for cleaner air. But we've done it with technologically advanced features. They help your wagon run leaner, run cleaner and save you money every mile.

1. High Energy Ignition system. Standard. This system delivers more usable voltage to the spark plugs than conventional breaker point systems. This means surer starts in cold or wet weather, and longer life for spark plugs. There's less need for ignition maintenance, too, because HEI eliminates points and the condenser.

2. Catalytic converter. As a part of the exhaust system, 1975 Chevrolet wagons feature a catalyst to help reduce certain exhaust gas emissions.

3. New fuel filler neck. Standard. Only unleaded gas should be used with catalytic converters. So our gas tank neck is designed to accommodate only the unleaded fuel hose nozzles, which are smaller than other gas nozzles. By the way, the use of cleaner burning unleaded fuel means you can go longer between routine servicing.

4. Outside air intake. Standard. This brings cooler denser air to the engine than is generally found under the hood, resulting in improved engine efficiency and performance after warm-up.

5. Steel-belted radial ply tires. Standard. Steel-belted radial ply tires contribute to added driving satisfaction. They provide improved traction on wet and snowy roads. Also, since they roll with less resistance than conventional tires, they can help contribute to fuel economy.

6. Economindergauge. Available. This gauge measures engine vacuum and reads out on the instrument panel to show you your driving habits in relation to fuel economy. As long as the needle stays in the green area, you are moving along economically. During fast starts or periods of uneven speeds, the needle drops out of the green, reminding you not to tromp down on the accelerator.

STANDARD FEATURES BUILT INTO EVERY MID-SIZE CHEVELLE WAGON FOR 1975.

These are the features that add to wagon usefulness, increase driver convenience.

- ☐ Variable-ratio power steering with magnet in pump system to collect metal particles.
- ☐ Self-adjusting power brakes with dual master cylinder and warning light.
- ☐ Front disc brakes with audible sensors that signal when pads need replacing.
- ☐ Fanned rear drum brakes.
- ☐ Full Coil suspension with front stabilizer and sturdy front and rear components.
- ☐ Steel-belted radial ply tires.
- ☐ Flow-through power ventilation operates whenever ignition is on, pulling outside air through the wagon even with the windows closed.

- ☐ Coolant recovery system stores and returns overflow of coolant from the radiator.
- ☐ Inner fenders, front and rear, help prevent rust and corrosion.
- ☐ Retracting bumper system, front and rear, helps cushion minor impact.
- ☐ Lower control arm ball joint wear indicators.
- ☐ Two front combination seat and shoulder belts with reminder light and buzzer, and inertia reel.
- ☐ Steel guard beams in the side doors.
- ☐ Hatchback lift-up tailgate with inside release located on the instrument panel. (Standard on 3-seat models. Available on 2-seat models.)
- ☐ Rear quarter vent windows standard on 3-seat models. (Available on 2-seat models.)
- ☐ Concealed storage compartment.
- ☐ 350 V8 engine.
- ☐ Delco sealed side terminal battery.
- ☐ Full foam cushioned seats.
- ☐ Double-panel roof.
- ☐ Power-Beam headlights.
- ☐ Hide-A-Way windshield wipers.

POWER TEAMS.

Engines	SAE Net HP*	Transmissions
350-2 V8 (Std.)	145	3-Speed (Std.) Turbo Hydra-matic (Avail.)
400-4 V8	175	Turbo Hydra-matic
454-4 V8	215	Turbo Hydra-matic

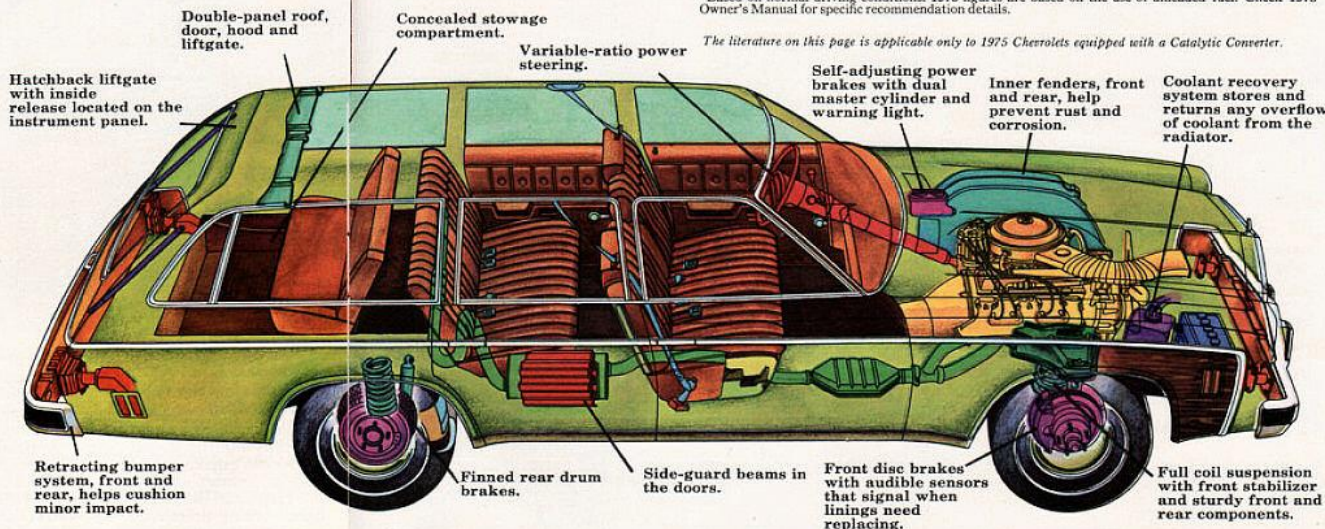
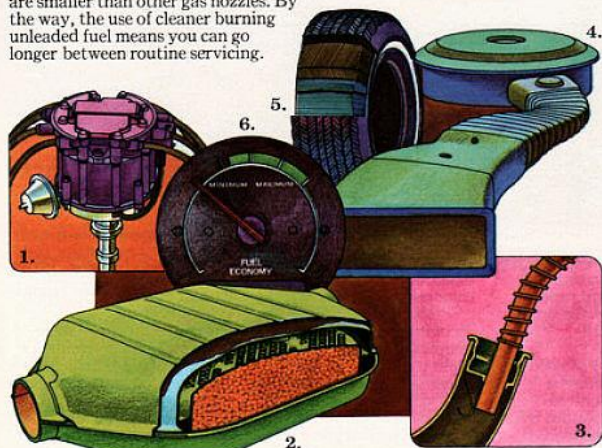
*SAE net horsepower ratings with catalytic converter.

COMPARE 1975's SERVICING RECOMMENDATIONS WITH 1974's.

Service Needed	1975*	1974*
Spark plugs	22,500 miles	6,000 miles
Engine oil	6 months or 7,500 miles	4 months or 6,000 miles
Oil filter	First 7,500 miles; every 15,000 miles thereafter	First 6,000 miles; every 12,000 miles thereafter
Chassis lubrication	6 months or 7,500 miles	4 months or 6,000 miles
Automatic transmission fluid	30,000 miles	24,000 miles

*Based on normal driving conditions. 1975 figures are based on the use of unleaded fuel. Check 1975 Owner's Manual for specific recommendation details.

The literature on this page is applicable only to 1975 Chevrolets equipped with a Catalytic Converter.



VEGA. WAGON PRACTICALITY AND SMALL CAR ECONOMY IN ONE NEAT PACKAGE.

Many young and small families like the idea of an economy car, but find they need a little more. Vega wagon offers them economy, room and variety.

The basic Vega Wagon. Economy plus. There's a lot to like in this little

wagon. Comfortable high-back buckets. Cut-pile carpeting. And a very stingy 2-barrel 4-cylinder engine. You also get a 3-Speed manual transmission with floor mounted shifter and power ventilation.

The Vega GT Wagon. Economy plus flair. In addition to the standard Vega features, the GT version includes bright trim moldings and black exterior accents; special 13 x 6 GT wheels with trim rings; white lettered tires; sport suspension;

outside sport mirrors; a deluxe instrument panel with assist handle, special instrumentation (clock, tach, oil pressure and ammeter), set in wood-grain vinyl trim; a 4-spoke steering wheel; a thoughtful instrument panel handi-box; and a 2-position adjustable driver's seat back.

The Vega Estate. Economy plus verve. It's obvious why we nicknamed this one "Little Woody." There's generous wood-grain vinyl paneling along the sides and on the tailgate. Moldings are wood-grain vinyl, too. And there are

special wheel covers as well as "Estate" nameplates. Inside, those nice touches are continued. See Vega Estate interior illustrated and described at right.

The Vega GT Estate. Economy plus sportiness. This is the ultimate Vega wagon. The best features of the GT and Estate packages combined to make what might be the smartest little wagon in North America.

Inside, where you and your family spend a lot of time, we've tried to make things comfortable, roomy and pleasant.

The standard interior. Foam-cushioned front buckets come in cloth and vinyl in either black or sandstone; or all-vinyl in black, sandstone, blue or saddle. There's cut-pile carpeting throughout, and the door trim panels are molded vinyl.

The Custom interior. You can order this one on any Vega wagon except Little Woody. It includes deluxe cloth and vinyl seat trim in black or sandstone, or perforated vinyl in black,

sandstone, saddle, red or white; soft door trim panels with map pockets; instrument panel with built-in assist handle; mini-console transmission housing with wood-grain vinyl applique; ashtrays in the rear; automatic dome light switches at both doors; and a special acoustical package including an underhood sound insulation blanket.

The Vega Estate interior. What a nice way to surround a family. Seats are covered in vinyl and cloth (black or sandstone) or

perforated all-vinyl (black, sandstone, saddle, red or white). The driver's seat back adjusts to two positions. There are map pockets on the specially trimmed door and quarter panels. Cut-pile carpeting throughout. Ashtrays in the rear. The inside rearview mirror is day/night tilting type. Open either door and the dome light goes on. A 4-spoke sport steering wheel and instrument panel passenger assist handle are included.

The Special Custom interior. These are truly pleasurable surroundings. Everything in the Custom interior package is included,

plus special knit cloth and vinyl seats in dark blue, dark sandstone or dark red; special door trim panels with cloth insert; color-keyed seat belts, steering column, wheel, ashtrays and instrument cluster (wood-grain vinyl in the control areas). Overhead, there's a soft foam-backed headliner and, underfoot, there are thicker carpets.

Some of the equipment illustrated in this catalogue is optional at extra cost.



Vega Estate.




Special Custom interior.



Vega GT and GT Estate instrument panel.



Standard Vega instrument panel.



14 Vega GT Estate.



Vega GT.



Custom cloth and vinyl interior.



Custom all-vinyl interior.



Standard all-vinyl interior.

POWER TEAMS.

Engine	3-Speed	4-Speed	Turbo
Standard 140-cu.-in. 2-barrel four cylinder (Non catalytic converter equipped.)	Std.	Avail.	Hydra-matic Avail.

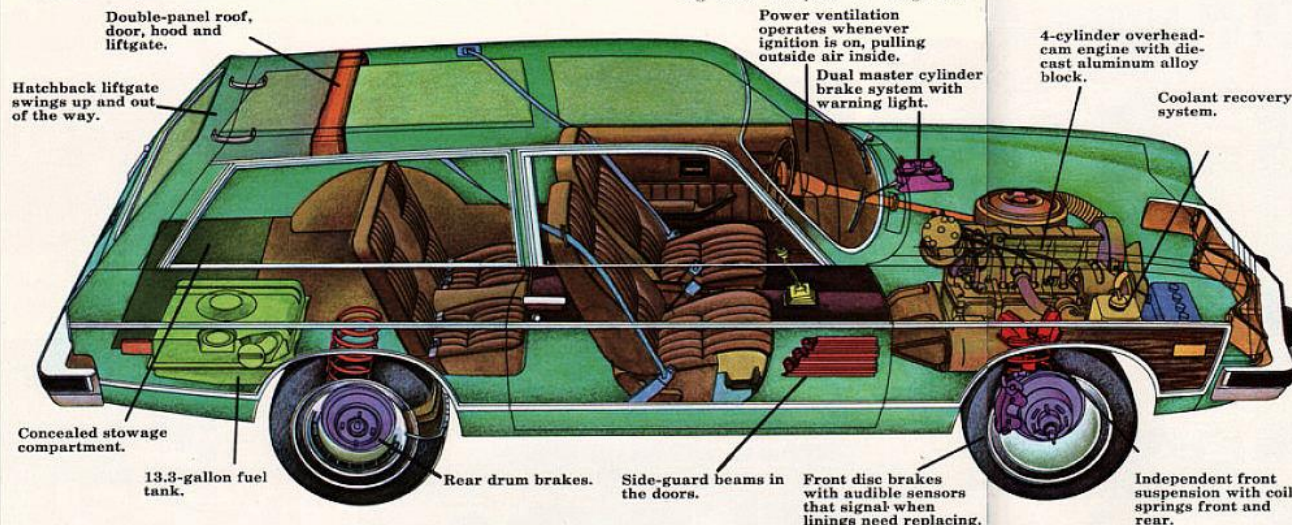
STANDARD FEATURES BUILT INTO EVERY VEGA WAGON FOR 1975.

These are the features that add to wagon usefulness, increase driver convenience. ☐ Power ventilation operates whenever ignition is on, pulling outside air inside. ☐ Floor-mounted 3-Speed manual trans-

mission shift lever. ☐ Steel guard beams in the side doors. ☐ 4-cylinder overhead cam engine with die-cast aluminum alloy block. ☐ Steel-belted radial ply tires. ☐ Coolant recovery system. ☐ Two front combination seat and shoulder belts with reminder light and buzzer and inertia reel. ☐ Independent front suspen-

sion with coil springs front and rear. ☐ Double-acting shock absorbers. ☐ Front disc brakes with audible sensors that signal when pads need replacing. ☐ Rear drum brakes. ☐ 13.3-gallon fuel tank. ☐ Dual master cylinder brake system with warning light. ☐ Concealed stowage compartment ☐ Delco battery with sealed side terminals that help reduce corrosion. ☐ Hatchback tiltgate swings up and out of the way. ☐ Double-panel roof. ☐ Full foam seat construction. ☐ Impact cushioning front bumpers. ☐ Large rec-

tangular taillights. ☐ Power-Beam headlights. ☐ Curved side windows. ☐ Flush-style door handles. ☐ Full door-glass styling. ☐ Cigarette lighter. Inside hood release. ☐ Map pocket in driver's door. ☐ Tunnel-mounted transmission control. ☐ Tunnel-mounted parking brake. ☐ Delcotron alternator with built-in solid-state regulator. ☐ Flame arrestor battery caps. ☐ Hydropneumatic counterbalance for Hatchback rear lid. ☐ Magic Mirror acrylic lacquer finish.

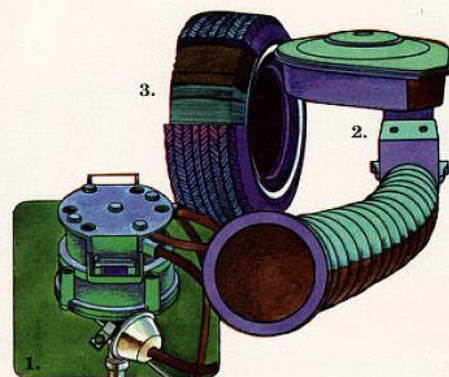


NEW ENGINEERING ADVANCES FOR VEGA

- 1. High Energy Ignition system. Standard.** This system delivers more usable voltage to the spark plugs than conventional breaker point systems. This means surer starts in cold or wet weather, and longer life for spark plugs. There's less need for ignition maintenance, too, because HEI eliminates the points and condenser.
- 2. Outside air intake. Standard.** This brings cooler denser air to the

engine than is generally found under the hood, resulting in improved engine efficiency and performance after warm-up.

3. Steel-belted radial ply tires Standard. Steel-belted radial ply tires, contribute to added driving satisfaction. They provide improved traction on wet and snowy roads. Also, since they roll with less resistance than conventional tires, they can help contribute to fuel economy.



VEGA AVAILABLE OPTIONS.

Comfortilt steering wheel. Six positions—nice when there are several drivers in the family.



Four-Season air conditioning. Lets you select the most comfortable degree of cool air. **Electro-Clear rear window defogger.** An electrical current clears away ice, snow or fog. **Positraction rear axle.** When driving in snow, mud or ice, power is automatically

transferred to the wheel having the most traction.

Power brakes. Provide reduced pedal pressure when braking.

Turbo Hydra-matic. It's floor-mounted in a handsome console.



AM/FM Stereo radio. A 7-diode, 12-transistor solid-state design with pushbutton selection. AM/FM and AM radios also available.

4-Speed manual transmission. Four forward speeds plus reverse. A better selection of gears at speeds under 30 mph.



Luggage rack. A way to help make your Vega wagon a more practical traveler. Bright finish. Handles things from suitcases to surfboards.

Power steering. Added ease of handling, especially in parking or tight maneuvers.

Sport suspension. White lettered tires, larger

front and rear stabilizer bars, new spring rates and shock absorber valving to help improve handling. Included with GT.



Sport mirrors. An appearance touch that's functional, too. They're painted the body color.

Auxiliary lighting. Includes underhood and rear compartment lights, a glove box light, automatic

dome light switch for passenger door, and a reminder buzzer if headlights are left on.



Day/night inside mirror. Tilts to reduce glare from headlights behind.

Other available options.

- ☐ Sport stripes for GT
- ☐ Padded vinyl roof
- ☐ Deluxe seat and shoulder belts
- ☐ Electric clock (standard on GT and GT Estate)
- ☐ Color-keyed front and rear floor mats
- ☐ Front and rear bumper impact strips
- ☐ Body side molding with vinyl inserts (standard wagon only)
- ☐ Rear window air deflector.

Availability of many of the items included on these pages often depends on model and other equipment selected. Also, some are dealer-installed accessories only. Your Chevrolet dealer can answer any questions concerning availability as well as show you a complete list of all Chevrolet wagon extras.

FOR FAMILIES WHO NEED MORE, THERE ARE THESE CHEVROLET WAGON-TYPE VEHICLES.

Plenty of families ask for more out of their wagon. More room. More towing power. More strength. For these needs, Chevrolet provides the hard-working

vehicles on these two pages. They're all built on sturdy, proven truck chassis, so they know how to shoulder the load.

You have a good selection of power teams, seating and features available in each line, so you can design a vehicle that fits your needs—from a Sportvan that seats up to 12 to a V8 Blazer with full-time 4-wheel drive.

SUBURBAN.

Underneath it's a truck, inside it's a wagon. Suburban can be ordered with seating for three, six or nine. With rear seat removed and center seat folded, there's plenty of room for cargo—144 cubic feet to be exact, which is half again as much as many station wagons. And sturdy Suburban carries up to 3325 lbs., including the driver.

Getting down to serious trailering, Suburban can be equipped to handle a combined weight of loaded Suburban, trailer, passengers

and equipment, of 14,000 pounds.

Rear doors are either double-panels or available wagon-type tailgate with crankdown rear window. An electrically operated window is also available. A wide variety of features is available including full-time 4-wheel drive.

Cargo capacity—up to 144 cu. ft. Fuel tank—20.8 gal. standard, 25.8 available. See Suburban catalog for more information.

SPORTVAN.

Take the baseball team out for a treat. Sportvan can handle them. It seats 12 with available seats. Or holds up to 260 cu. ft. of cargo with rear passenger seats removed. That's close to three times what the usual station wagon holds.

The standard sliding side door needs only 4 1/4" clearance, and gives a nice wide entry for lots of passengers. Also standard: power front disc/rear drum brakes. Available engines go up to a 400-cu.-in. V8. To help make driving easier, Turbo Hydra-matic

transmission and power steering are also available.

Sportvan comes in two wheelbases: the 110" which seats up to eight, and the 125" which seats up to 12. Rear doors swing open to give you loading space 54 1/2" wide.

Cargo capacity—up to 260 cu. ft. of load space. Fuel tank—17.5 gallon; 30 gallon available on 125" wheelbase models.

See Sportvan catalog for more information.

BLAZER.

Blazer capability means the road doesn't end with the pavement. It has plenty of ground clearance; however, it still has a low silhouette for easy entry. Full-time 4-wheel drive can be yours when you order a V8 and automatic transmission. This gives you excellent traction on and off the road. No need to get out to lock and unlock the front hubs.


You get a power disc/drum brake system computer-matched to your model. You also get an energy-absorbing steering column, rugged leaf-spring front and rear suspension on 4-wheel drive

models and double-walled doors, side panels, hood, tailgate and fenders.

Blazer comes in an open model, or hardtop model with tailgate and crankdown window. Several interiors are also available. Rear entry—drop-down tailgate (with roll-up window on hardtop models).

Cargo floor area—more than 31 square feet without available bench seat. Fuel tank—20.8 gallon standard, 25 gallon available.

See Blazer catalog for more information.



Silverado interior.


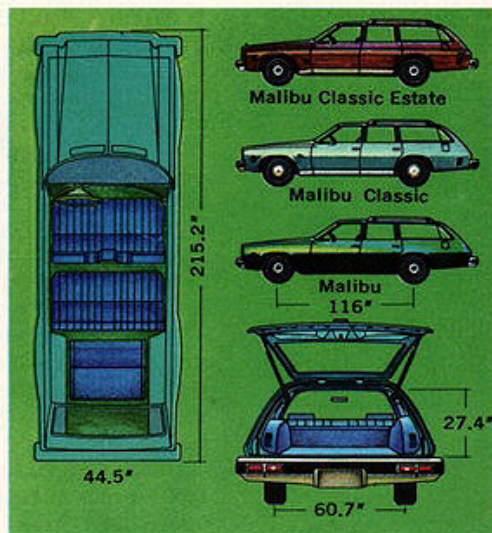
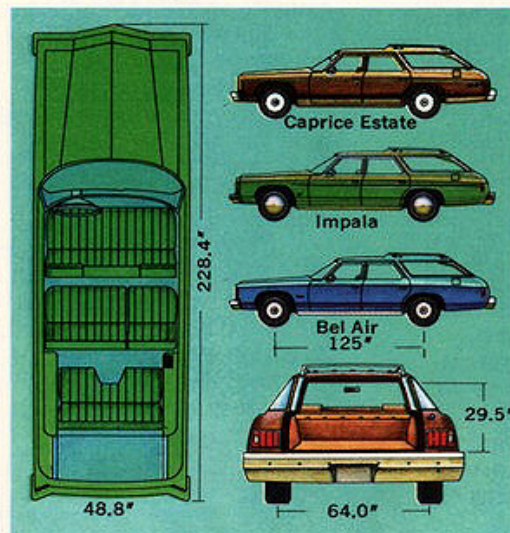


Beauville interior.



Cheyenne interior.

NOW, FOR THE SPECIFICS.



CHEVROLET.

Models

□ Caprice Estate 2-Seat □ Caprice Estate 3-Seat □ Impala 2-Seat □ Impala 3-Seat □ Bel Air 2-Seat □ Bel Air 3-Seat □ Biscayne 2-Seat.

Colors*

Exterior □ Cream Beige □ Black □ Bright Blue Metallic □ Medium Blue □ Midnight Blue Metallic □ Sandstone □ Dark Brown Metallic □ Medium Green □ Dark Green Metallic □ Medium Red □ Dark Red Metallic □ Light Saddle Metallic □ Medium Orange Metallic □ Silver □ Light Gray □ Antique White.

Two-tone □ Antique White upper color with the following: □ Medium Blue □ Bright Blue Metallic □ Midnight Blue Metallic □ Medium Green □ Dark Green Metallic □ Dark Brown Metallic □ Medium Orange Metallic □ Dark Red Metallic or □ Sandstone.

Vinyl roof □ Black or □ White with any exterior color; □ Dark Blue □ Sandstone □ Green □ Dark Red or □ Silver with some body colors.*

Interior Caprice Estate and Impala in all-vinyl □ Saddle □ Black □ Green □ Blue □ Sandstone or □ Saddle and Black Sport Cloth. Bel Air in all-vinyl—□ Blue □ Sandstone. Biscayne in all vinyl—□ Black □ Sandstone.

Dimensions:

Wheelbase—125".
Tread—front—64.1", rear—64.0".
Total cargo volume (cu. ft.)—106.4.
Hidden stowage compartment—yes.
Tailgate opening height—29.5".
Tailgate opening width at floor—48.8".
Floor length, front seat to tailgate—100.5".
Width between wheelhouses—48.8".
Rated fuel capacity—18.3 gallons.

CHEVELLE.

Models

□ Malibu Classic Estate 2-Seat □ Malibu Classic Estate 3-Seat □ Malibu Classic 2-Seat □ Malibu Classic 3-Seat □ Malibu 2-Seat □ Malibu 3-Seat.

Colors*

Exterior □ Cream Beige □ Black □ Medium Blue □ Bright Blue Metallic □ Midnight Blue Metallic □ Sandstone □ Dark Brown Metallic □ Medium Green □ Dark Green Metallic □ Medium Red □ Dark Red Metallic □ Light Saddle □ Metallic □ Medium Orange Metallic □ Silver □ Light Gray □ Antique White.

Two-tone □ Antique White upper color with the following: □ Medium Blue □ Bright Blue Metallic □ Midnight Blue Metallic □ Dark Green Metallic □ Medium Green □ Sandstone □ Dark Brown Metallic □ Medium Orange Metallic or □ Dark Red Metallic.

Interior Malibu Classic Estate and Malibu Classic—□ Black □ Sandstone □ Blue and □ Saddle. Malibu—□ Black □ Sandstone.

Dimensions:

Wheelbase—116".
Tread—front—61.5", rear—60.7".
Total cargo volume (cu. ft.)—85.
Hidden stowage compartment—yes.
Tailgate opening height—27.4".
Tailgate opening width at floor—44.5".
Floor length, front seat to tailgate—90.2".
Width between wheelhouses—44.5".
Rated fuel capacity—18.3 gallons.

VEGA.

Models

□ Vega □ Vega GT □ Vega Estate □ Vega GT Estate.

Colors*

Exterior □ Antique White □ Black □ Bright Blue Metallic □ Light Green Metallic □ Dark Green Metallic □ Cream Beige □ Bright Yellow □ Sandstone □ Bronze Metallic □ Dark Red Metallic □ Light Red □ Orange Metallic.

Interior Special Custom—□ Dark Sandstone □ Dark Blue and □ Dark Red. Custom cloth and vinyl in □ Black □ Sandstone or all-vinyl in □ Black □ Sandstone □ Saddle □ Red □ White. Standard cloth and vinyl in □ Black □ Sandstone or all-vinyl in □ Black □ Sandstone □ Blue □ Saddle.

Dimensions:

Wheelbase—97".
Tread—front—54.8", rear—53.6".
Total cargo volume (cu. ft.)—50.2.
Hidden stowage compartment—yes.
Liftgate opening width at floor—42.4".
Floor length, front seat to liftgate—66.3".
Width between wheelhouses—42.5".
Rated fuel capacity—13.3 gallons.

*Check with your dealer about exterior and interior color combinations.

SAFETY AND SECURITY FEATURES FOR CHEVROLET, CHEVELLE AND VEGA.

Occupant Protection Features Seat belts with pushbutton buckles for all passenger positions • Two front combination seat and shoulder belts for driver and right front passenger (with reminder light and buzzer and inertia reel) • Two front seat head restraints • Energy-absorbing steering column • Passenger-guard door locks • Safety door latches and hinges • Folding seat back latches • Energy-absorbing padded instrument panel and front and intermediate seat back tops • Contoured windshield header • Thick-laminate windshield • Padded sun visors • Safety armrests • Safety steering wheel • Side-Guard beams • Contoured roof inner panel.

Accident Prevention Features Side marker lights and reflectors (front side marker lights flash with direction signal) • Parking lights that illuminate with headlights • Four-way hazard warning flasher • Back-up lights • Lane-change feature in direction signal control • Windshield defroster, washers and dual-speed wipers • Wide-view inside mirror (vinyl-edged, shatter-resistant glass and deflecting support) • Outside rearview mirror (two on regular-size wagons) • Dual master cylinder brake system with warning light • Starter safety switch • Dual-action safety hood latch (except Vega). **Anti-Theft Features** Anti-theft ignition key warning buzzer • Anti-theft steering column lock • Inside hood latch release.

Chevrolet

The illustrations or descriptions in this catalogue do not necessarily show standard colors, materials and equipment. General Motors of Canada Limited reserves the right to make changes at any time without notice, in prices, colors, materials, equipment, specifications and models, and also to discontinue models. This right may be exercised without incurring any responsibility with regard to cars and trucks previously sold.

