

1973 WAGONS

Chevrolet/Chevelle/Vega/Suburban/Blazer/Sportvan



Chevrolet



The 1973 Chevrolet wagons. A choice. That's what you want when you shop for a station wagon. Because there are almost as many reasons for buying a wagon as there are people to buy them.

Choice is what our 1973 Chevrolet wagons are all about. No one builds more different kinds of wagons. Six to be exact, with maximum seating capacities for four to twelve people. So, whether you have a family that's small, growing or large, we have seats for you all.

Wagons are for carrying things, too. Heavy, bulky items. Extra long cargo, like pipes or plywood. We have the large cubic capacity and the long load areas for all this.

And if you trailer a lot, we have wagons that will haul up to 7,000 pounds. (Some of our

wagons even have vanishing tailgates that let you unload without unhitching.) Whatever you need a wagon for, whatever kind of driving you do, there's a 1973 Chevrolet wagon for you.


There are our full-size Chevrolet wagons, headed by the beautiful new Caprice Estate, along with the Impala, Bel Air and Biscayne. Next come our all-new Chevelle wagons, completely redesigned to give you an exceptionally smooth and quiet ride.

There's a sporty little Vega Kammback that seats four and handles like it looks: beautifully. We even have three wagons tough as trucks. Suburban, Sportvan and Blazer, all are built on truck chassis.

A choice. That's what our 1973 wagons are all about.



Caprice Estate Wagon.



Caprice Estate Interior.

Full-size Chevrolet wagon: the room, the ride and the Glide-Away tailgate. Everything you've always wanted in a car, in a wagon. Caprice Estate, Impala, Bel Air and Biscayne, all have V8 power, 3-speed Turbo Hydra-matic transmission, power steering, power front disc/rear drum brakes and power tailgate window as standard equipment.

There's loads of cargo space in both the 2- and 3-seat models. And it's easy to get to, thanks to our vanishing Glide-Away tailgate. (More about that later.)

Ride and handling? You wouldn't believe you're in a wagon. New, more durable rubber mounts for front stabilizer bar and front shock

absorbers; independent front coil springs and long rear leaf springs; computer-selected springs—all contribute to a wagon ride that is dramatically smooth, handling that is completely responsive.

The Caprice Estate Wagon.

Distinctive from every angle.

It has its own very special grille featuring prominent vertical bars with bright accents and special Caprice crest above the grille. Translucent woodgrain exterior panels that let the body color show through. Full wheel covers. Individually framed headlights. Bright moldings on roof drip, door upper frame and rear quarter windows.

Inside, there is extra lighting, including ash tray, courtesy and glove compartment lights. An electric clock. Color-keyed deep twist carpeting. Everything you'd expect in the top of our luxury-size wagon line.

Standard Caprice Estate Interior.

Five all-vinyl color choices, beautifully tough and practical: black, dark green, light neutral, dark blue or saddle. Cargo area sidewalls are color-keyed textured vinyl. Plus luxurious deep-twist carpeting on passenger compartment floor.

Caprice emblems add a distinctive touch to the plush surroundings. All in all, a wagon you'll feel good in.



Impala Wagon. Like all our big wagons, Impala has a new look, highlighted by a wider grille, and a new front bumper with built-in parking lights.

Impala's grille is a silver-accented grid-pattern. Bright body side molding, roof drip molding, and rocker panel molding, further highlight Impala as a wagon to be looked at. And used. Available in 2- and 3-seat models.

Impala interior. Rich all-vinyl in your choice of black, light neutral, dark blue, dark green or saddle. Cargo area sidewalls are color-keyed molded plastic. Underfoot, deep-twist carpeting. Impala wagon offers much

in the way of interior comfort and luxury.

Mechanical features. Engines: Turbo-Fire 350 V8 with 2-barrel carburetor on Impala, Bel Air and Biscayne wagons only. Turbo-Fire 400 V8 with 2-barrel carburetor standard on Caprice Estate, available on Impala, Bel Air and Biscayne. Available engine: Turbo-Jet 454 V8 with 4-barrel carburetor. Transmission: Turbo Hydra-matic. Brakes: Power disc/drum system with ventilated front discs and extra-large 12" finned rear drums. Dual master cylinder brake system with warning light and corrosion-resistant brake lines. Self-adjusting brakes.

Steering: Variable-ratio power steering.

Suspension: The front suspension features a new wear indicator that permits a visual check of ball joint condition. Computer-selected coil springs in front and leaf springs at rear are matched to wagon's weight. New more durable rubber mounts for front stabilizer bar and front shocks. Others: Wide 15" x 6" wheels with large bolt circle. Bias belted ply tires. Advanced body mounting system.

Interior comfort features. Molded full-foam seat construction • Refined flow-through power ventilation system • Acoustically engineered double-panel roof to help quiet road



Impala Wagon.



Impala Interior.

noises • Built-in blended-air heater and defroster system • Two front seat head restraints • Front and rear armrests.

Interior convenience features.

Wide 12" day-night rearview mirror • Glove compartment light • Cigarette lighter • Foot-operated parking brake • Color-coded control panel for heater or available air conditioning • Forward-mounted front door lock buttons.

Exterior styling features. New front styling with wider grille, new hood header panel, plus new front bumper with built-in parking lights

and centre license plate mounting • Distinctive roof styling with raised rear section • Flush-style door handles • Full door-glass styling • Recessed dual headlights • Hide-A-Way windshield wipers • Single-unit taillights • Protected antenna embedded in windshield (with factory-installed radio) • Sixteen colors to choose from, 14 new.

Durability features. Double-panel steel roof • Body by Fisher • Side-guard door beams • Long-life aluminized exhaust system • Body sills are open-designed to resist corrosion • Double-panel door, hood

and tailgate construction • Magic-Mirror acrylic lacquer finish.

Dimension and capacities.

Floor length — front seat to tailgate (closed)	100.5"
Width between wheel houses	48.8"
Tailgate loading height	23.2"
Tailgate opening height	29.5"
Tailgate opening width at floor	48.8"
Total cargo volume (cu. ft.)	106.4
Fuel tank capacity (Imperial gallons)	18.3

Some of the equipment illustrated is optional at extra cost.



Bel Air Wagon.



Biscayne Wagon.

The story of the vanishing tailgate.

There's one big problem with tailgates. Whether they swing down or sideways, they often get in the way.

Our engineers whipped this problem by designing a tailgate that disappears. Nothing sticks out to get in your way. You can even load or unload in a closed garage. Or with a trailer attached.

Here's how it works.

To lower the tailgate, turn your key to the right. The power window slides up and into the roof. A farther turn to the right and the gate releases and slides under the floor with a gentle push.

To raise the tailgate, just pull it up. It's easy because it's counterbalanced. (And you can't pinch

your fingers between the gate and glass because the window won't close unless the tailgate is up all the way.) Now turn the key to the left and the window slides down.

You can even dispense with the slight push and pull by ordering the available power tailgate. It raises and lowers automatically at the turn of a key. There's a switch under the instrument panel that lets you handle the whole procedure from the driver's seat.

For all its convenience, the Glide-Away is a simple mechanism. It works on the same principle as a sash window, with very few moving parts. So few, in fact, that it weighs about 50 pounds less than our old two-way tailgate.



Bel Air Interior.



Biscayne Interior.

Bel Air Wagon. The Bel Air Wagon has Chevrolet's practical vanishing tailgate that disappears out of your way when you're loading or unloading. Bel Air offers you a choice of all-vinyl interiors in light neutral or saddle. You also get the underfoot comfort of deep-twist carpeting. Cargo area sidewalls are molded plastic with vinyl-coated metal on floor. Available in 2- and 3-seat models.

Biscayne Wagon. If a two-seat wagon meets your passenger-carrying needs and your plans call for carrying a lot of cargo, our Biscayne Wagon could be the answer. It's our economical full-size wagon that's big on roominess, comfort and cargo capacity. The ride is smooth and the handling easy. Take a long look at the Biscayne Wagon . . . its smart styling, attractive interior . . . usefulness . . . and the value it offers in a full-size wagon.



Turn the key one notch, the window disappears.



Turn the key another notch, the gate slides down out of sight with a gentle push.



No need to unhitch to unload.





Chevelle wagons: all new, all with a one-piece tailgate. Five to be precise: Laguna Estate, Laguna, Malibu Estate, Malibu and Deluxe models. New from roof to road, bumper to bumper.

Always considered tops in their field in riding and handling qualities, our 1973 Chevelle wagons are even better. A new wide stance chassis with wider front and rear tread, large H78 x 14 tires and 6-inch-wide wheels help them ride steadier, handle more positively.

They're smooth and quiet, too, with a new cushioning system and precision tuning of the front and rear suspension. A redesigned Full Coil suspension system with rubber bushings at key points soaks up road shocks and vibration.

For 1973, all Chevelle wagons feature a new counterbalanced tailgate that swings up and out of the way. Loading and unloading is a snap. It's a feature you'll like. And use.

Laguna Estate Wagon. Our most luxurious Chevelle wagon. Silver-accented grid-pattern grille with dual horizontal center bars and built-in parking lights provide a distinctive new look. Other beauty highlights, a new body-color urethane front

bumper protection system, bright grille outline molding and hood rear edge molding. To further enhance the Laguna Estate appearance, there are wood-grained vinyl body side and tailgate panels. Full wheel covers are standard. So is a resilient bumper impact strip with white accent.

Laguna Estate Interior. Five luxurious vinyl choices in blue, red, green, neutral and black. Door and sidewall vinyl panels complement seat trim. Floor covering is color-keyed carpeting. Molded full foam seat construction. Soft-rim steering wheel and column color-keyed with interiors.

Laguna Wagon. The other handsome entry in the Laguna series. Silver-accented grid-pattern grille with dual horizontal center bars. Built-in parking lights. Resilient body-color front end and resilient bumper impact strip with white accent. New hood rear edge molding, roof drip molding, plus lower body side molding, wheel opening moldings and full wheel covers add to the Laguna's distinctive new look. There's much to like about Laguna. You'll see.

Mechanical features. Engines: Turbo-Fire 350 V8 with 2-barrel carburetor, standard on Laguna

Estate and Laguna, available on all other models. Turbo-Fire 307 V8 with 2-barrel carburetor, standard on Malibu Estate, Malibu, Deluxe. Turbo-Thrift 250 Six with single carburetor (Deluxe 2-seat wagon only). Other available engines include a Turbo-Fire 350 V8 4-barrel with dual exhaust and a Turbo-Jet 454 V8 4-barrel with dual exhaust.

Transmissions: 3-speed manual and available Turbo Hydra-matic.

Brakes: Power disc/drum brakes standard on all models. New larger 11" x 2" drum-type rear brakes.

Suspension: Redesigned Full Coil suspension system with sturdy front and rear components, new shock absorbers and control arm bushings for improved ride control. A new front suspension geometry concept coupled with highly tuned suspension system contributes to an unusually smooth ride and exceptional roadability.

Others: New 6" wide wheels, wide tread front and rear, new larger H78 x 14 tires. Delco Energizer.

Interior comfort features. New molded full foam seat construction, front and rear, for added comfort • Front and rear armrests • Acoustically engineered inner roof panel • Two front seat head restraints.



Laguna Estate Wagon.

Interior convenience features.

New flow-through power ventilation system. Pulls in outside air with the windows closed and replaces inside air even when car is stopped. In winter it limits the flow of chilly outside air getting into the car until the engine warms up • Hidden stowage compartment • New power tailgate release switch control on instrument panel is standard on all 3-seat models, available for 2-seat models • Wide 12" day-night inside rear-view mirror • Foot-operated parking brake • Forward-mounted front door lock buttons • Glove compartment light (standard on all models except Deluxe) • Cigarette lighter • Built-in blended-air heater and defroster system • Color-coded control panel for heater.

Exterior styling features.

New wider grid-pattern grille, new high-mounted Power Beam single-unit headlights with parking lights built into bumper on Malibu Estate, Malibu and Deluxe • New roof styling on all models plus swing-out rear quarter windows on 3-seat models (available on 2-seat models) • Full door-glass styling • New rear end look with swing-up tailgate and rear bumper with built-in dual-unit taillights • Hide-Away windshield wipers • Protected antenna embedded



Laguna Wagon.



Laguna Estate and Laguna Wagon.

in windshield (with factory installed radio) • New thin-pillar windshield styling • New flush-styled lift-type outside door handles • Choice of 16 exterior colors, 14 new.

Durability features. New body sills are open-designed for improved corrosion resistance • Double-panel door, hood, roof and tailgate construction • Magic-Mirror acrylic lacquer finish • Body by Fisher • Long-life aluminized exhaust system.

Interior and exterior dimensions and capacities, see page 19 for specifications.

Some of the equipment illustrated is optional at extra cost.

Power Teams.

Engines	SAE net hp**	3-Speed	Turbo Hydra-matic
Turbo-Thrift 250 Six ⁽¹⁾	100	Std.	*
Turbo-Fire 307 V8 ⁽²⁾	115	Std.	N.A.
Turbo Fire 350-2 V8 ⁽³⁾	145	Std. ⁽⁵⁾	*
Turbo Fire 350-4 V8 ⁽⁴⁾	175	N.A.	*
Turbo-Jet 454-4 V8 ⁽⁴⁾	245	N.A.	*

*Available. ⁽¹⁾ Deluxe 2-seat wagon only.

⁽²⁾ Malibu Estate, Malibu and Deluxe wagons only.

⁽³⁾ Standard on Laguna Estate and Laguna. Available on other V8 models. ⁽⁴⁾ Available on all models. ⁽⁵⁾ Laguna Estate and Laguna only.

**Net horsepower ratings, in accordance with Society of Automotive Engineers standards, represent the power output of engines as installed in the wagon.



Malibu Estate Wagon.



Malibu Wagon.

Chevelle Malibu Estate Wagon.


A beautiful piece of machinery, featuring wood-grained vinyl body side and tailgate panels. Up front there's a silver-accented grid-pattern grille with bright outline molding, plus hood rear edge molding.

Chevelle Malibu Wagon. Yet another Malibu that's striking in its appearance: Grid-pattern grille; parking lights built into the bumper; bright grille outline molding; lower body side-molding plus hood rear edge molding and bright hub caps. Malibu Wagon is also available with the sporty SS option package.

Chevelle Deluxe Wagon. Though it's the lowest-priced Chevelle wagon we make, you'd never know it to look at it. Grid-pattern grille with bright outline molding and hood rear edge molding make the Deluxe look great.



Chevelle Deluxe Wagon.



Malibu Estate and Malibu interiors. All-vinyl Malibu Estate and Malibu interiors are available in five color choices: blue, black, neutral, green or saddle. Door and sidewalls in color-keyed vinyl panels to complement seat trim. Color-keyed deep-twist floor carpeting with all interiors. New molded full foam seat construction.



Deluxe interior. Deluxe wagons offer two all-vinyl interior choices: black or saddle. Doors are trimmed in matching vinyl; cargo area sidewalls are molded plastic. New molded full foam seat construction. Floor covering is color-keyed vinyl-coated rubber.



Suburban.

For more information on these vehicles see the 1973 Recreational Vehicle Catalogue.

Suburban. Built like a truck, rides like a car. Don't let its tough truck chassis fool you. Now Suburban has more wagon conveniences and comfort than ever before.

For example, Suburban now has four doors. So it's easier to get people and cargo in and out. And there's a drop-type tailgate available with a crankdown rear window. Or you can order a power-operated rear window, if you wish.

The ride is smooth and quiet. One reason is an extra $2\frac{1}{2}$ inches of wheelbase, now a lengthy $129\frac{1}{2}$ inches.

Seating is available for up to nine. Fold down the second seat and remove the third one for up to 144 cu. ft. of cargo space. With a carrying capacity of up to 2,650 lbs., Suburban can haul more than half again as much as most wagons.

And trailer enthusiasts take note. Suburban can be equipped to tow trailers as heavy as 7,000 lbs.



Sportvan



Blazer.

Sportvan. Carries more people, more cargo than any other wagon we make. If your wagon needs are big, this is the one for you. There are Sportvan models that can accommodate up to 12 people with optional seats. Or carry as much as 296 cu. ft. of cargo with seats removed.

For easy ins and outs, a triple-track sliding side door is standard. It requires just 4½ inches of clearance, lets you pull up close to your unloading point.

You can order plenty of go, with engines as big as a 350-cu.-in. V8. For stopping power to match, power front disc/rear drum brakes are standard.

Extra convenience and comfort are on tap, too. You may order Turbo Hydra-matic transmission, power steering, AM radio and lots more.

Blazer. It's for going anywhere. You start by ordering the tough plastic hardtop. This year it includes a drop-type tailgate with crank-down window.

Blazer always was known for roominess. And for 1973, there are substantial increases in leg room, head room and shoulder room.

The 2-wheel-drive model has a whole new suspension system—rubber-bushed independent front suspension and new 2-stage rear leaf springs. Smooth and tough.

And when you order 4-wheel-drive with V8 and Turbo Hydra-matic, you get full-time 4-wheel drive. No need for free-wheeling hubs. You get better traction and control at all times.

On the road or off the road, Blazer is one tough wagon, built to take on just about any trip you want to take on.



Vega Kammback. Our little wagon that handles like a sports car.

We call it a Kammback because it uses aerodynamic principles first devised by an engineer named Kamm. What this means is, though the Vega Kammback has the configuration of a wagon, it handles much like a sports car. Hugging the road, taking turns nice and flat, steering and stopping smoothly. Vega seats four people. But it has as much room per passenger as many big wagons. The second seat folds down to make room for more than 50 cubic feet of cargo. And the big canopy tailgate swings up and out of the way, making that cargo space exceptionally easy to get to.

Luxury touches include full-foam front bucket seats, rich carpeting throughout, power ventilation system and much more.

Among the long list of extras you can order are Four-Season air

conditioning and a GT package that includes a host of items to enhance Vega's appearance, comfort and handling.

Vega Kammback interior dimensions and capacities.


Head room (front)	38.3"
Head room (rear)	37.7"
Hip room (front)	49.1"
Hip room (rear)	42.5"
Shoulder room (front)	51.6"
Shoulder room (rear)	49.5"
Leg room (front)	42.4"
Leg room (rear)	31.8"

Exterior dimensions.

Wheelbase	97.0"
Length (overall)	172.2"
Width (overall)	65.4"
Height (loaded)	52.0"
Tread (front)	55.2"
Tread (rear)	54.1"
Weight (curb) 3-Speed	2376 lbs.

Some of the equipment illustrated is optional at extra cost.

Trailering equipment recommendations



Equalizer hitch platform. Specifically designed for Chevrolet and Chevelle. Easy to install and easy to remove because it's bolted on.



Heavy-duty radiator. Big loads develop big heat. The heavy duty radiator is built to provide the greater cooling capacity needed.



Heavy-duty shock absorbers. A must for heavy hauling, heavy pounding.

LOADED TRAILER WEIGHT—LIGHT (UP TO 2000 LBS.—MAXIMUM TONGUE LOAD, 200 LBS.)

RECOMMENDED POWER TEAM													
REQUIRED EQUIPMENT													
RECOMMENDED EQUIPMENT													
Models	Engine	Axle Ratio	Turbo Hydramatic (M40)	Spec. Hvy-Duty Susp. (F40)	Frame Hitch	Hvy-Duty Radiator (V01)	Power Brakes (J50)	Power Steering (N40)	Positraction (G80)	Hvy-Duty Battery (T60)	Cruise Control (K30)	Hvy-Duty Generator (K85)	Power Disc Brakes (JL2)
Caprice Estate Impala, Bel Air & Biscayne Wagons	V8-350† Std.	3.08 (ZQ9)	Std.	•	•	•	Std.	Std.	•	•	•	•	Std.
Chevelle Deluxe, Malibu, Malibu Estate, Laguna & Laguna Estate Wagons	V8-350 (L65)	2.73 Std.	•	Std.	•	•	Std.	•	•	•	NA	•	Std.

†—400 CID V8 standard on Caprice Estate.

*V8 equipment recommended.

UP TO 1000 LBS. (MAXIMUM TONGUE LOAD, 100 LBS.)

RECOMMENDED POWER TEAM										REQUIRED EQUIPMENT				RECOMMENDED EQUIPMENT			
Model	Engine	Turbo Hydramatic (M40)	Axle Ratio	Power Brakes (J50)	Frame Hitch	Hvy-Duty Radiator (V01)	Power Steering (N40)	Positraction (G80)	Hvy-Duty Battery (T60)								
Vega	L4-140 Std.		3.36† (G76)	NA	•	•	—	—	—								

†3.36 Axle is standard with Powerglide transmission with L11 engine.

3.36 Axle is optional (G76) with 4-speed or Turbo Hydra-matic transmissions and with (FKD) Powerglide transmission with base engine.

*Frame hitch available from outside sources—not available from Chevrolet dealers.

LOADED TRAILER WEIGHT—MEDIUM (UP TO 4000 LBS.—MAXIMUM TONGUE LOAD, 500 LBS.)

RECOMMENDED POWER TEAM													REQUIRED EQUIPMENT				RECOMMENDED EQUIPMENT			
Models	Engine	Axle Ratio	Turbo Hydramatic (M40)	Spec. Hvy-Duty Susp. (F40)	Load Distributing Hitch	Hvy-Duty Radiator (V01)	Power Disc Brakes	Power Steering (N40)	Positraction (G80)	Hvy-Duty Battery (T60)	Cruise Control (K30)	Hvy-Duty Generator (K85)								
Caprice Estate, Impala, Bel Air & Biscayne Wagons	V8-454 (LS4)	2.73 (YD1)	Std.	•	•†	•	Std.	Std.	•	•	•	•								
Chevelle Deluxe, Malibu, Malibu Estate, Laguna & Laguna Estate Wagons	V8-350 (L48)	3.42 (YD1)	•	Std.	•†	•	Std.	•	•	•	•*	•								

†Chevrolet designed load distributing hitch platform is available from Chevrolet dealers.

Ball mount, equalizing assembly, and anti-sway assembly is available from outside sources.

*Available as a dealer installed accessory.

LOADED TRAILER WEIGHT—HEAVY (UP TO 6000 OR 7000 LBS.—MAXIMUM TONGUE LOAD, 750-800 LBS.)


Models	RECOMMENDED POWER TEAM			REQUIRED EQUIPMENT							RECOMMENDED EQUIPMENT			
	Engine	Dual Exhaust	Axle Ratio	Loaded Trailer & Tongue Load	Turbo Hydramatic (M40)	Spec. Hvy-Duty Susp. (F40)	Load Distributing Hitch	Hvy-Duty Radiator (V01)	Hvy-Duty Generator (K85)	Power Steering (N40)	Power Disc Brakes	Positraction (G80)	Hvy-Duty Battery (T60)	Cruise Control (K30)
Caprice Estate, Impala, Bel Air, & Biscayne Wagons	V8-454 (LS4)	NA	3.42 (YD1)	6000 lbs. 750 lbs.	Std.	•	•	•	•	Std.	Std.	•	•	•
Chevelle Deluxe, Malibu, Malibu Estate, Laguna, & Laguna Estate Wagons	V8-454 (LS4)	Std.	3.42 (YD1)	6000 lbs. 750 lbs.	•	Std.	•†	•	•	•*	•*	•	•	NA

†Chevrolet designed load distributing hitch platform is available from Chevrolet Dealers.

Ball mount, equalizing assembly, and anti-sway assembly is available from outside sources.

*Also mandatory with LS4 engine option.

Standard Features on Chevrolet and Chevelle Wagons.



Side-guard door beams. Steel guard rails are welded inside every door for your added protection.



Double-panel roof structure. Two layers of steel overhead for extra strength and extra quiet.

Acoustically engineered perforations in the inner roof panel help deaden sound much like ceiling tile.



Original Position




Impact



Return

New improved front bumper system. A new front bumper with twin hydraulic cylinders

that retracts on minor impact and hydraulically cushions the shock.



Power disc/drum brakes. Fade-resistant discs up front. Self-adjusting. Every time you back up and stop, your rear drum brakes also adjust themselves.



Inside hood release. No groping around for an outside hood latch. There's added security, too, with the latch release inside.



Fenders inside fenders. Tough inner fenders at all four wheels help defend against rust and corrosion.

Other standard features. New flow-through power ventilation system. Pulls in outside air with the windows closed and replaces inside air even when the car is stopped. In winter, it limits the flow of chilly outside air getting into the car until the engine warms up • Hidden storage compartment • Color-coded control panel for heater • Hide-A-Way windshield wipers • Hide-A-Way antenna in windshield (with factory-installed radio) • New flush-styled, lift-type outside door handles • Full door-glass styling • Double-panel door, hood, and tailgate construction • New body sills with openings for improved corrosion resistance • Long-life aluminized exhaust system • Forward facing third seat • Rear facing third seat on Chevelle Wagons and many other features.

Available Options.



Comfortron Air Conditioning. Comfortron Air Conditioning combines the comfort of air conditioning with year-round automatic climate control. You simply set the temperature dial to the desired temperature and it will be maintained, regardless of the season or outside weather conditions.

For example, set the temperature dial at 75 degrees on a winter day and a thermostatically-controlled sensor will keep

the heat inside of the car controlled at 75 degrees, just the same as your house thermostat does. The dial need only be set once and normally need not be adjusted.

On cool, sunny days the Comfortron system when set for Bi-Level Operation, will provide warm air to the floor and cooler air out of the upper outlets. You get the comfort of a warm floor without an excessive rise in temperature at head level.

There are also other controls for windshield de-icing, high and low fan.

For those who want to enjoy the pleasure of driving in a comfortable, automatic-temperature-controlled environment—free from excess heat, dust, pollen and traffic noises . . . looking through steamed-up car windows . . . enduring the discomfort of high humidity at any time of the year, General Motors has the answer. It's Comfortron Air Conditioning.


Four-Season Air Conditioning. Four-Season Air Conditioning is a manually-controlled system that offers the same year-round comfort as automatically-controlled Comfortron. The driver creates his own environment by setting the controls

so that the interior of the vehicle is cooled or heated to his personal preference.


In addition to providing circulation of cool air during hot weather, Four-Season Air Conditioning provides warm air in cold weather and dehumidified outside air in humid

weather. Controls can also be set to de-fog and de-ice when such operations are required.

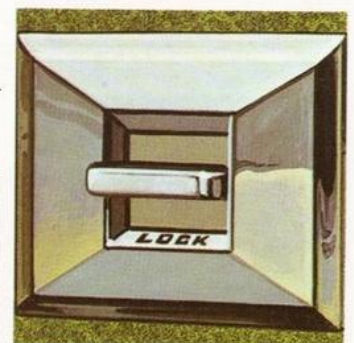

Four-Season Air Conditioning greatly increases driving comfort and pleasure during every season of the year. It also adds considerably to the vehicle's resale value.



6-way power seat. Lets you choose the most comfortable driving position. Powers seat forward, back, up, or down—and tilts, too. (Not available on Bel Air, Biscayne, Chevelle Deluxe Wagons).



Power windows. Lets you raise or lower all door windows from the driver's master control panel. Passengers can operate their own windows individually. (Not available on Bel Air, Biscayne, Chevelle Deluxe Wagons).



Power door locks. One control on each front door locks or unlocks all doors. Provide added convenience and security.




Deluxe bumpers and bumper guards. Front and rear bumpers. A luxury look and protection, too. A special impact strip lessens bumper nicks. (Shown is Chevrolet).



Soft-Ray tinted glass. Cool, soothing tint reduces glare from all your windows without shielding your view.



Cruise-Master Speed Control. Once you reach the speed you want, you press a button and your car maintains it automatically. To disengage, you simply touch the brake.




Radios and tape players. A complete choice. AM radio, AM/FM radio,

AM/FM Stereo radio. And 8-track stereo tape players with either AM or AM/FM


Stereo radio. Tape cartridges plug into the radio dial area.




Luggage carrier. Practical and good looking. Built to handle just about as much luggage as you want to carry. (Chevelle luggage carrier is shown).



Comfortilt steering wheel. Six angles of adjustment, six ways to get comfortable. Makes getting in and out a lot easier.




Rear window defogger. Push a button and the system blows air across that foggy window in back. Helps clear it.



Turbo Hydra-matic transmission. Standard on Chevrolet Wagons. Optional on Chevelle Wagons. Shifts smoothly through three speed ranges and automatically selects the best overall ratio for your speed.



Remote-control mirror. Adjusting your outside rearview mirror is simple with this convenient unit. You adjust it easily from the driver's seat, even with window shut.



Wheel covers. These wire wheel covers are so detailed they could be mistaken for wire wheels. Full wheel covers are also available.

1973 Specifications

	CHEVROLET WAGONS					CHEVELLE WAGONS			VEGA
	CAPRICE ESTATE	IMPALA	BEL AIR	BISCAYNE	LAGUNA & LAGUNA ESTATE	MALIBU & MALIBU ESTATE	DELUXE	KAMMBACK WAGON	
Body Styles *(V8 only) †(4-cyl. only)	*2-Seat *3-Seat	*2-Seat *3-Seat	*2-Seat *3-Seat	*2-Seat	*2-Seat *3-Seat	*2-Seat *3-Seat	2-Seat *3-Seat	†2-Seat	
Engines: Optional Six Cyl. Optional V8 Optional V8s †(4-cyl. engine)	None 400 454	None 350 400 454	None 350 400 454	None 350 400 454	None 350 350 454	None 307 350 454	250 307 350 454	†140 — †140	
Transmission: Standard Optional	Turbo Hydra-matic None	Turbo Hydra-matic None	Turbo Hydra-matic None	Turbo Hydra-matic None	3-Spd. Manual Turbo Hydra-matic	3-Spd. Manual Turbo Hydra-matic	3-Spd. Manual Turbo Hydra-matic	3-Spd. Manual 4-Spd. Manual Powerglide Turbo Hydra-matic	
Brakes: Front Dia. (ins.) Rear Dia. (ins.) ‡Power assisted standard	11.86 Disc† 12.0 Drum†	11.86 Disc† 12.0 Drum†	11.86 Disc† 12.0 Drum†	11.86 Disc† 12.0 Drum†	11.00 Disc† 11.00 Drum†	11.00 Disc† 11.00 Drum†	11.00 Disc† 11.00 Drum†	9.88 Disc 9.0 Drum	
Turning Circle: Curb-to-Curb (ft.)	44.3	44.3	44.3	44.3	41.4	41.4	41.4	33.0	
Energizer: Standard Six or Four Cyl. Standard V8	61 amp	61 amp	61 amp	61 amp	61 amp	61 amp	45 amp 61 amp	45 amp	
Suspension: Front Rear	Coil Leaf	Coil Leaf	Coil Leaf	Coil Leaf	Coil Coil	Coil Coil	Coil Coil	Coil Coil	
Frame	Perimeter	Perimeter	Perimeter	Perimeter	Perimeter	Perimeter	Perimeter	Unitized Body	
Wheelbase (ins.)	125.0	125.0	125.0	125.0	116.0	116.0	116.0	97.0	
Overall Length (ins.)	226.8	226.8	226.8	226.8	213.4	213.4	213.4	172.2	
Height (ins.) * 2 seat model	58.3*	58.3*	58.3*	58.3*	55.2	55.2	55.2	52.0	
Width (ins.)	79.5	79.5	79.5	79.5	76.6	76.6	76.6	65.4	
Curb Weight (lbs.) 2-seat	4937	4881	4856	4856	4141 (Estate)	4036 (Estate)	3849 (LG)	2376	
Tread (ins.): Front Rear	64.1 64.0	64.1 64.0	64.1 64.0	64.1 64.0	61.5 60.7	61.5 60.7	61.5 60.7	55.2 54.1	
Base Tire Size	L78 x 15	L78 x 15	L78 x 15	L78 x 15	H78 x 14	H78 x 14	H78 x 14	A78 x 13	
Wheel Size	15 x 6	15 x 6	15 x 6	15 x 6	14 x 6	14 x 6	14 x 6	13 x 5	
Minimum Ground Clearance (ins.)	6.5	6.5	6.5	6.5	N.A.	N.A.	N.A.	4.8	
CARGO COMPARTMENT									
Floor Length—Front Seat to Tailgate	100.5	100.5	100.5	100.5	90.2	90.2	90.2	67.4	
Width Between Wheelhouses	48.8	48.8	48.8	48.8	44.5	44.5	44.5	42.6	
Height—Floor to Roof	30.6	30.6	30.6	30.6	30.1	30.1	30.1	28.9	
Tailgate Loading Height	23.2	23.2	23.2	23.2	21.5	21.5	21.5	22.8	
Tailgate Opening Height	29.5	29.5	29.5	29.5	27.4	27.4	27.4	26.1	
Tailgate Opening Width at Floor	48.8	48.8	48.8	48.8	61.2	61.2	61.2	47.4 (at belt)	
Cargo Volume (cu. ft.)— Hidden Comp. not incl.	106.4	106.4	106.4	106.4	85.1 (2-Seat)	85.1 (2-Seat)	85.1 (2-Seat)	50.2	
Fuel Tank Capacity (Imp. gals.)	18.3	18.3	18.3	18.3	18.3	18.3	18.3	9.2	
ENGINES									
(Check your Chevrolet Dealer for availability)	Turbo-Thrift 250 Six	Turbo-Fire 307 V8	Turbo-Fire 350 V8 Opt. L65	†Turbo-Fire 350 V8 Opt. L48	Turbo-Fire 400 V8 Opt. LF6	Turbo-Jet 454 V8 Opt. LS4	140 cu. in. OHC L4	140 cu. in. OHC L4 Opt. L11	
Displacement (cu. in.)	250	307	350	350	400	454	140	140	
HP @ rpm (SAE net)	100 @ 3600	115 @ 3600	145 @ 4000	175 @ 4000	150 @ 3200	245 @ 4000	72 @ 4400	85 @ 4800	
Torque (ft. lbs.) @ rpm (SAE net)	175 @ 1600	205 @ 2000	255 @ 2400	260 @ 2800	295 @ 2000	375 @ 2800	100 @ 2000	115 @ 2400	
Compression Ratio	8.25:1	8.5:1	8.5:1	8.5:1	8.5:1	8.25:1	8.0:1	8.0:1	
Carburetion	1-bbl.	2-bbl.	2-bbl.	4-bbl.	2-bbl.	4-bbl.	1-bbl.	2-bbl.	
Fuel	Regular	Regular	Regular	Regular	Regular	Regular	Regular	Regular	
Exhaust System	Single	Single	Single	Dual	Single	Dual**	Single	Single	
**Single Exhaust System on Chevrolet Wagons: SAE Net HP 215 @ 4000 SAE Net Torque 345 @ 2400									
†Available for Chevrolet Wagons only									

†Available for Chevelle Wagons only

For more information on Suburban see the 1972 Chevrolet Light Duty Truck Catalogue

For more information on Sportvan see the 1972 Chevy Van Sportvan Catalogue

All 1973 Chevrolet engines are equipped with advanced exhaust emission control systems, and are designed to operate efficiently on all regular grade gasolines including low-lead or no-lead. In addition to the lower exhaust emissions attainable, there are benefits in longer life for your spark plugs, exhaust system and other engine components. If these no-lead, low-lead gasolines are not available, any leaded regular grade gasoline with a research octane number of 91 or higher may be used.

The illustrations or descriptions in this catalogue do not necessarily show standard colors, materials and equipment. General Motors of Canada Limited, reserves the right to make changes at any time without notice, in prices, colors, materials, equipment, specifications and models and also to discontinue models. This right may be exercised without incurring any responsibility with regard to cars previously sold.

GENERAL MOTORS OF CANADA LIMITED, OSHAWA, ONTARIO

General Motors Progress Report

Convenience, comfort, pleasure and value for your money.

We try to do our best every year to offer a little more of all these qualities in our cars.

And we have other goals.

To build cars that help protect their occupants while helping to prevent accidents.

And to build cars that run cleaner.

General Motors is making significant progress in both these areas.

For 1973 General Motors passenger cars, for instance, have steel side guard beams protection on all doors. There is an alert system to warn the driver and his right front passenger to buckle up lap and shoulder belts. All new GM cars have improved front bumpers. And these features are standard equipment.

Cleaner running cars. Over the years, as a result of many engine improvements and the installation of various emission control systems, the amount of pollutants from our cars has been dramatically reduced in the areas of hydrocarbon emissions, carbon monoxide emissions and oxides of nitrogen. For instance, in 1973 we have added Exhaust Gas Recirculation system which will further reduce oxides of nitrogen.

In addition, all our engines are able to operate efficiently on unleaded, low leaded or any leaded regular gasoline with a research octane of 91 or higher.

Nevertheless new systems are continuously being explored and tested that should help us achieve our goals.

Meanwhile you can help by maintaining your own car in good operating condition and by having it tuned regularly.

And, in the area of safe motoring, you can help by having everyone in your car wearing seat belts when in motion and by driving defensively at all times.

Reassurance Features

OCCUPANT PROTECTION

Seat belts with pushbutton buckles for all passenger positions • Single-buckle seat and shoulder belts for driver and right front passenger with reminder light and buzzer • Two front seat head restraints • Energy-absorbing steering column • Passenger-guard door locks with forward-mounted lock buttons • Safety door latches and hinges • Folding seat back latches • Energy-absorbing padded instrument panel and front and intermediate seat back tops • Contoured windshield header • Thick-laminate windshield • Padded sun visors • Safety armrests • Safety steering wheel • Side-guard door beams • Contoured full roof inner panel.

ACCIDENT PREVENTION

• Side marker lights and reflectors (front side marker lights flash with direction signal) • Parking lights that illuminate with headlights • Four-way hazard warning flasher • Backup lights • Lane-change feature in direction signal control • Windshield defroster, washers and dual-speed wipers • Wide-view inside day/night mirror (vinyl-edged, shatter-resistant glass and deflecting support) • Outside rear-view mirror (for driver and passenger side on Chevrolet wagons) • Dual master cylinder brake system with warning light • Starter safety switch • Dual-action safety hood latch • Improved bumper system.

ANTI-THEFT

• Anti-theft ignition key warning buzzer • Anti-theft steering column lock • Inside hood latch release.



GENERAL MOTORS OF CANADA LIMITED, OSHAWA, ONTARIO

