

CHRYSLER '66



SPORT 300 2-DOOR HARDTOP

NEW YORKER·300·WINDSOR

What is the Chrysler way of life? These pages will give you an inkling... they convey the sense of luxury, the superb elegance of line, the painstaking attention to detail that is a part of every 1966 Chrysler. But for a true understanding of the Chrysler way of life, you will have to experience for yourself the remarkable comfort, the riding ease, and the exciting feeling of top performance that are unmistakable Chrysler hallmarks. As you leaf through this brochure, you will recognize that the distinguished styling of each Chrysler series is the true embodiment of all that is best in car design. Move up... enjoy the Chrysler way of life.



NEW YORKER: PRIDE OF THE PRESTIGE PARADE

The sleek New Yorker 4-Door Hardtop embodies all the stay-ahead styling and inherent good taste you expect in the flagship of the Chrysler fleet. Glittering stainless steel mouldings enhance the long, low body lines; a wide covering of satin-finish stainless steel is tastefully applied to the lower body areas. And see how the padded vinyl covering on the side panel adds an elegant "custom" touch! Beneath that long, smooth hood is a powerful new engine—the outcome of new advances in production technology—a mighty V-8 with a displacement of 440 cubic inches, the largest displacement engine in Chrysler history.



CHRYSLER NEW YORKER STANDARD EQUIPMENT

440 cu. in. V-8 engine • Torque-Flite column-mounted control • 3-speed automatic transmission • Arm rests—front and rear • Wheel covers • Illuminated electric clock • Colour-keyed floor carpeting • Heater and defroster • Instrument panel safety cushion • Back-up lights • Courtesy light • Ash receivers, front and back • Glove box light • Parking brake warning light • Trunk light • Illuminated oil pressure dial • Front and rear safety belts with retractors • Parallel action, variable-speed windshield wipers • Windshield washers • Removable rear wheel fender skirts • Unitized body structure • Satin finish stainless steel coverings on sills • 32,000-mile interval lubrication • 4,000-mile, 3-month oil change intervals • 5-year or 50,000-mile power-train warranty • 12-month or 12,000-mile vehicle warranty • Power steering • Chromed die-cast deck ornaments, and deck script name plate • Exclusive New Yorker grille • Fender mounted turn signals • Prismatic inside mirror • Outside remote-control rear view mirror • Power brakes • Undercoating and hood silencer • Front and rear seat cigar lighter • Front bumper guard • Centre arm rests • Wood-grained vinyl insert on instrument panel face • Carpeting in luggage compartment and on lower portions of door panel • Walnut wood grain vinyl band across centre of door panel • Lower body side and front wheel opening mouldings • Padded vinyl pillar covering (Hardtops) • Stainless drip rail covers • Full vinyl roof on 6-window Town Sedan.

HANDSOME HARDTOP

The stylish New Yorker 2-Door Hardtop, seen at left, brings a dashing new personality to the road. Available in 18 high-fashion colours, gleaming with bright chrome and stainless steel, it has a host of thoughtful details... like the curved side-glass, a carpeted luggage compartment, the elegant wheel covers, the remote control exterior mirror. Here's a hardtop that provides a supreme sample of the quality that has made the New Yorker name famous.



NEW YORKER TOWN SEDAN

Elegance and beauty are perfectly blended in the New Yorker 4-Door Town Sedan. With its six spacious windows and exclusive vinyl-covered roof, the Town Sedan has an air of distinction that makes it stand out in any surroundings. Curved side-window glass provides unlimited visibility, enhances the Town Sedan's distinctiveness. Die-cast turn signal indicators on front fenders show unmistakably when turn signals are flashing.



NEW YORKER 4-DOOR SEDAN INTERIOR



Enter the elegant world of the New Yorker, and you find yourself in the lap of luxury and comfort . . . with plenty of room to relax and stretch out as you travel. New Yorker interiors abound in gracious touches . . . like the wood panel insert on the instrument panel, the pull-down centre arm-rests, front and rear, (rear only 2-Door Hardtop), the deep pile carpeting. Notice the new safety inside door handle, integrated with the door arm-rest. New Yorker also offers a new optional reclining bucket passenger seat with built-in headrest.




Elegance and beauty are perfectly blended in the New Yorker 4-Door Town Sedan. With its six spacious windows and exclusive vinyl-covered roof, the Town Sedan has an air of distinction that makes it stand out in any surroundings. Curved side-window glass provides unlimited visibility, enhances the Town Sedan's distinctiveness. Die-cast turn signal indicators on front fenders show unmistakably when turn signals are flashing.

NEW YORKER TOWN SEDAN



THE SPORT-BRED CHRYSLER

All systems are "go" when you slip behind the wheel of the all-new Sport 300 2-Door Hardtop! This exciting Hardtop typifies the standout style of the Sport 300—the series with a dashing personality all its own. Here is the ultimate in sports-car spirit . . . combined with the luxury and splendour that go with Chrysler quality!




SPORT 300: THE NEW SPORTS STAR FOR 1966

For sheer excitement there is nothing like the dynamic Sport 300, available as a dashing 2-Door Hardtop or Convertible. From every angle, the Sport 300 has a distinctiveness about it that sets it apart from other cars. The strong and simple lines of the die-cast, bright chromed grille are reinforced by the centre-peaked hood with its flaring windsplit and decorative medallion. At the rear, the Sport 300 has a clean, contemporary look, featuring impressive tail lights that wrap right around the rear quarters. And there's power to match its jet-age styling: a blazing standard equipment 365-cubic-inch V-8 engine with a four-barrel carburetor . . . for the utmost in performance you can specify the optional 440-cubic-inch power pak V-8, with the new "twin spark" air cleaner and dual exhausts . . . aptly called the "440 TNT." And there are a host of other ultra-modern "extras" like power steering, windshield washers, pull-down arm rest.



the
of
all-
ard



Inside Sport 300, there's a wealth of lavish luxury . . . like this optional reclining passenger bucket seat. Built into this remarkably comfortable new seat is an adjustment mechanism capable of infinite setting within a 45-degree angle . . . and the integral headrest can be raised to four different heights to give the ultimate in relaxation and convenience. Simple to operate, this luxurious seating design has a clean, slim appearance that matches the Sport 300 lively look!



SPORT 300 CONVERTIBLE

The spirit of youth and vitality sparkles in every line of the lithe Sport 300 Convertible. Combining breeziness and beauty of styling, this is a convertible that has everything! Tops are available in black, white or blue . . . and the power lift is standard equipment.



300 4-DOOR SEDAN

THE CHRYSLER 300

For 1966, the Chrysler 300 series brings you a masterful blend of the practical and the prestigious. Long, low lines, accentuated by a massive gleaming grille, give the 300 a true "action look" — and it's a look that's not belied by the 300's husky power plant. Standard is a 383-cubic-inch 4-barrel carburetor V-8, while available as an option is a sporty "140 TNT" twin snorkel 440-cubic-inch engine, featuring a four-barrel carburetor and dual exhausts. Silent-shifting automatic Torque-Flite transmission, makes driving a breeze. Combined with Chrysler's famous Torsion-AIR suspension, these mechanical advances give the 300 a smooth silent ride that's hard to match in any class. Roomy interiors, with carpeted floors, colour-co-ordinated and exclusive cloth-and-leather-like vinyl upholstery, bring luxury to life, and new dimensions of comfort to your motoring. To reach the ultimate in relaxation on the road, you can specify the optional bucket seat interior (except 4-Door Sedan) which features a truly adjustable reclining passenger seat equipped with a built-in, adjustable headrest. These and many more fabulous features make the Chrysler 300 for 1966 one of the finest cars going.

EXCITING 300 SEDAN

The distinguished 300 4-Door Sedan offers the utmost in practicality and convenience, yet pampers your pride in true Chrysler style. Stainless steel drip rail covers point up the long handsome body lines, clean contemporary styling complements your good taste. Big, wide doors, with plenty of headroom, make it easy for you to enter the spacious interior. Curved side-glass adds to its spaciousness.



THE 300 2-DOOR HARDTOP

Distinctly individual is the look of the 300 2-Door Hardtop. The front end decor, centred on the bold, 300 grille in gleaming, die-cast chrome, gives it a "stand-out" quality that is immediately recognizable. Massive, deep bumpers add to the air of authority and dignified dressiness.






Interiors of '66 models feature luxurious jacquard-weave cloth in a truly contemporary design, set off by gleaming leather-like vinyl bolsters. Instruments are perfectly located for easy reading, and there are a host of convenience features such as the handy coin-holder in the twin ash receiver drawer, tissue dispenser and sliding tray for maps and manuals built conveniently into the glove compartment.



THE 300 2-DOOR HARDTOP
Distinctly individual is the look of the 300 2-Door Hardtop. The front end decor, centred on the bold, 300 grille in gleaming, die-cast chrome, gives it a "stand-out" quality that is immediately recognizable. Massive, deep bumpers add to the air of authority and dignified dressiness.



CHRYSLER 300 SERIES STANDARD EQUIPMENT

383-cu. in. V-8 engine • Torque-Flite column mounted control • 3-speed automatic transmission • Arm rests—front and rear • Cigar lighter • Illuminated electric clock • Colour-keyed floor carpeting • Heater and defroster • Instrument panel safety cushion • Back-up lights • Courtesy lights • Ash receivers, front and back • Glove box light • Parking brake warning light • Trunk light • Illuminated oil pressure dial • Electric convertible top lift • Front and rear safety belts with retractors • Wheel covers • Parallel action, variable-speed windshield wipers • Windshield washers • Removable rear wheel fender skirts • Fender mounted turn signal indicator lights on Sport 300 • Inside and Outside rear view mirrors • Unitized body structure • Bright finish, body side mouldings • Stainless drip rail covers • 32,000-mile interval lubrication • 4,000-mile/3-month oil change intervals • 5-year or 50,000-mile power-train warranty • 12 month or 12,000-mile vehicle warranty • Power Steering • Bucket seats (Sport 300 only) • Distinctive 300 grille • Chromed die-cast hood and deck ornaments, louvers, and deck script-name plate.

THE 300 4-DOOR HARDTOP

The trim roof line of the 300 4-Door Hardtop gives it a strong convertible flavour. And notice how the hairpin windsplit on the hood gives the whole front end a feeling of action, while the circular hood ornament draws the design into sharp focus. Distinctive good looks stand out in every inch of this handsome hardtop, leading to one conclusion: Obviously, this is a hardtop with flair to spare!



300 2-DOOR HARDTOP

THE 300 2-DOOR HARDTOP
Distinctly individual is the look of the 300 2-Door Hardtop. The front end decor, centred on the bold, 300 grille in gleaming, die-cast chrome, gives it a "stand-out" quality that is immediately recognizable. Massive, deep bumpers add to the air of authority and dignified dressiness.



300 4-DOOR HARDTOP

WONDERFUL WINDSORS

The 1966 Windsor series comes on strong—strong in vibrant good looks, powerful in action and performance. Truly, it gives you all the luxury benefits of Chrysler quality at an affordable price. There's plenty of "go" in the muscular, 383-cubic-inch 2 barrel carburetor V-8 engine ...and for those who want real sports action, the "440 TNT" twin-smorkel 440-cubic-inch 4 barrel carburetor power plant is available as an option. Windsor body model choices include 2 and 4-Door Hardtops, 4-Door Sedan and Convertible.



CAREFREE CONVERTIBLE

This is the easy-to-own Chrysler Windsor Convertible ... a wonderful way to enjoy the Chrysler way of life! In every way a glamorous adventurer that can be tailored to fit your every need from bucket seats with console shift to a choice of three colours in the power-operated top.

WONDERFUL WINDSORS

The 1966 Windsor series comes on strong—strong in vibrant good looks, powerful in action and performance. Truly, it gives you all the luxury benefits of Chrysler quality at an affordable price. There's plenty of "go" in the muscular, 383-cubic-inch 2 barrel carburetor V-8 engine ...and for those who want real sports action, the "440 TNT" twin-smorkel 440-cubic-inch 4 barrel carburetor power plant is available as an option. Windsor body model choices include 2 and 4-Door Hardtops, 4-Door Sedan and Convertible.



CAREFREE CONVERTIBLE

This is the easy-to-own Chrysler Windsor Convertible ... a wonderful way to enjoy the Chrysler way of life! In every way a glamorous adventurer that can be tailored to fit your every need from bucket seats with console shift to a choice of three colours in the power-operated top.

WINDSOR 2-DOOR HARDTOP INTERIOR



Roomy, comfortable Windsor interiors are set off by durable shaft-loomed body cloth upholstery. The vinyl-covered bolsters and centre panel suggest a bucket-seat motif and provide unbeatable comfort. And the practical and beautifully pleated vinyl-covered door panels are luxury highlights. Thick pile floor carpeting and padded instrument panel covering are both standard equipment. All vinyl bucket seats as shown in car at right are also available for hardtops and convertibles.



WINDSOR 4-DOOR SEDAN

CHRYSLER WINDSOR STANDARD EQUIPMENT

383-cu. in. V-8 engine • Torque-Flite column-mounted control • 3-speed automatic transmission • Arm rests—front and rear • Cigar lighter • Illuminated electric clock • Colour-keyed floor carpeting • Heater and defroster • Instrument panel safety cushion • Back-up lights • Courtesy lights • Ash receivers, front and back • Glove box light • Parking brake warning light • Trunk light • Illuminated oil pressure dial • Electric convertible top lift • Front and rear safety belts with retractors • Wheel covers • Parallel action, variable-speed windshield wipers • Windshield washers • Removable rear wheel fender skirts • Inside and outside rear view mirrors • Unitized body structure • Double track aluminum lower body side mouldings • Stainless drip rail covers • 32,000-mile interval chassis lubrication • 4,000-mile/3-month oil change intervals • 5-year or 50,000-mile power-train warranty • 12-month or 12,000-mile vehicle warranty.



WINDSOR 4-DOOR HARDTOP

WINDSOR 2-DOOR HARDTOP

There is no car in its price class that has the clean contemporary lines of the Windsor 2-Door Hardtop. Its youthful flair is well matched by its nimble manoeuvrability—and the famous Chrysler Torque-Flite automatic transmission makes this Hardtop a joy to drive. Typical of Windsor verve ... and value.



WINDSOR 2-DOOR HARDTOP

There is no car in its price class that has the clean contemporary lines of the Windsor 2-Door Hardtop. Its youthful flair is well matched by its nimble manoeuvrability—and the famous Chrysler Torque-Flite automatic transmission makes this Hardtop a joy to drive. Typical of Windsor verve ... and value.



CHRYSLER TOWN AND COUNTRY WAGONS BEAUTY, COMFORT AND VERSATILITY

For 1966, Chrysler introduces a whole new series: the Town and Country Station Wagons 6 and 9 passenger. With a proud new individuality all their own, these Wagons blend traditional Chrysler high-fashion styling with practicality and versatility. Town and Country Wagons have a distinctive type of body ornamentation, highlighted by a stripe of simulated wood grain applique between the lower body side mouldings. Stainless steel sparkles on the drip rail cover and roof mouldings, on the pillar finish mouldings and on the upper door covers. Fender-mounted turn signal indicators and back-up lights are standard equipment—and so are elegant wheel covers. Options include reclining bucket seats, roof luggage rack, air conditioning, power windows and disc brakes.

CHRYSLER TOWN AND COUNTRY WAGONS STANDARD EQUIPMENT

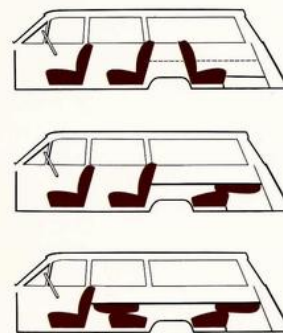
Bumper guards with step pads (9-Pass. only) • Carpeted luggage area • Fender mounted turn signal indicators • Electric tail gate window lift • Power steering • Power Brakes • 383 cu. in. V-8 engine • Torque-Flite column mounted control • 3-speed automatic transmission • Arm rests—front and rear • Cigar lighter • Illuminated electric clock • Colour-keyed floor carpeting • Heater and defroster • Instrument panel safety cushion • Back-up lights • Courtesy lights • Ash receivers, front and back • Glove box light • Parking brake warning light • Illuminated oil pressure dial • Front and rear safety belts with retractors • Wheel covers • Parallel action, variable-speed windshield wipers • Windshield washers • Inside and Outside rear view mirrors • Unitized body structure • Double track aluminum lower body side mouldings • Stainless drip rail covers and roof mouldings • 25,000-mile interval chassis lubrication • 4,000-mile (3 month oil change intervals • 5-year or 50,000-mile power-train warranty • 12-month or 12,000-mile vehicle warranty.



TOWN AND COUNTRY 6-PASSENGER WAGON



TOWN AND COUNTRY 9-PASSENGER WAGON



The versatile Town and Country Nine-Passenger Station Wagon adapts easily to whatever task you set it. For all-passenger use (top picture) it provides room and comfort for everyone aboard; for medium sized loads, the third seat folds down easily (second picture). And for really bulky cargo, (third picture) the second and third seats fold down to give you a loading floor that's really long (8 feet!) and covered with heavy duty vinyl for extra durability.

JEERING FEATURES



combines beauty and true utility. Instruments are carefully grouped for easy reading. The twin ash receiver drawer (top picture) and meter feeding... a tissue dispenser and map and manual tray are built into glove compartment. Wood-grain panel meet highlights centre panel face on New Yorker models (as shown above). A full-width cushion panel top is standard on all Chrysler models.

An outstanding safety feature on all 1966 Chrysler is the "belt buckle" inside door handle. Shaped like the buckle of a safety belt, and opening in much the same manner, the new handle is less prone to accidental opening.



Dependable Chrysler alternator produces current even while engine is idling, ensuring steady power flow.



Time-tested Torsion-Air suspension, with torsion bars, leaf springs, offset shock absorbers, gives extra smooth ride.



Chrysler's Seven-Stage, Deep Dip roof structure, amount body components. Acrylure acrylic body enamel is brilliant, durable.



All Chrysler models are equipped with powerful V-8 engines as standard equipment. Optional choices let you pick your power.

CHRYSLER TOWN AND COUNTRY WAGONS BEAUTY, COMFORT AND VERSATILITY

For 1966, Chrysler introduces a whole new series: the Town and Country Station Wagons 6 and 9 passenger. With a proud new individuality all their own, these Wagons blend traditional Chrysler high-fashion styling with practicality and versatility. Town and Country Wagons have a distinctive type of body ornamentation, highlighted by a stripe of simulated wood grain applique between the lower body side mouldings. Stainless steel sparkles on the drip rail cover and roof mouldings, on the pillar finish mouldings and on the upper door covers. Fender-mounted turn signal indicators and back-up lights are standard equipment—and so are elegant wheel covers. Options include reclining bucket seats, roof luggage rack, air conditioning, power windows and disc brakes.

CHRYSLER TOWN AND COUNTRY WAGONS STANDARD EQUIPMENT

Bumper guards with step pads (9-Pass. only) • Carpeted luggage area • Fender mounted turn signal indicators • Electric tail gate window lift • Power steering • Power Brakes • 383 cu. in. V-8 engine • Torque-Flite column mounted control • 3-speed automatic transmission • Arm rests—front and rear • Cigar lighter • Illuminated electric clock • Colour-keyed floor carpeting • Heater and defroster • Instrument panel safety cushion • Back-up lights • Courtesy lights • Ash receivers, front and back • Glove box light • Parking brake warning light • Illuminated oil pressure dial • Front and rear safety belts with retractors • Wheel covers • Parallel action, variable-speed windshield wipers • Windshield washers • Inside and Outside rear view mirrors • Unitized body structure • Double track aluminum lower body side mouldings • Stainless drip rail covers and roof mouldings • 25,000-mile interval chassis lubrication • 4,000-mile (3 month oil change intervals • 5-year or 50,000-mile power-train warranty • 12-month or 12,000-mile vehicle warranty.



NEW YORKER



300 AND SPORT 300



WINDSOR



C1966

The trim, distinctive design of the three Chrysler '66 grilles emphasizes the individuality that's so striking in each 1966 series... and this distinction has been carried through from any point of view—front, side or top—to give each series its own personality. And yet there is that inherent quality about every model that says... "This is a Chrysler." For 1966, Chrysler has combined creativity and craftsmanship to bring you the finest automotive products yet. That's why this is the ideal year for you to Move up—enjoy the Chrysler way of life.

ENGINEERING FEATURES

THE HEART OF YOUR CHRYSLER

The engine is the heart of your Chrysler—that's why Chrysler engineers take special pains to build reliability and rugged strength into every engine component. For 1966, new advances in engine casting techniques have brought about an increase in cylinder size. The 440-cubic-inch displacement V-8 engine, with its 10:1 to 1 Compression Ratio, is actually the largest displacement engine Chrysler has ever offered. The 4-barrel carburetor, silenced air cleaner and single exhaust version is standard equipment for New Yorker Models. A power pak "440 TNT" version with twin snorkel air intake and dual exhausts is available for Windsor, 300, Sport 300 and Town and Country Models. For the range of engine options available for Chrysler see "Engine" Chart in Specification Section of this catalogue. Whatever Chrysler you choose, you'll be delighted with its outstanding power and efficiency.



New fixed-caliper disc brakes (available as an option) provide more stopping power, high "fade" resistance.



Exclusive Safety-Rim Wheels hold tire in place in the event of a blowout, ensure safe, certain emergency stops.



Dependable Chrysler alternator produces current even while engine is idling, ensuring steady power flow.



Time-tested Torsion-Air suspension, with torsion bars, leaf springs, offset shock absorbers, gives extra smooth ride.



Chrysler's Seven-Stage, Deep Dip roof structure, amount body components. Acrylure acrylic body enamel is brilliant, durable.



All Chrysler models are equipped with powerful V-8 engines as standard equipment. Optional choices let you pick your power.

PERSONALIZE YOUR CHRYSLER

A wide selection of optional equipment and accessories lets you tailor your Chrysler to your own personal needs and tastes. Here are just some of the items available to add to the pleasures of your 1966 Chrysler.

1. Auto Pilot automatic speed control takes the strain out of long trips. Simply set the Pilot, select your desired cruising speed, and relax . . . the selected speed will be maintained regardless of terrain. Yet a touch of your foot on the brake or accelerator overrides Pilot immediately.

2. Shorten the miles with music . . . Chrysler auto radio installations offer a wide range of AM and AM-FM receivers, some available with rear seat speaker, reverberator, other audio extras . . . you'll find a Chrysler auto radio the best driving companion ever!

3. Child Guard Rear Door Locks add real peace of mind to family outings. This safety feature keeps adventurous little hands from opening rear doors by accident.

4. Tilt/Telescope Steering Wheel lets you adjust both distance and angle of wheel to suit your own driving posture . . . even lets you change while you drive! Wheel tilts to any one of 6 different positions, can be adjusted through a range of 3.1 inches in telescope action.

5. New separate rear seat heating system provides 25% increase in total heating capacity, substantial increase in rear-seat temperatures. The system also doubles as rear-window defroster and defogger, makes for safer driving under severest weather conditions.

6. Power Assists. A. Full-time power steering for fingertip control. B. Power brakes for less pedal effort. C. 6-way power seat adjuster. D. power window lifts. E. power radio antenna, also available is a deck lid release (handily located in the lockable glove box).


7. Sleek, handy console is available for installation with all bucket-seat equipped Chryslers. Chromed die-cast top surface has textured aluminum insert, while large lockable side-opening storage compartment is an extra convenience.

8. Safeguard Sentinel Light system works two ways for your convenience and safety: turns on headlights, taillights, instrument lights automatically when dusk arrives. 9. Time-delay control keeps lights on for pre-set time after you leave car, lights your way into home from garage or driveway, then turns off automatically.

Ask your dealer about these additional Chrysler options:

- Reclining bucket passenger seat with built-in adjustable headrest
- Rear window defogger
- Emergency flasher
- Blue tinted glass
- Fender mounted turn signal indicator
- Trailer towing package
- Air conditioning
- Prismatic inside mirror
- Remote control rear view mirror
- Head rest—driver's seat
- Undercoating
- Sure-Grip differential

*Not all items of these items are standard equipment on all Chrysler models. Not available on others. Price Chrysler dealer's price, excluding taxes.



FAMOUS CHRYSLER 5-YEAR, 50,000-MILE POWER-TRAIN WARRANTY

Behind the beauty and eye appeal of all the Chrysler models shown in these pages lies the solid engineering tradition that is exemplified in Chrysler's unique 5-year/50,000-mile Power-Train Warranty. Quite simply, this warranty means what it says: should any major power-train component fail through defect in materials or workmanship, within 5-years or 50,000 miles driving, it will be repaired or replaced free of charge. This includes both parts and labour. (Any Chrysler dealer will be glad to explain how easy it is to comply with the simple steps necessary to maintain this warranty.)

The Warranty covers all the main power-train components including engine block, head and internal engine parts, intake manifold, water pump, transmission case and internal parts, drive shaft, universal joints, torque converter, rear axle and differential and rear wheel bearings.

It will be honoured by any Chrysler dealer anywhere in Canada or the United States. This warranty tells you two important things about Chrysler dealers; how much confidence they have in the way Chrysler products are built . . . and how much concern they feel for those who buy a Chrysler.

'66 CHRYSLER SPECIFICATIONS

BRAKES: Self-Adjusting—Servo-Contad—Self Energizing with bonded linings. Drum diameter 11" on all models. Power brakes standard on New York; available at extra cost on Windsor and 300 models.

COOLING SYSTEM: Thermostatic by-pass control. Pressure vent radiator cap. Coolant capacity 14.1 imperial quarts.

DIMENSIONS: Wheelbase: Windsor, 300 and New York 124.0". Town and Country Wagons 121.0". Overall length all models (except 300 Series) 219.0". 300 Series 221.0". Overall width: All models 73.1". Town and Country Wagons 79.4". Track: All models—front 62.0", rear 60.7". Town and Country Wagons—front 62.2", rear 61.0".

DRIVE: Inboard drive through rear springs. Hypoid flanged rear axle with 2.78 to 1 ratio on Windsor, 300, New York and Town and Country Wagons; 3.13 to 1 ratio on Sport 300 model and for all optional engines.

ELECTRICAL SYSTEM: Battery: 12 volt, 78-plate, 70-amp-hr. Lead-proof battery cover standard on all models, 37 amp alternator on all models. Water-proof ignition, electric windshield wipers and directional signals. Starter motor with 8-throw clutch provides high torque capacity.

ENGINES						
Displacement	Carburetor	Exhaust	Air Cleaner	Windsor 300	Town & Country Wagons	New York
363 cu. in. 1, 2 bbl.	single	aligned	Std.	Std.	Std.	Std.
263 cu. in. 1, 4 bbl.	single	aligned	Std.	Std.	Std.	Std.
140 cu. in. 1, 4 bbl.	single	aligned	Std.	Std.	Std.	Std.
440 cu. in. 1, 4 bbl.	dual	2 parallel	Std.	Std.	Std.	Std.

FUEL SYSTEM: Carburetors, dual down-draft on Windsor, Town and Country Wagons, and four barrel down-draft on 300, Sport 300 and New York. Automatic intake manifold heat control, automatic choke, dual filtration units. Fuel capacity—20.8 imperial gallons, (10.3 imperial gallons for Town and Country wagons.)

STEERING: Low effort manual, with recirculating ball steering gear, standard on Windsor. Constant control power steering with quick 3/4 turn lock-to-lock, standard on Town and Country Station Wagons and New York, optional on Windsor. Mandatory option on 300 models.

SUSPENSION: Time-tested Torsion-Air suspension. Front ball-joint pivots and high chrome steel torsion bars in front, extended leaf springs at rear, with heavy bar and offset shock absorbers mounted vertically at each wheel.

TRANSMISSIONS: Column-mounted control Torque-Flite, fully automatic torque converter with 3-speed gear set, standard. Certain models have special optional packages that include floor-mounted gear selector for automatic transmission.

WHEELS AND TIRES: Safety Rim Wheels. Standard low-profile "Chrysler" tire sizes: Windsor 8.25 x 14, 300 and New York 8.55 x 14, Town and Country Wagons 8.00 x 14.

EVERY CHRYSLER IS WARRANTED FOR 5 YEARS OR 50,000 MILES (WHICHEVER FIRST OCCURS) FOR MAJOR POWER-TRAIN COMPONENTS. IN ADDITION TO NORMAL 12 MONTHS OR 12,000 MILE (WHICHEVER FIRST OCCURS) WARRANTY, YOUR DEALER HAS FULL DETAILS.

NOTE: Complete measurement of its products requires Chrysler Canada Ltd., to reserve the right to change specifications and equipment without obligation, from time to time, and without notice. Dealer's responsibility is to ensure that the vehicles described in the advertising material conform to the specifications of Chrysler Canada Ltd. Note that this is standard.

NOTES



SPORT 300 2-DOOR HARDTOP

 **CHRYSLER**
CANADA LTD.

LITHO'D IN CANADA C-661E

CHI