


1961 **CHEVROLET** **STURDI-BILT** TRUCKS

**FORWARD
CONTROL
MODELS**

Worth More because they work More





ROUTE-READY STEP-VANS IN 3 BODY LENGTHS

Whatever your door-to-door delivery chore, there's a 1961 *Chevrolet Step-Van* complete with body, sized right to do it right. The durable bodies mounted on tough *Forward Control* chassis are specifically engineered as a unit, for extra convenience . . . extra stamina . . . extra profitable operation on this special kind of demanding job.


Model P2345 offers an 8 ft. body length on 104" wheelbase; model P2545 comes equipped with a 10 ft. body on a 125" wheelbase; and model P2645 carries a 12 ft. body on a 137" wheelbase.

Here's a range of body lengths that let you suit your work to a "T".

Chevy Step-Vans are the perfect answer to more profitable deliveries by: Bakeries, Dairies, Dry Cleaners, Delivery Firms, Linen Suppliers, Plumbers, Beverage Distributors, Department Stores, Florists, Appliance Dealers, Mobile Workshops, Transfer Companies, Confectioners, Diaper Services, Furniture Stores, Laundries, Mobile Libraries, Vending Machine Firms.




COMFORTABLE DRIVER COMPARTMENT ADDS TO STEP-VAN EFFICIENCY



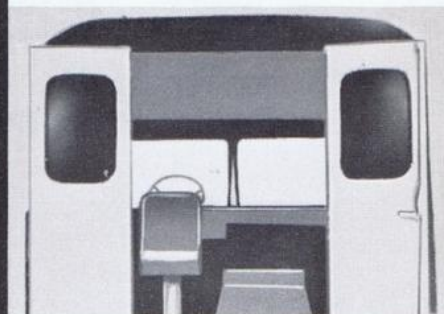
Easy visibility stems from the full wraparound windshield equipped with extra-long, heavy-duty wipers for safer working in wet weather. There's plenty of leg and head room, and a big, walk-in doorway 66 inches high. Low step height and anti-skid flooring make it easier and safer to step in and out. Thorough insulation on the body side panels, roof and underbody keeps the cab comfortable and quiet.

*Convenience options include a foam rubber driver's seat, second seat for driver's helper (chair or folding type), and a partition that closes off the load area . . . features that help keep drivers safe, comfortable and efficient.


**CHECK THE HOST OF BUILT-FOR-WORK FEATURES THAT
ASSURE LOW-COST, ON-SCHEDULE DELIVERY SERVICE**




DRIVER SAFETY AND BODY DURABILITY are greatly increased by the rigid "A" frame front-end construction.




DOUBLE REAR DOORS 38" wide with rugged full-length hinges, are standard. *Extra-wide 60" and 72" doors are optional.



SAFE ALL-WEATHER EXIT AND ENTRY is assured by skid-proof tread design on driver's compartment floor.




STURDY U-CHANNEL WRAPAROUND REAR BUMPER protects body against damage and offers a handy step to the load compartment.




ENGINE ACCESS DOOR enables you to check oil level and battery, quickly and conveniently. Engine housing is readily removable for extensive servicing.




CORRUGATED 18-GAUGE STEEL CARGO FLOOR gives rigid support. Free-sliding surface eases heavy-cargo handling. *Smooth 11-gauge steel floor is optional.



INCH-THICK FIBERGLAS INSULATION in body sides and roof *permanently* protects interior against sound, heat and cold. Underbody is undercoated, as well.



RECTANGULAR REAR WHEELHOUSING DESIGN allows maximum usable cargo space. Housings for dual rear wheels are optional at no extra cost.




Chevy Forward Control STURDI-BILT FOR SP

1961 Chevrolet Forward Control Chassis are built for maximum profit deliveries every day in the week. Constructed to carry a whopping 10,000 lb. maximum G.V.W., the 104" wheelbase model P2342 is designed for an 8-foot body; 125" wheelbase model P2542, for a 10-foot body; and 137" wheelbase model P2642, for a 12-foot body . . . to suit the full range of multi-stop operations. All three models are powered by Chevy's tough, gas-saving Thriftmaster Special 6 engine.


Among the many work and money Chevrolet ball-bearing radius, Torque-Ac (*Hydrovac power ease). Solid money Chevrolet Forward Control maximum earning



SLIDING SIDE DOORS close flush with body exterior—roll quietly on ball bearings and nylon guide bushings.



DEEP-CUSHIONED SEAT IS FULLY ADJUSTABLE—forward or back, up or down. Folds under steering wheel to afford easy access to load compartment.




HANDY PARCEL TRAY atop engine housing, offers easy storage of small items or parcels for next delivery.




LEAK-PROOF SLIDING WINDOW on driver's side, opens easily for signalling and ventilating.

Control Chassis SPECIAL BODIES




Proven features that help you save time, a big heavy-duty clutch, easy-going steering, combined with a short turning radius and brakes for easy, safe, straight-line stops. Brakes are optional for even more braking power. Proven components like these prove Chevrolet chassis are built from the road up for any job they tackle.



THRIFTMASTER SPECIAL 6

A natural to power Step-Van and Forward Control chassis models. It is loaded with ability to cut costs on the most demanding door-to-door delivery schedule. Developing 135 h.p., with a high-efficiency 8.25 to 1 compression ratio and economy-contoured crankshaft, it offers peak performance on regular grade gas, with plenty of "go" for hurry-up runs across town.

*Optional at extra cost



Optional 72" door opening illustrated

ROOMY, RUGGED STEP-VANS

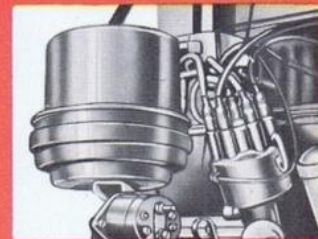
Step-Van loading or unloading is quick and easy with a load compartment that's lined throughout with smooth 24-gauge steel panels. There are no projections to interfere with cargo packing. Wheelhousings' rectangular design adds to load area. The spacious interior is fully protected by the insulated and watertight body construction.

Double rear doors with big 38" openings are standard; *extra-wide 60" and 72" openings are optional. You can count on hefty body protection, with a husky U-channel rear bumper that does double-duty as a handy load compartment step . . . a typical example of the many features that make the Step-Van the popular answer to dependable, low cost, and on-schedule route deliveries.

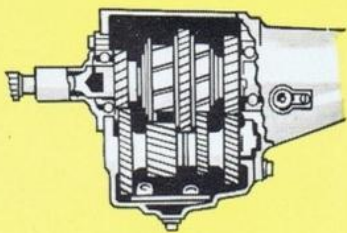


Economy Contoured Camshaft

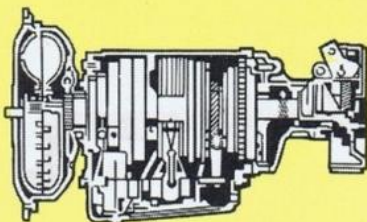
Shaped for optimum valve timing and lift, to ensure good fuel economy and high torque in low and medium speed ranges. Especially designed to stretch gas mileage.



OIL-BATH AIR-CLEANER removes dust and grit from air before it enters the engine, where it can cause excessive wear. Buyers often have to pay extra for this vital engine saver . . . but it's standard on Chevy.



3-SPEED SYNCHRO-MESH TRANSMISSION is standard for velvet-smooth shifting. *3-speed Heavy-Duty and 4-speed units are optional. Shift lever is mounted on the steering column in 3-speed models.



***HYDRA-MATIC TRANSMISSION** that features automatic shifting, reduces driver fatigue. Fluid coupling virtually eliminates costly drive-line failure.




FULL-FLOATING REAR AXLE design supports the load on its axle housing to protect the axle shafts. Tough ring and pinion gears give years of quiet, reliable performance. Inspection cover makes checking and servicing easier.


CHEVROLET

truck-tough COMPONENTS

FOR LONG LIFE - EASY HANDLING - MORE MILES PER DOLLAR



11" CLUTCH of durable, heavy-duty diaphragm-design, stands up under toughest stop-and-go delivery. Provides easy pedal action and smooth transmission engagement.



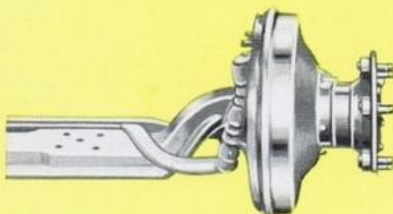
TORSIONAL STABILIZER BAR between the front wheels provides extra stability. Sturdy deep-section front bumper effectively shields grille and front fenders.




TORQUE-ACTION BRAKES are energized by wheel rotation for straightline stops with tip-toe pedal pressure. Wide drums add to sure braking and step-up cooling efficiency. *Hydrovac power brakes cut pedal effort 37%.




CENTRE BEARING on propeller shaft features a special rubber cushion to combat wear and vibration, and add to smoother operation on rough routes. Standard on 125" and 137" wheelbase models.



WIDE-TRACK FRONT AXLE and short wheelbase design for improved manoeuvrability. Forged-steel axle construction helps ensure front-end stability and steering alignment.



***DUAL REAR WHEELS** as an option, improve traction, stability and tire capacity. Ventilated-disc design provides secure 8-stud mounting.



BALL-GEAR STEERING is light, firm and positive. Scores of polished steel balls minimize friction . . . lessen driver fatigue. Ensure smooth, stable steering action and reduced maintenance.

**Optional at extra cost*

**GENERAL MOTORS PRODUCTS
OF CANADA, LIMITED**
OSHAWA - ONTARIO

The illustrations in this catalogue do not necessarily show standard colors, materials and equipment. General Motors Products of Canada, Limited, reserves the right to make changes at any time, without notice, in prices, colors, materials, equipment, specifications and models, and also to discontinue models. This right may be exercised without incurring any responsibility with regard to trucks previously sold.

Printed in Canada