



SOLUTIONS FOR THE WORLD YOU DRIVE IN.

At General Motors we are 100 percent committed to building vehicles that answer your specific needs. Because you demand more of your vehicle than ever before, we're committed to putting more of what you want into every vehicle we make.

VALUE

Value means much more than simply the price you pay for a vehicle. We are particularly proud of the value you receive for your money when you choose a General Motors vehicle – the unique combination of style, performance, safety, quality and functionality that sets GM's diverse model lineup apart from the rest.

FUEL ECONOMY

We know how important fuel efficiency is today. GM has it covered by offering more cars that get better than 7.0 L/100 km or 40 mpg in highway* driving than any other automaker in Canada. In addition, GM offers 15 models with Active Fuel Management™ fuel-saving technology – and 17 models that can run on E85 ethanol fuel.

QUALITY

If you're looking for a vehicle that's built to exceptionally high standards, look no further than GM's long list of quality and dependability awards, media accolades and consumer recommendations – as well as the fact that GM builds the most dependable, longest-lasting full-size pickups on the road.*

INNOVATIVE DESIGNS

It required ingenuity to bring utility and dramatic style together in the Chevrolet HHR. And it required pure creativity to execute the flawless lines and purposeful design of the Pontiac Solstice open-air roadster. At GM, we break the mould to develop new designs that give you more range of selection than ever before.

SAFETY

General Motors is the only automotive manufacturer committed to offering a full range of cars, trucks and SUVs that provide safety protection before, during and after a collision. In addition, GM builds 26 vehicles that have earned U.S. Government five-star frontal or side crash test ratings for 2006 models.**

FEATURES

GM keeps you ahead of the curve, by adding the features that really make a difference to your driving experience. Features like OnStar – the first comprehensive in-vehicle communications and assistance service. And XM Satellite Radio – the largest satellite radio provider in the world – that's now offered on more than 50 GM vehicles.

*Dependability based on longevity: 1988-July 2005 full-size Chevrolet and GMC light-duty pickup registrations, including chassis cabs. Sources: R.L. Polk Canada, Inc. National Vehicle Population Profile – Canadian Vehicles in Operation as of July 1, 2005. Based on % of vehicles remaining in operation, weighted on age of vehicle.

**U.S. Government ratings are part of the National Highway Traffic Safety Administration's (NHTSA's) New Car Assessment Program (safercar.gov).

†Based on Natural Resources Canada's 2006 Fuel Consumption Guide's rating available at time of printing.

™© 2005, VANOC. Used under License.

CHEVROLET PONTIAC BUICK GMC SATURN HUMMER SAAB CADILLAC

gmcanada.com



2007 SILVERADO



2007
SILVERADO



CHEVROLET

2007 SILVERADO

THERE'S NO SUBSTITUTE FOR THE MOST DEPENDABLE, LONGEST-LASTING FULL-SIZE PICKUPS.

What's more important in a pickup than dependability? Year after year one name stands above the rest as the most dependable, longest-lasting full-size pickups on the road.* Chevrolet. Silverado is the pickup you can count on for rock-solid strength. And choice. With 9 powerful, yet incredibly reliable engines. With 1500, 1500HD, 2500HD and 3500 series to choose from, in addition to Crew Cab, Extended Cab and Regular Cab configurations. A range of three box sizes. A variety of trim levels to suit your preferences. But no matter which Silverado you choose, it's one super rugged pickup that's up to whatever challenge you put in front of it – or what kind of load you haul behind it. The first name in full-size pickups: Chevrolet Silverado.

For more information on the 2007 Silverado, visit
silverado.gmcanada.com

*Dependability based on longevity; 1988-July 2005 full-size light-duty pickup registrations, including chassis cabs. Excludes other GM divisions.



**CENTURY
AUTO.CA**

Silverado 1500 LT Crew Cab 4x4, shown in Silver Birch Metallic with the VortecMAX Performance Package.

SILVERADO 1500

YOU COULD SAY WE BUILD THEM ON SPEC.

If all pickup buyers were the same, we wouldn't need to build such a range of Silverado 1500s.

For the performance-minded eager to make a statement, there's the 345 hp Silverado SS.

For the working truck buyer who wants added fuel efficiency and portable AC electric power, there's the Silverado Hybrid 1500 Extended Cab. And there's pretty well everything in-between.

You've got the specs. We've got the pickups. Silverado 1500.



CENTURY
AUTO.CA

Silverado 1500 LT Extended Cab 4x4, shown in Black with available dealer-installed GM Accessories.

SILVERADO HYBRID

THE INDUSTRY'S FIRST HYBRID FULL-SIZE PICKUP.

The Silverado 1500 Extended Cab Hybrid Pickup. It is loaded with the same hauling power as its equivalent conventional Silverado, thanks to the 295 hp Vortec 5.3L V8 gas engine. What distinguishes this Silverado is the way the electric induction motor switches over to become a generator. This high capacity electric starter/generator is integrated with the flywheel and transmission torque converter, replacing the conventional starter and generator. When the truck is braking at speeds below 21 km/h (13 mph) or when the vehicle is not moving, the auto start/stop feature shuts off the engine to save fuel – realizing an up to 12% increase in fuel economy.* Restarts are automatic and instantaneous. The battery packs are recharged by the starter/generator when the vehicle is running and using regenerative braking, so there is no need to ever plug in this hybrid. In fact, the generator can be used to power tools through the four 120-volt AC outlets – two in the cab and two in the cargo box.

*Based on a comparison of city driving for the conventional Silverado model to the Hybrid model.



SILVERADO 2500HD/3500

HEAVY-DUTY WORKLOADS WELCOME HERE.

Welcome to a world defined by massive power – and capacities to match. Silverado 2500HD and 3500 heavy-duty pickups. The base engine for these trucks is the Vortec 6.0L V8 that generates 300 horsepower and 360 lb.-ft. of torque. The available 360 hp Duramax Diesel 6.6L V8 produces a class-leading* 650 lb.-ft. of torque. And for 2007, the available big block Vortec 8.1L V8 and Duramax Diesel 6.6L V8 are mated to the 6-speed Allison 1000 Series automatic transmission. The pickups that measure up to your heavy-duty workloads: Silverado 2500HD and 3500.

*Based on 2006 Model Year data for GM Large Pickup segment and latest published competitive information available at time of printing. Excludes other GM vehicles.

CENTURY
AUTO.CA

Silverado 2500HD LT Crew Cab 4x4, shown in Dark Blue Metallic with available features.

SILVERADO
INTERIOR



The instrument panel relays the status of everything from the coolant temperature to engine speed via its analogue gauge cluster. LT instrument panel shown.



The driver and front passenger in Regular*, Extended and Crew Cab models can choose their own preferred temperature settings, thanks to the standard dual-zone climate control system.

*Except Regular Cab Value Leader model.



Silverado 1500 LT Crew Cab interior, shown in Dark Charcoal with 10-way power heated front bucket seats and leather seat inserts.

TIME TO PUNCH OUT.

It doesn't matter if you're still on the job, or hitting the road for an extended vacation – Silverado's cabs make you feel very much at home. The seats are comfortable – the amenities plentiful. And if the journey is


long, your family will appreciate the available rear-seat DVD entertainment system. That's right, you can have all the creature comforts of a luxury automobile – in a pickup. As long as it's a Silverado.



KEY FEATURES:

- 40/20/40 split-bench seat with Custom cloth, standard on LS
- Front bucket seats with centre floor console, storage compartment, cupholders and armrest (standard on LT, available on LS)
- Power 10-way heated front bucket seats including power lumbar adjusters and leather seat inserts, standard on LT
- 60/40 split fold-down rear seat in Crew Cabs; fold-up rear seat in Extended Cabs
- Dual-zone climate controls
- Available rear-seat DVD Entertainment Package
- Available power sliding sunroof.

SILVERADO
POWER



VortecMAX 6.0L V8 engine.



VORTEC**MAX** 6.0L V8 FEATURES:

- 1 CAST ALUMINUM CYLINDER HEADS**
High-flow ports and combustion chambers in the cast aluminum cylinder heads help the VortecMAX generate 345 hp. A low-friction roller-rocker valvetrain is also included.
- 2 COMPOSITE INTAKE MANIFOLD**
The lightweight thermoplastic intake manifold helps keep the air intake cool. The runners use smooth interior passages to direct high-speed airflow to each cylinder.
- 3 HIGH-STRENGTH CRANKSHAFT**
Quiet operation and reduced maintenance are the result of the internally-balanced, high-strength, cast iron crankshaft which employs undercut and rolled fillets to reduce stress loads.
- 4 COIL-NEAR-PLUG IGNITION**
An ignition coil is provided for each of the eight cylinders. Its precise, high-energy spark helps increase efficiency and reduce emissions.
- 5 POWERTRAIN CONTROL MODULE (PCM)**
Driver input is relayed through the drive-by-wire Electronic Throttle Control (ETC) that's continuously monitored by the Powertrain Control Module (PCM) to match power delivery with the transmission shift schedule. As a result, the transmission never has to search for the correct gear, translating into better performance and efficiency.

The standard Tow/Haul mode on 4-speed automatic transmissions isn't the overdrive lock-out function you'll find on some pickups. With the touch of a button, the Tow/Haul mode greatly enhances hauling and trailering capabilities by producing a more aggressive automatic transmission shift pattern.

DURAMAX DIESEL 6.6L V8 FEATURES:


- 1** A revised and more aerodynamically efficient variable nozzle turbocharger with an air-to-air intercooler helps deliver smooth, immediate response and lower emissions.
- 2** The Bosch direct-injection system maximizes power and efficiency for each pulse of fuel used. The common-rail fuel injection system uses an advanced electronic controller and pilot injection for quieter, smoother operation and reduced emissions. The fuel injectors spray directly onto glow plugs, providing faster starts and more complete cold-start performance with reduced emissions.
- 3** The 4-valve-per-cylinder design improves airflow, resulting in impressive horsepower output and reduced emissions.
- 4** Oil-spray cooling to the bottom of the piston bowl – the area that is subjected to the most heat.
- 5** An integral oil cooler provides increased oil cooling and extended engine life.
- 6** The forged-steel crankshaft is nitride surface-hardened for long-term durability. Hot-forged alloy connecting rods are fracture-split, locking the 2 pieces together during assembly for strength and reduced weight.
- 7** The induction-hardened, deep-skirt block uses cross-bolted main bearing caps for superior durability.

The enhanced Duramax/Allison duo features reduced noise and improved performance to handle the most demanding jobs with ease.



The Allison transmission features GM segment-exclusive tap-up/tap-down shifting with fingertip controls on the column-mounted lever. Tow/Haul mode, adaptive grade breaking, second overdrive gear and a low traction mode all add to its capability

SILVERADO
TOWING



Duramax Diesel 6.6L V8 engine.



NO QUESTION ABOUT WHO'S IN POWER.

Not everyone requires an engine that produces 330 horsepower and 450 lb.-ft. of torque, like the Vortec 8.1L V8 that's available on Silverado 2500HD and 3500 pickups. That's okay, there are eight other Vortec

gasoline engines and the available Duramax Diesel 6.6L V8 in the lineup. Why so many engines? Because the real test of an engine isn't simply its output – it's how it matches up against your needs.



WHAT'S BEHIND YOU?

Silverado's strengths can be found in its rugged three-piece modular frame and under the skin. Yet another important strength relates to what you can load into the pickup box, or onto a trailer. That's when Silverado really comes into its own. These trucks are purpose built

for towing, with generous trailering capacities that range up to 7575 kg (16,700 lb.) and a standard Tow/Haul mode with all automatic transmissions. There's lots of solid engineering behind you with Silverado.

SILVERADO TECHNOLOGY

HOW TO BUILD A HARDER WORKING PICKUP.

Chevrolet Silverado isn't engineered for an easy day rambling about town. It's built for those really tough days when everything and more is expected of both you and your truck. It's not every day that you'll call on advantages like the strength of the frame's hydroformed steel. But it's good to know that when you demand the most of your pickup, Silverado can take it. And more.

1. BRAKING SYSTEM

Silverado 1500 Series features standard 17-in. wheels,* permitting the use of large rear drum brakes.

*Except Hybrid and 1500HD models.

DYNAMIC REAR PROPORTIONING (DRP)

DRP allows for better use of the rear brakes and for reduced front brake wear. The brake system recognizes minute changes in wheel speed and modulates pressure applied to the rear brakes.

2. MODULAR FRAME DESIGN


Silverado frames feature a modular, 3-section design using materials and processes that ensure each component exceeds its specific requirements. The front section is hydroformed steel (the benefits of using this process to shape the frame are covered in item 10). The mid-frame section is rolled into a lipped C-section providing more strength than a traditional design without the weight of a fully boxed frame. The stamped C-section used in the rear of the frame provides a combination of strength and light weight.

3. AUTOMATIC LOCKING REAR DIFFERENTIAL

The available automatic locking rear differential provides added traction at low speeds on snow, mud and ice. It transfers more torque to the drive wheels than the competition's limited-slip differential.

4. AUTOTRAC 4X4 SYSTEM

The available Autotrac 4x4 system is so advanced, it controls itself. In addition to the traditional 2HI, 4HI, Neutral and 4LO modes, the Auto 4x4 setting, when engaged, senses wheelspin and automatically transfers power between the front and rear wheels. This full-size pickup truck exclusive system is available on Silverados with GVWRs up to 3900 kg (8600 lb.).



5. HEAVY-DUTY TRANSMISSIONS

The three heavy-duty engines available on Silverado 2500HD and 3500 models are matched to heavy-duty transmissions designed for even the most demanding applications. The Vortec 6.0L V8 can be mated to a heavy-duty 5-speed manual or available 4-speed automatic. The available Vortec 8.1L V8 and Duramax Diesel 6.6L V8 feature the Allison 6-speed automatic.

TOW/HAUL MODE

Activating the Tow/Haul mode selects a more aggressive automatic transmission shift pattern, to help compensate for heavier loads. This system is included with every Silverado equipped with a 4-speed automatic transmission.

6. PASSENGER SENSING SYSTEM

In addition to the safety of the dual-stage frontal air bags, a Passenger Sensing System is included on 1500 models.** It automatically turns off the passenger-side air bag when a small child occupies the seat or if the seat is empty.

7. CORROSION RESISTANCE

Two-sided galvanized steel construction is used in all of Silverado's exterior body panels (except the roof) to provide extra corrosion resistance. Hot wax is applied to the frame for additional corrosion resistance.

8. POWERFUL ENGINE CHOICES

Silverado offers 8 powerful, yet efficient Vortec gasoline engines, plus the turbocharged Duramax Diesel 6.6L V8 that's available on 2500HD and 3500 models.

9. FRONT SUSPENSION DESIGN

Silverado 2500HD and 3500 models have an independent front suspension design, incorporating durable torsion bars and super strong control arms. This design provides substantial payload capacities with excellent ride and handling characteristics – making this design yet another target for imitation by the competition.

10. HYDROFORMED FRAME COMPONENTS

The front section of Silverado's frame is strong, due to its use of hydroformed steel – a first in full-size pickups. Hydroforming reduces any stretching and subsequent weakening of the steel. The result is a frame that is strong, yet lighter than the welded boxed steel used in conventional frames. The added strength up front helps the frame to better carry the weight of the powertrain and suspension components.

ENGINE HOUR METER

The standard engine hour meter is another industry exclusive. It logs the number of hours your engine has been in use, allowing you to monitor its maintenance requirements accurately.

DRIVER INFORMATION CENTRE

This exclusive feature helps keep you informed about numerous key operating systems. It even lets you know when your engine oil needs changing.

**A NOTE ON CHILD SAFETY: Always use safety belts and proper child restraints, even in vehicles equipped with air bags. Even with the Passenger Sensing System, children are safer when properly secured in a rear seat. Never place a rear-facing infant restraint in the front seat of any vehicle equipped with an active frontal air bag. Refer to the vehicle Owner's Manual and child safety seat instructions for more information.



SILVERADO ACCESSORIES

SILVERADO HAS ITS OWN PERSONALITY. NOW ADD YOURS.

Silverado has a strong character all on its own. Now it's your turn to personalize your vehicle with the added style and function provided by GM Accessories. They are the only accessories that are integrated into the process of designing your vehicle, ensuring excellent fit, finish and functionality. And only GM Accessories are backed by GM's 3-year/60,000 km New Vehicle Limited Warranty.* They can also be included in your new-vehicle lease or finance agreement through GMAC. Ask your dealer for a complete list of GM Accessories available for Silverado, or visit gmcanada.com

*Whichever comes first, when permanently installed by the dealer at the time you purchase or lease your new vehicle.

GM Accessories available for Silverado include:

- 20-inch aluminum wheels
- Premium all-weather floor mats
- Ventvisors
- Hard folding tonneau cover
- Performance exhaust system with chrome exhaust tips
- Chrome tie-down hooks
- Interior dash trim kit
- Chrome fuel door
- Moulded running boards
- Fender flares
- Chrome bodyside moulding
- Brush grille guard
- Chrome grille.



Accessories

SILVERADO ENGINE/TRANSMISSION/AUTOTRAC/SUSPENSION AVAILABILITY

Series	Cab Type	Model Number	STANDARD & OPTIONAL ENGINES						
			Vortec 4.3L V6 ¹ 195 hp @ 4600 rpm 260 lb.-ft. torque @ 2800 rpm	Vortec 4.8L V8 ² 285 hp @ 5200 rpm 295 lb.-ft. torque @ 4000 rpm	Vortec 5.3L V8 ² 295 hp @ 5200 rpm 335 lb.-ft. torque @ 4000 rpm	Vortec 6.0L V8 ³ 300 hp @ 4400 rpm 360 lb.-ft. torque @ 4000 rpm	VortecMAX 6.0L V8 ² 345 hp @ 5200 rpm 380 lb.-ft. torque @4000 rpm	Vortec 8.1L V8 ⁴ 330 hp @ 4200 rpm 450 lb.-ft. torque @ 3200 rpm	Duramax Diesel 6.6L V8 ⁴ 360 hp @ 3200 rpm 650 lb.-ft. torque @ 1600 rpm
1500	Regular Cab	C15703	S	0	0 ⁵	—	—	—	—
		C15903	S	0	0 ⁵	—	—	—	—
		K15703	S	0	0 ⁵	—	—	—	—
		K15903	S	0	0 ⁵	—	—	—	—
	Extended Cab	C15553	—	—	S	—	—	—	—
		C15753	S	0	0 ⁵	—	0 ⁷	—	—
		C15753 Hybrid	—	—	S	—	—	—	—
		C15953	—	S	0 ⁵	—	—	—	—
		C15753/SS	—	—	—	—	S	—	—
		K15553	—	—	S	—	—	—	—
		K15753	—	S	0 ^{5,6}	—	0 ⁷	—	—
		K15753 Hybrid	—	—	S	—	—	—	—
		K15953	—	S	0 ⁵	—	—	—	—
	Crew Cab	C15543	—	—	S	—	0 ⁷	—	—
		C15543/Cheyenne	—	S	—	—	—	—	—
		K15543	—	—	S	—	0 ⁷	—	—
		K15543/Cheyenne	—	S	—	—	—	—	—
1500HD	Crew Cab	C15743	—	—	—	S	—	—	—
		K15743	—	—	—	S	—	—	—
2500HD	Regular Cab	C25903	—	—	—	S	—	0	0
		K25903	—	—	—	S	—	0	0
	Extended Cab	C25753	—	—	—	S	—	0	0
		C25953	—	—	—	S	—	0	0
		K25753	—	—	—	S	—	0	0
		K25953	—	—	—	S	—	0	0
	Crew Cab	C25743	—	—	—	S	—	0	0
		C25943	—	—	—	S	—	0	0
		K25743	—	—	—	S	—	0	0
		K25943	—	—	—	S	—	0	0
3500	Regular Cab	K35903	—	—	—	S	—	0	0
	Extended Cab	C35953	—	—	—	S	—	0	0
		K35953	—	—	—	S	—	0	0
	Crew Cab	C35943	—	—	—	S	—	0	0
		K35943	—	—	—	S	—	0	0

1 – A 5-speed manual transmission is standard in Regular Cabs. A 4-speed automatic transmission is optional. 2 – A 4-speed automatic transmission is standard on all models. 3 – In 2500HD and 3500 models equipped with a Vortec 6.0L V8, a heavy-duty 5-speed manual transmission is standard. A heavy-duty 4-speed automatic transmission is optional. 4 – Requires 6-speed Allison automatic transmission. 5 – Available Vortec 5.3L V8 engine, capable of running on E85. 6 – Available aluminum engine block High-Output Vortec 5.3L V8 with 310 hp. 7 – Available with VortecMAX Performance Package or Silverado Performance Edition. NOTE: Some up-level series include a larger engine than those indicated on this chart. Please ask your Sales Consultant for details.

Autotrac 4x4 System

The available Autotrac 4-wheel-drive system on 1500 and 1500HD models allows you to choose an automatically controlled 4-wheel-drive mode, or traditional 2HI, 4HI, Neutral and 4LO functions – all at the touch of a button. This is the only automatic 4-wheel-drive system available in full-size pickups today.*

AUTOTRAC 4X4 SYSTEM OPERATION

- AUTO 4WD detects rear-wheel slippage and automatically engages 4WD as road conditions dictate.
- 2HI is the 2WD setting for most driving conditions and optimal fuel economy.
- 4HI is a full-time 4WD mode for snow, ice, rain and most off-road conditions.
- 4LO is the low-speed 4WD setting for extreme conditions, such as steep hills, deep sand, mud or snow.
- NEUTRAL is also provided with the Autotrac system, permitting flat towing.

*Based on 2006 Model Year data for GM Large Pickup segment and latest available competitive information at time of printing. Excludes other GM vehicles.

Suspension Packages

A variety of suspension packages are available on Silverados, providing ride characteristics tailored to your particular needs.

1500 MODELS

- Standard Suspension (Z83) – 35 mm Twintube shock absorbers on 2WD models except LT Extended Cabs.
- Heavy-Duty Suspension (Z85) – Standard on all 4x4s and LT Extended Cabs with Monotube 36 mm shocks for increased damping to improve handling and trailering.
- Ride Control (ZX3) – Optional on LS and LT 2WD and 4x4s. Manually adjusts the amount of shock absorber damping using a two-position switch for smooth road or increased control and trailering.
- Off-Road (Z71) – Includes 46 mm shock absorbers, special jounce bumpers and stabilizer bars, skid plates, high-capacity air cleaner and Z71 decals. Available on LS and LT 4x4s only.

1500HD, 2500HD AND 3500 MODELS

- Heavy-Duty Suspension (Z85) – Provides good carrying and trailering capabilities. Standard on these models.

SILVERADO MODEL SELECTOR

Series	Cab Type	Model Number	Wheelbase mm (in.)	Drivetrain	Gross Vehicle Weight Rating Max. – kg (lb.)	Maximum Payload* kg (lb.)	Pickup Box Length ft./in.	Max. Gross Trailer Weight** – kg (lb.)	Seating Std./Opt.
1500	Regular Cab	C15703	3023 (119.0)	2WD	2767 (6100)	857 (1889)	6'6"	3810 (8400)	3/2
		C15903	3378 (133.0)	2WD	2903 (6400)	931 (2052)	8'	3720 (8200)	3/2
		K15703	3023 (119.0)	4x4	2903 (6400)	858 (1892)	6'6"	4128 (9100)	3/2
		K15903	3378 (133.0)	4x4	2903 (6400)	801 (1766)	8'	4037 (8900)	3/2
	Extended Cab	C15553	3404 (134.0)	2WD	2812 (6200)	653 (1440)	5'8"	3629 (8000)	6/5
		C15753	3645 (143.5)	2WD	2948 (6500)	714 (1575)	6'6"	4717 (10,400) [†]	6/5
		C15753/SS	3645 (143.5)	2WD	2812 (6200)	568 (1253)	6'6"	3538 (7800)	6/5
		C15953	4001 (157.5)	2WD	3039 (6700)	681 (1507)	8'	3538 (7800)	6/5
		K15553	3404 (134.0)	4X4	2903 (6400)	612 (1350)	5'8"	3946 (8700)	6/5
		K15753	3645 (143.5)	4x4	3039 (6700)	627 (1382)	6'6"	4536 (10,000) [†]	6/5
		K15953	4001 (157.5)	4x4	3130 (6900)	552 (1217)	8'	3856 (8500)	6/5
	Crew Cab	C15543	3645 (143.5)	2WD	3130 (6900)	868 (1913)	5'8"	4581 (10,100) [†]	6/5
		K15543	3645 (143.5)	4x4	3175 (7000)	778 (1716)	5'8"	4491 (9900) [†]	6/5
	1500HD	C15743	3886 (153.0)	2WD	3900 (8600)	1419 (3129)	6'6"	4672 (10,300)	6/5
		K15743	3886 (153.0)	4x4	3900 (8600)	1287 (2838)	6'6"	4491 (9900)	6/5
2500HD	Regular Cab	C25903	3378 (133.0)	2WD	4173 (9200)	1841 (4058)	8'	7303 (16,100)	3/2
		K25903	3378 (133.0)	4x4	4173 (9200)	1725 (3802)	8'	7167 (15,800)	3/2
	Extended Cab	C25753	3645 (143.5)	2WD	4173 (9200)	1725 (3802)	6'6"	7212 (15,900)	6/5
		C25953	4001 (157.5)	2WD	4173 (9200)	1651 (3639)	8'	7122 (15,700)	6/5
		K25753	3645 (143.5)	4x4	4173 (9200)	1606 (3541)	6'6"	7076 (15,600)	6/5
		K25953	4001 (157.5)	4x4	4173 (9200)	1520 (3352)	8'	6985 (15,400)	6/5
	Crew Cab	C25743	3886 (153.0)	2WD	4173 (9200)	1636 (3606)	6'6"	7076 (15,600)	6/5
		C25943	4242 (167.0)	2WD	4173 (9200)	1567 (3455)	8'	7031 (15,500)	6/5
		K25743	3886 (153.0)	4x4	4173 (9200)	1505 (3317)	6'6"	6940 (15,300)	6/5
		K25943	4242 (167.0)	4x4	4173 (9200)	1435 (3163)	8'	6623 (14,600)	6/5
3500	Regular Cab	K35903 DRW ^{††}	3378 (133.0)	4x4	5171 (11,400)	2500 (5511)	8'	7575 (16,700)	3/2
		K35903 SRW ^{††}	3378 (133.0)	4x4	4991 (9900)	1911 (4213)	8'	7076 (15,600)	3/2
	Extended Cab	C35953 DRW ^{††}	4001 (157.5)	2WD	5171 (11,400)	2425 (5347)	8'	7530 (16,600)	6/5
		C35953 SRW ^{††}	4001 (157.5)	2WD	4491 (9900)	1854 (4088)	8'	7031 (15,500)	6/5
		K35953 DRW ^{††}	4001 (157.5)	4x4	5171 (11,400)	2290 (5409)	8'	7394 (16,300)	6/5
		K35953 SRW ^{††}	4001 (157.5)	4x4	4491 (9900)	1680 (3703)	8'	6895 (15,200)	6/5
	Crew Cab	C35943 DRW ^{††}	4242 (167.0)	2WD	5171 (11,400)	2345 (5169)	8'	7439 (16,400)	6/5
		C35943 SRW ^{††}	4242 (167.0)	2WD	4491 (9900)	1809 (3989)	8'	6940 (15,300)	6/5
		K35943 DRW ^{††}	4242 (167.0)	4x4	5171 (11,400)	2199 (4848)	8'	7258 (16,000)	6/5
		K35943 SRW ^{††}	4242 (167.0)	4x4	4491 (9900)	1623 (3578)	8'	6804 (15,000)	6/5

*Payload includes passengers, equipment and cargo. Higher payloads may require optional equipment. Payloads are approximate and will change with the addition of optional or aftermarket equipment. Consult your dealer or equipment supplier for details.
**Trailer ratings are calculated using an automatic transmission and assuming only the driver is in the tow vehicle. Trailer Weight (also called Trailer Towing Capacity) is the weight of a trailer, its load or contents plus any other weight added to the tow vehicle. Ball-hitch ratings are shown for 1500 and 1500HD models. Fifth-wheel ratings are shown for 2500HD and 3500 models; ball-hitch ratings are 5443 kg (12,000 lb.). For details, ask your Sales Consultant for a copy of the Trailering with Chevy Trucks brochure. Many trailer towing applications require additional optional equipment.
[†]When equipped with the VortecMAX Performance Package (see page 17).
^{††}DRW: Dual Rear Wheel. SRW: Single Rear Wheel.

A WORD ABOUT THIS BROCHURE

Some of the equipment shown or described throughout this brochure may be available at extra cost. We have tried to make this brochure comprehensive and factual. We reserve the right, however, to make changes at any time, without notice, in prices, colours, materials, equipment, specifications, models and availability. Specifications, dimensions, measurements, ratings and other numbers in this brochure and other printed materials provided at the dealership or affixed to vehicles are approximates based upon design and engineering drawings and prototypes and laboratory tests. Your vehicle may differ due to variations in manufacture and equipment. Since some information may have been adapted since the time of the printing, please check with your GM dealer for complete details. General Motors of Canada Limited reserves the right to lengthen or shorten the model year for any product, for any reason, or to start and end model years at different times.

A WORD ABOUT ASSEMBLY

GM vehicles are equipped with engines and components produced and assembled by different operating units of General Motors, its subsidiaries and suppliers and these engines and components may change or be obtained from different sources from time to time. All such engines and components are approved for use in GM vehicles. Certain equipment ordered may be unavailable at the time of assembly and we suggest that you verify that your vehicle includes the equipment you ordered, or if there are changes, that they are acceptable to you.

TRADEMARKS

The marks appearing in this brochure including, but not limited to: General Motors, **GM**, the GM Canada emblem, the **GM** Canada Website address, the **GM** Accessories logo, Chevrolet, Chevy, the Chevrolet emblem, Buick, Cadillac,

Cheyenne, GMC, HHR, HUMMER, Pontiac, Saab, Saturn, Silverado, Solstice and their respective logos, emblems, slogans and vehicle model names and body designs; and other marks such as Z71, Autotrac, Duramax, PASSLock, SMARTLEASE, Solar-Ray, VortecMAX and Vortec are trademarks of General Motors Corporation and/or General Motors of Canada Limited, its subsidiaries, affiliates or licensors.
GMAC is a registered trademark of the General Motors Acceptance Corporation.
OnStar, the OnStar logo and the OnStar button are registered trademarks of the OnStar Corporation.
TheftLock is a registered trademark of Delphi Automotive Systems.
Bose is a registered trademark of the Bose Corporation.
Radio Data System (RDS) is a registered trademark of the U.S. National Association of Broadcasters.
The XM name and related logos are registered trademarks of XM Satellite Radio Inc.
COPYRIGHT
©Copyright 2006 General Motors of Canada Limited. All Rights Reserved. All text, images, graphics, and other materials in this brochure are subject to the copyright and other intellectual property rights of General Motors Corporation and/or General Motors of Canada Limited. These materials may not be reproduced, distributed or modified without the express written permission of General Motors Corporation and/or General Motors of Canada Limited.

Printed in Canada, June 2006.

SILVERADO 1500 STANDARD & OPTIONAL FEATURES

SAFETY AND SECURITY	BASE	LS	LT
Air bags – dual-stage, driver and front passenger-side, frontal. Includes Passenger Sensing System with automatic air bag suppression (1500 models only)	S	S	S
Air bags – single-stage, driver and front-passenger, frontal (1500HD models only)	–	S	S
Brake/transmission shift interlock (automatic transmission only)	S	S	S
Door locks – power, programmable with lock-out protection	0	S	S
Headlights – with automatic light control	S	S	S
Keyless entry system – remote, programmable with Panic alarm feature	–	S	S
OnStar In-Vehicle Communications and Assistance Service – includes one-year Safe & Sound Plan	–	0	S
Safety restraints – LATCH (Lower Anchors and top Tethers for Children) – Ext. and Crew Cab only	S	S	S
Theft-deterrent system – PASSLock	S	S	S
Traction assist – electronic, 2WD models (standard on SS)	0	0	0

MECHANICAL

Brakes – power, front disc/rear drum with 4-wheel anti-lock braking system (ABS)	S	S	S
Brakes – power, 4-wheel disc with 4-wheel anti-lock braking system (ABS) on 1500HD and Hybrid models	–	S	S
Engines – refer to page 14 for complete availability	S	S	S
Engine – block heater	S	S	S
Exhaust system – aluminized stainless steel muffler and tailpipe	S	S	S
Locking differential – rear (standard on SS and all 4x4 models except Cheyenne)	0	0	0
Steering – power, rack-and-pinion on 1500 series 2WD models	S	S	S
Steering – power, recirculating ball on all other models	S	S	S
Suspensions – refer to page 14 for complete availability	S	S	S
Trailerling Special Equipment Package – heavy-duty, includes weight-distributing platform trailer hitch receiver, 8-lead wiring harness with a 7-pin sealed connector (includes trailer brake control harness), heavy-duty transmission oil cooler and high-capacity air cleaner	0	0	0
Transfer case (4x4 models) – lever-operated 2-speed manual	S	S	–
Transfer case (4x4 models) – Autotrac with electronic push-button controls (standard on Hybrid and LS Crew Cab except Cheyenne)	–	0	S
Transmission – 5-speed manual with overdrive (Base Reg. Cab with Vortec 4.3L V6 only)	S	–	–
Transmission – 4-speed automatic with overdrive and Tow/Haul mode	S¹	S	S

¹ Optional on Base Reg. Cab.

EXTERIOR

Box extender ²	0	0	0
Box side rail protector ²	0	0	0
Box – Fleetside Short (5 ft. 8 in.) – 1500 Ext. and Crew Cab	S	S	S
Box – Fleetside Standard (6 ft. 6 in.) – 1500HD Crew Cab	–	S	S
Box – Fleetside Standard (6 ft. 6 in.) or Long (8 ft.) – 1500 Reg. and Ext. Cab	S	S	S
Bumpers – front, chrome with top cover (spectra gray on LS, painted on LT) and air dam, rear, chrome with step pad	S	S	–
Bumpers – front, integrated with colour-keyed fascia, rear, colour-keyed	–	–	S
Fender flares – wheel opening on 4x4s (standard on 1500HD models)	0	0	0
Fog lights	–	0	S
Glass – Solar-Ray tinted, all windows	S	S	S
Glass – deep-tinted on all windows behind front doors	0	0	S
Grille – chrome surround	0	S	–
Grille – colour-keyed	–	–	S
Mirrors – foldaway, black	S	S	S
Mirrors – power remote control, heated	–	S	–
Mirrors – power remote control, heated, power folding with reverse down, electrochromic auto-dimming driver's side and integral turn signals	–	0	S
Mirrors – deluxe wide-load, vertical glass with lower convex spotter glass, heated with integrated turn signals, manual extending and folding	–	0	0
Mirrors – camper-style, manual extending	0	–	–
Mouldings – bodyside, black	0	–	–
Mouldings – bodyside, colour-keyed	–	S	S
Pickup box tonneau cover – soft or hard cover design ²	0	0	0
Recovery hooks – two front	S	S	S
Running boards – black, contoured (NA with Crew Cab) ²	0	0	0

EXTERIOR (continued)	BASE	LS	LT
Side steps – tubular design, chrome or black finish ²	0	0	0
Skid plates – off-road, standard with Z71 suspension (4x4 only)	0	0	0
Snow Plow Prep Package – includes wiring for roof-mounted light, heavy-duty front springs, high-capacity air cleaner and 160 amp alternator (Reg. Cab 4x4 only) ³	0	0	–
Sunroof – power, with express-open and wind deflector (Ext. Cab standard and long box and Crew Cabs)	–	0	0
Tires – 17" wheels with size ranges from P245/70R17 up to P265/70R17 all-season (except SS, 1500HD and Hybrid models)	S	S	S
Tires – 16" wheels with LT245/75R16 all-season on 1500HD models	–	S	S
Tires – 16" wheels with P235/75R16 (2WD), P245/75R16 (4x4) on Hybrid models	–	S	S
Tires – 20" aluminum wheel package with 275/55R20 ALS (1500 Ext. Cab and Crew Cab models, standard on SS)	–	0	0
Wheel trim – please refer to page 18 for description and availability	S	S	S

² Dealer installed accessory.

³ Requires available V8 engine. Includes extra capacity transmission oil cooler.

INTERIOR

Air conditioning – dual-zone, manual climate control (excludes Reg. Cab)	S	S	–
Air conditioning – dual-zone, automatic climate control	–	0	S
Console – mini overhead	–	S	S
Cruise control – electronic with resume, coast and decelerate/accelerate features	0	S	S
Cupholders – dual	S	S	S
Defogger – electric, rear-window (except Cheyenne)	0	S	S
Floor covering – colour-keyed carpet and removable vinyl floor mats (includes rear in Ext. and Crew Cabs)	0	S	S
Instrumentation – analogue, including speedometer, tachometer, voltmeter, coolant temperature, oil pressure, fuel gauge, odometer, trip odometer and engine hour meter	S	S	S
Instrumentation – Driver Information Centre, comprehensive multi-language system that displays numerous vehicle functions with both visual and audible reminders/warnings	S	S	S
Mirror – rear-view, electrochromic auto-dimming with compass and exterior temperature readouts (except Cheyenne)	–	S	S
Personalization features – programs many comfort and convenience features using the steering wheel controls, including automatic locking/unlocking, seat position recall, perimeter lighting, exit lighting, remote lock/unlock feedback and reverse down of exterior mirrors	–	–	S
Power outlet – one auxiliary, 12-volt, in addition to cigarette lighter receptacle	S	S	S
Smoker's Package – includes lighter and ashtray (standard with bench seating)	S	0	0
Steering column – tilt adjustable	S	S	S
Steering wheel – leather-wrapped, (except Cheyenne)	–	S	S
Stowage box – under rear seat (Ext. Cab standard and long box only)	0	0	0
Sunshades – LH and RH padded colour-keyed cloth with extenders; LH with pocket, RH with visor mirror	S	S	S
Windows – power, driver's side express-down and passenger lock-out feature	–	S	S
Window – rear, manual sliding	0	0	0

SEATS

Front, 40/20/40 split-bench with manual driver's side recliner – vinyl or cloth trim	S	–	–
Front, Custom cloth, 40/20/40 split-bench with manual recliners and centre armrest/storage – Ext. and Crew Cab also include seatback storage pockets	0	S	–
Front, 40/20/40 split-bench with leather seat inserts and driver's side power 6-way seat adjuster (NA on Reg. Cab) ⁴	–	0	–
Front bucket seats with manual recliners, power 6-way driver seat adjuster, driver and front-passenger inboard armrests – includes seatback storage pockets and centre floor console – Custom cloth or leather seat inserts (except Reg. Cab) ⁴	–	0	–
Full-feature front bucket seats with heated leather seat inserts, driver's side two-position memory controls and power 10-way driver and front passenger seat adjusters including power lumbar supports and seatback recliners. Includes driver and front passenger-side inboard armrests, seatback storage pockets and floor console	–	–	S
Leather front seat inserts – Ext. and Crew Cab	–	0	S
Head restraints , adjustable on all outboard seats	S	S	S
Power 6-way driver seat adjuster on 40/20/40 split-bench seat	–	0	–
Rear, fold-up seat on Ext. Cab ⁴	S	S	S
Rear, 60/40 split fold-down seat On Crew Cab	–	S	S

⁴ Rear seats are vinyl on LS and LT Extended Cab models when leather seat inserts are specified.

ENTERTAINMENT SYSTEMS	BASE	LS	LT
AM/FM stereo with seek/scan, digital clock and 4 speakers	S	–	–
AM/FM stereo with seek/scan, CD player, Radio Data System (RDS), auto tone control, digital clock and 6 speakers (4 speakers on Reg. Cab)	0	S	–
Same as above with both cassette tape and CD players	–	0	0
AM/FM stereo with seek/scan, 6-disc CD changer, Radio Data System (RDS), auto tone control, digital clock and 6 Bose premium speakers	–	0	S
XM Satellite Radio ⁵	–	0	0
Bose premium speakers , included with bucket seats	–	0	S
Steering wheel audio controls	–	0	S
Rear-seat audio controls (Crew Cab)	–	0	S
DVD Entertainment Package – includes rear-seat overhead fold-down 178 mm (7 in.) LCD colour monitor, DVD player, video game input (RCA) jacks, rear-seat audio controls and 2 wireless headphones (Crew Cab with bucket seats)	–	0	0

⁵ Includes 3 trial months beyond which service fees apply. Available in 10 Canadian Provinces and 48 contiguous United States. S – Standard. 0 – Optional individually or in combination with other optional equipment.

NOTE: The trim features indicated reflect only a portion of the content of Silverado 1500 series trim level. For a complete list, details and information on other Silverado series, see your Sales Consultant for complete listings, current availability and compatibility.

SILVERADO 1500 PREFERRED EQUIPMENT GROUPS (PEGs)

- The first upgrade (1SB) adds the following features to the Base Ext. Cab models: Carpeted floor covering and floor mats – Bodyside mouldings – Rear locking differential (4x4 models) – Chrome-appearance steel wheels with chrome centre caps – Colour-keyed grille surround with chrome bar
- You can further upgrade the Base Reg. and Ext. Cab models by adding these convenience features (1SC) to above: Cruise control – Power programmable door locks – CD player
- You can also upgrade the LS models to include these features (1SE): Fog lights – Deep-tinted glass on all windows behind front doors – Autotrac 4x4 system (on 4x4 models, standard on Crew Cab, except Cheyenne) – 17" 5-spoke aluminum wheels

VALUE LEADER REGULAR CAB

A value-based Regular Cab with limited option availability. Please see your Sales Consultant for complete details.

Mechanical – Engine: 195 hp Vortec 4.3L V6 – Transmission: 5-speed manual with overdrive – Suspension: Standard (Z83) with 2WD/Heavy-Duty (Z85) with 4x4
Exterior – Grille: gray surround – Wheels: 17" styled steel wheels with centre cap, painted silver
Interior – Seats: 40/20/40 split-bench, vinyl or cloth trim – Floor covering: black vinyl

SILVERADO SS

Below are some of the standard features that make Silverado SS such an outstanding vehicle.

Mechanical – Engine: 345 hp VortecMAX 6.0L V8 – Transmission: Heavy-duty 4-speed automatic – Rear-wheel drive with locking differential – Rear axle ratio: 3.73:1 – Z60 High-Performance Chassis Package
Exterior – Monochromatic colour scheme, including bumpers and grille – 20" x 8.5" Sport aluminum wheels – 17" steel spare – P275/55R20 all-season performance tires (4) – Deep-tinted windows behind front doors
Interior – Dual-zone manual climate control – White backlit gauge faces with orange needles – Front, Custom cloth, 40/20/40 split-bench seat
You can also upgrade the SS model to include these convenience features (1SK): Dual-zone automatic climate control – OnStar – AM/FM stereo with 6-disc CD changer – Smoker's Package – Steering wheel audio controls

SILVERADO CHEYENNE

A value-based Crew Cab with limited option availability.

LS Crew Cab 1500 2WD and 4x4 models – 285 hp Vortec 4.8L V8 – 4-speed automatic transmission – Heavy-duty suspension – Tires: P245/70R17 all-season on 2WD models, P265/70R17 all-season on 4x4 models – Dual-zone manual climate control air conditioning – AM/FM stereo with CD player

VORTEC 5.3L V8 HAULER PACKAGES

LS Regular and LS, LT Extended Cab 2WD models with Fleetside standard or long box – 295 hp Vortec 5.3L V8 – Trailerling Special Equipment Package – Locking rear differential – ZX3 Adjustable Ride Control suspension

LS, LT Crew Cab 2WD models with Fleetside short box – Trailerling Special Equipment Package – Locking rear differential
--

VORTEC 5.3L V8 OFF-ROAD PACKAGES

LS Regular and LS, LT Extended Cab 4x4 models with Fleetside standard or long box – 295 hp Vortec 5.3L V8 ⁶ – Trailerling Special Equipment Package – Z71 Off-Road Suspension Package – P265/70R17 On/Off Road tires – Autotrac 4x4 transfer case (standard on LT and up-level LS Extended Cab models)
--

LS, LT Crew Cab 4x4 models with Fleetside short box – Trailerling Special Equipment Package – Z71 Off-Road Suspension Package
--

⁶ Standard on LS Extended Cab long box and LT models. Extended Cab 4x4 standard box models feature the aluminum block High-Output Vortec 5.3L V8 with 310 hp.

FAMILY CAB PACKAGE

LS, LT Crew Cab 1500 models – Entertainment Package includes DVD player and wireless headphones – XM Satellite Radio ⁵ – Power sunroof
--

SILVERADO SPECIAL EDITION PACKAGES

Base Regular or Extended Cab 1500 2WD and 4x4 models – Custom cloth seat trim – Heavy-duty suspension (standard on 4x4s) – 17" aluminum wheels – Deep-tinted glass on all windows behind front doors – Locking rear differential (standard on 4x4s) – Chromed stainless steel tubular side steps – Silverado Special Edition decals
--

LS Regular, Extended and Crew Cab 1500 2WD and 4x4 models – Heavy-duty suspension (standard on 4x4 and Crew Cab models) – 17" aluminum wheels – Deep-tinted glass on all windows behind front doors – Fog lights – Locking rear differential (standard on 4x4s) – Chromed stainless steel tubular side steps – Silverado Special Edition decals
--

VORTECMAX PERFORMANCE PACKAGE

LS, LT Extended Cab standard box and Crew Cab 1500 2WD and 4x4 models – Heavy-duty rear axle with a 9.5 in. diameter ring gear – Engine oil cooler – P265/70R17 On/Off Road tires – 345 hp VortecMAX 6.0L V8 engine – 4-speed super-duty automatic transmission (4L70E) – Adjustable Ride Control Suspension – Autotrac transfer case (standard on Crew Cab and 4x4 models) – Trailerling Special Equipment Package – VortecMAX door badge and engine cover decal
--

20" CHROME WHEEL PACKAGE

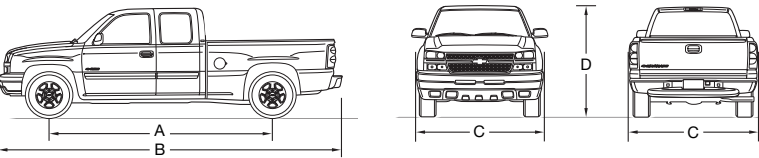
LS, LT Extended Cab short and standard box models and LS, LT Crew Cab models (except Cheyenne) – 20" x 8.5" 5-spoke, chromed aluminum wheels (4) – High-performance suspension (2WD models) – P275/55R20 all-season performance tires (4) – Rear axle ratio: 3.73:1
--

Silverado Cheyenne models – 20" x 8.5" 5-spoke, chromed aluminum wheels (4) – P275/55R20 all-season performance tires (4)
--

SILVERADO PERFORMANCE EDITION

LS, LT Extended Cab 1500 with standard box, 2WD models – 345 hp VortecMAX 6.0L V8 engine – 4-speed Heavy-duty automatic transmission (4L65E) – Auxiliary transmission oil cooler – High-performance suspension – 20" x 8.5" 5-spoke, chromed-finish aluminum wheels (4) – P275/55R20 all-season performance tires (4) – VortecMAX door badge and engine cover decal
--

DIMENSIONS



MODEL	A. WHEELBASE mm (in.)	B. OVERALL LENGTH mm (in.)
Regular Cab standard box	3023 (119.0)	5225 (205.7)
Regular Cab long box	3378 (133.0)	5702 (224.5)
Extended Cab short box	3404 (134.0)	5593 (220.2)
Extended Cab standard box	3645 (143.5)	5847 (230.2)
Extended Cab long box	4001 (157.5)	6325 (249.0)
Crew Cab short box (1500)	3645 (143.5)	5847 (230.2)
Crew Cab standard box (1500HD)	3886 (153.0)	6027 (237.3)
Crew Cab long box (2500HD and 3500)	4242 (167.0)	6507 (256.2)

	C. WIDTH mm (in.)	D. HEIGHT mm (in.)
Single Rear Wheels	2024 (79.7) (max.)†	1808 (71.2) (min.)*
Dual Rear Wheels	2441 (96.1) (max.)†	1963 (77.3) (max.)*

†Excluding mirrors. *Depending on model selected.

EXTERIOR COLOURS



Colours may not be exactly as illustrated due to restrictions of the printing process. Please see your Sales Consultant for specific colour and model availability and compatibility.

WHEELS

- 1.** 17-in. Styled Steel Wheels, painted silver. Standard on 1500 Value Leader Regular Cab and Base Ext. Cab models. Includes a painted centre cap.

4. 20-in. Sport Aluminum Wheels. Standard on Silverado SS (P30). Optional chrome-finish shown (P35).

7. 16-in. Painted Steel Wheels. Standard on 2500HD models. Includes a painted centre cap on Base models, a chrome centre cap on LS.
- 2.** 17-in. Chrome Styled Steel Wheels. Standard on 1500 Base Regular Cab LS models and Crew Cab Cheyenne models. Available on Base Extended Cab. Includes a chrome centre cap (PY9).

5. 20-in. Chromed Aluminum Wheels. Available on Silverado Performance Edition and 20-in. Chrome Wheel Package.

8. 16-in. Steel Wheels, painted silver. Standard on 3500 Single-Rear Wheel. Includes a chrome centre cap on LS and LT models.
- 3.** 16-in. Cast Aluminum Wheels. Standard on Silverado Hybrid.

6. 17-in. Polished Cast Aluminum Wheels. Standard on 1500 Crew Cab and Extended Cab LT models. Available on Extended Cab LS (P25).

9. 16-in. Styled Steel Wheels. Standard on 3500 Dual-Rear Wheel LS and LT models. Base models feature painted centre cap. LS and LT models feature chrome trim ring and centre cap. Available on Base model (P06).



- 10.** 16-in. Chrome Styled Steel Wheels. Standard on 1500HD and 2500HD LS, available on 2500HD Base model. Includes a chrome centre cap (NZ7).

11. 16-in. Polished Forged Aluminum Wheels. Standard on 1500HD and 2500HD LT models. Available on 1500HD LS and 2500HD Base and LS models (PY0).

12. 16-in. Chrome-Glad Steel Wheels. Available on 3500 Single-Rear Wheel models (P03).

INTERIOR FABRICS



Base cloth 40/20/40 split-bench seat, shown in 69C – Dark Charcoal (vinyl is standard, not shown). Also available in 52C – Tan (1).

LS Custom cloth bucket seat, shown in 52D – Tan. Also available in 69D – Dark Charcoal (2) or with optional Custom leather seat inserts in 922 – Medium Gray (3), 692 – Dark Charcoal (4) or 522 – Tan (5).

LT full-feature bucket seat with Custom leather seat inserts, shown in 922 – Medium Gray. Also available in 692 – Dark Charcoal (4) and 522 – Tan (5).

EXTERIOR/INTERIOR COLOUR COMPATIBILITY				
▼ Exterior	Interior ►	52 – Tan	69 – Dark Charcoal	92 – Medium Gray (leather only)
15 – Sandstone Metallic*†		•	•	•
16 – Graystone Metallic		•	•	•
25 – Dark Blue Metallic		•	•	•
41 – Black**		•	•	•
46 – Blue Granite Metallic		•	•	•
47 – Dark Green Metallic*†		•	•	•
50 – Summit White		•	•	•
59 – Silver Birch Metallic**			•	•
63 – Sport Red Metallic††		•	•	•
74 – Victory Red**		•	•	•

*Not available on 1500 Crew Cabs. **Available on SS models. †Not available on 1500HD Crew Cabs. ††Not available on Base or Value Leader models.

- 1.** 52C – Tan Cloth

2. 69D – Dark Charcoal Custom Cloth

3. 922 – Medium Gray Custom Leather

4. 692 – Dark Charcoal Custom Leather

5. 52D – Tan Custom Leather

ONSTAR

OnStar® uses advanced communications technology to enhance your safety, security and convenience. OnStar Advisors can provide a wealth of information and perform a variety of diagnostic services. They can also provide assistance in an emergency. No wonder more than 4 million people have become OnStar subscribers and over 12 million calls are made each month on the built-in voice-activated, hands-free system. OnStar and one year of the Safe & Sound Plan are standard on Silverado LT and available on LS and SS models. See your dealer for more information on plans and services.

*OnStar services require vehicle electrical system (including battery), wireless service, and GPS satellite signals to be available and operating for features to function properly. Not all OnStar features are available on all vehicles. OnStar acts as a link to existing emergency service providers. OnStar Hands-Free Calling requires a Hands-Free enabled vehicle, prepaid minutes and existing OnStar service contract. Subscription Service Agreement required.

XM SATELLITE RADIO

What's convinced more than six million people to subscribe to XM Satellite Radio? How about the largest playlist on the planet, with musical genres that span everything from decades to dance, rock to rap and country to classical – broadcasting the most commercial-free music in digital quality sound? Or is it the news, talk, comedy and sports channels – including more than 1,000 NHL games – and all available from coast to coast? XM has revolutionized radio as we know it. And now you can enjoy XM Satellite Radio in your next General Motors vehicle – GM is the first automaker to offer factory-installed satellite receivers. Ask your dealer for more information.

*Includes three free trial months beyond which service fees apply. Available in 10 Canadian provinces and 48 contiguous United States.

THE GM WARRANTY:†
The New Vehicle Limited Warranty is your promise of total warranty protection. It applies to the first owner and all future owners of the vehicle, and covers repairs to correct vehicle defects related to materials or workmanship during the warranty period. The warranty includes:
• 3-year/60,000 km* Base warranty coverage
• 6-year/160,000 km* rust-through perforation coverage
• 8-year/130,000 km* coverage on catalytic converters and powertrain control modules (PCMs)
• 5-year/160,000 km* Duramax Diesel warranty coverage†
• 8-year/160,000 km* Hybrid Component warranty coverage†
*Whichever comes first. †Conditions and limitations apply.

OTHER OWNERSHIP PRIVILEGES AND PROGRAMS:‡
• **Roadside Assistance** – 24/7 service via toll-free number during the Base warranty period, anywhere in Canada or the United States
• **Courtesy Transportation** – may be offered during the Base warranty period
• **GM Protection Plan (GMPP)** – the only extended services contract backed by the resources and commitment of General Motors. GMPP may be purchased at the time of your sale or lease, or subsequently during the Base warranty period
• **GM Goodwrench Service** – with GM-certified technicians and GM-approved parts, nobody knows your GM vehicle better. ‡Conditions and limitations apply.

TO HELP YOU PURCHASE OR LEASE A NEW VEHICLE:
• **GMAC Financing** – on the spot financing at your GM dealership††
• **GMAC SmartLEASE** – a smart alternative to traditional financing††
• **GM Student Bonus Program** – GM will cover the first two purchase finance or lease payments and the lease security deposit on eligible new GM vehicles for students and recent graduates of high school, college or university†
• **The GM Card** – eligible cardholders may be able to redeem up to \$3500 on GM Card® Earnings toward the total purchase price or lease down payment on selected vehicles†. For more information on The GM Card please call 1-800-461-3279.
†Conditions and limitations apply. ††Subject to eligibility.

INFORMATION RESOURCES:
You can find more information about these programs from your GM dealer, or at these information centres:
• The GM Website at gmcanada.com
• The GM Customer Communication Marketing Centre at 1-800-GM-DRIVE (1-800-463-7483 or 1-800-263-3830 for TDD users)
• For information about GMAC visit gmcanada.com or call 1-800-616-4622.

