

EXPRESS

2006

2006 EXPRESS



CHEVROLET

CENTURY
AUTO.CA



Express 2500 LS, shown in Dark Green Metallic.

EXPRESS

2006



For more information about Express
visit our Web site at express.gmcanada.com

WHAT YOU WANT FROM A FULL-SIZE VAN.

Express isn't just one supremely capable van – it's a family of full-size vans that invites you to spec out the wheelbase, seating capacity, powertrain and configuration that is just right for your needs. Of course, every Express has the solid credentials you expect of a Chevy Truck beginning with a full-length fully boxed frame. As the only full-size van to offer available all-wheel drive,* Express can also handle Canadian roads through all four seasons. And for commercial truck buyers, Express has strengthened its Cargo Van lineup for 2006, with the addition of the available Duramax 6600 Diesel that produces 460 lb-ft. of torque. Even more of what you want from a full-size van – the 2006 Chevy Express. For All Life's Roads.

*Based on 2005 Model Year data for the GM Large Passenger Van segment and the latest published competitive information available at the time of printing. Excludes other GM vehicles.

CHEVROLET



FOR ALL LIFE'S ROADS

CENTURY
AUTO.CA

EXPRESS

INTERIOR

RAISING YOUR COMFORT LEVEL.

Express gives you the choice: 8-, 12- and 15-passenger seating configurations are available. But one choice that Express will never ask you to make is between comfort and capacity. Every Express features ample spread-out space and a generous aisle that makes it easy to get into any row of seats. Comforting to know, isn't it?

EXPRESS INTERIOR FEATURES:

- Power windows, power door locks, tilt adjustable steering column and cruise control are standard on LS models
- Front and rear air conditioning, standard on all long wheelbase passenger models
- Four-speaker sound system with CD player
- Available power six-way driver and front-passenger seats.



The Express instrument panel features a multi-function computer with comprehensive diagnostic capabilities and warning systems.





Express 1500 LS with standard eight-passenger seating,
Custom cloth trim and available left-hand 60/40 swing-out side doors.

EXPRESS

PERFORMANCE

THE FLIP SIDE OF CAPACITY – POWER.


When you build vans that are capable of handling a variety of loads, you also have to build vans that incorporate a range of powerful engines. With four different engines, Express passenger models enable you to match your van's engine to its load requirements. That means you get the power you need – with impressive efficiency.



TECHNOLOGY

NO ROOM FOR OVERSTEER AND UNDERSTEER.

When you have 12 to 15 people on board, the last thing you want to worry about is a lateral skid. So you will be pleased to learn that all Express 3500 passenger models come equipped with the StabiliTrak system that counters the forces of understeer and oversteer, to help you retain your intended driving line. Not a typical feature in vans – because Express is anything but a typical van.



STABILITRAK

The StabiliTrak vehicle stability enhancement system is standard on Express 3500 passenger models. StabiliTrak helps you regain control from potentially dangerous lateral skids.

STANDARD TOW/HAUL MODE

A class-exclusive* Tow/Haul mode, when activated, greatly enhances Express's trailering capabilities by producing a more aggressive automatic transmission shift pattern when carrying a significant load.

*Based on 2005 Model Year data for the GM Large Passenger Van segment and the latest published competitive information available at the time of printing. Excludes other GM vehicles.

TWO-STAGE MULTI-LEAF REAR SPRINGS

When you load up your Express, the two-stage multi-leaf springs engage, to provide added support and maintain a smooth ride.

FOUR VORTEC ENGINES

The Express passenger model lineup features a Vortec V6, standard in most 1500 models, plus three Vortec V8 engines, including the 300 hp Vortec 6000 V8 that develops 360 lb.-ft. of torque which comes standard in 3500 models.

FULL-LENGTH BOXED FRAME.

You expect a Chevy Truck to be strong. With a full-length boxed frame, Express sets a very high standard for rigidity.

AVAILABLE AWD

Express's full-time, single-speed AWD system normally operates in a 35/65 front/rear torque split. When wheel slippage occurs, additional torque is transferred to the wheel with the best traction.

LONG-LIFE FEATURES

A series of long-life features helps to reduce the frequency of service requirements. Long-life spark plugs, DEX-COOL engine coolant, DEXRON III transmission fluid and a self-adjusting serpentine drive belt are all standard. They all contribute to Express's impressive durability.

FOUR-WHEEL DISC BRAKES

A four-wheel vented disc braking system with ABS is standard on every Express, for assured braking power. The system also features dynamic rear proportioning (DRP), which recognizes minute changes in wheel speed and modulates the amount of pressure applied to the rear brakes, optimizing brake balance.

POWER RACK-AND-PINION STEERING

All Express 1500 models feature power rack-and-pinion steering for accurate steering response. Express 2500 and 3500 models feature a heavy-duty power recirculating ball steering system.

EXPRESS

COMMERCIAL

THE NEW POWER IN CARGO VANS.

Express Cargo Vans have always earned their keep with rock-solid hauling capabilities and Chevy dependability. Now, for 2006, Cargo Vans add to that already powerful combination, with an expanded engine lineup that is headlined by the newly available Duramax 6600 Diesel V8 that generates a whopping 460 lb.-ft. of torque and is mated with a heavy-duty four-speed automatic transmission. The lineup also includes four Vortec gasoline-powered engines, with three V8s to choose from: the 275 hp Vortec 4800, the 285 hp Vortec 5300, and the 300 hp Vortec 6000, in addition to the economical 195 hp Vortec 4300 V6. Even more reasons to go with the power among full-size Cargo Vans: Chevy Express. For more information on Chevy Express Cargo Vans, please ask your Sales Consultant for the Chevy Commercial Trucks Brochure.

ACCESSORIES

Genuine GM Accessories are the perfect way to enhance the function and appearance of your new Express. They are the only accessories that are integrated into the process of designing your vehicle, ensuring excellent fit, finish and functionality. And only GM Accessories are backed by GM's 3-year/60,000 km New Vehicle Limited Warranty.* They can also be included in your new-vehicle lease or finance agreement through GMAC. Ask your dealer for a complete list of the GM Accessories available for Express, or visit gmcanada.com

*Whichever comes first. When permanently installed by the dealer at the time you purchase or lease your new vehicle.

GM ACCESSORIES AVAILABLE FOR EXPRESS INCLUDE:

- Vinyl floor mats
- Moulded splash guards
- Hitch-mounted bike carrier
- Roof racks
- Hood protector
- Ventvisors
- Roof-mounted ski/hard cargo carrier.



Express 2500 Regular Wheelbase Cargo Van showing the available Express Access Package.



Accessories



EXPRESS STANDARD & OPTIONAL FEATURES

MODEL	Seating Std./Opt.	Wheelbase mm (in.)	Cargo Volume L (cu. ft.)*	Max. GVWR kg (lb.)	Max. Payload kg (lb.)**	Max. Trailer Capacity kg (lb.)†
1500 Chevy Express Passenger	8	3429 (135.0)	7569 (267.3)	3266 (7200)	864 (1905)	2858 (6300)
1500 Chevy Express Passenger All-Wheel Drive (AWD)	8	3429 (135.0)	7569 (267.3)	3266 (7200)	729 (1607)	2767 (6100)
2500 Chevy Express Passenger	12/8	3429 (135.0)	7569 (267.3)	3900 (8600)	1228 (2708)	4445 (9800)
3500 Chevy Express Passenger	12/8	3429 (135.0)	7569 (267.3)	4355 (9600)	1629 (3591)	3493 (7700)
3500 Chevy Express Passenger Long Wheelbase (LWB)	12/15	3937 (155.0)	8971 (316.8)	4355 (9600)	1483 (3270)	3357 (7400)
1500 Chevy Express Cargo	2/1	3429 (135.0)	7569 (267.3)	3266 (7200)	1046 (2306)	2676 (5900)
1500 Chevy Express Cargo AWD	2/1	3429 (135.0)	7569 (267.3)	3266 (7200)	917 (2021)	2948 (6500)
2500 Chevy Express Cargo	2/1	3429 (135.0)	7569 (267.3)	3900 (8600)	1480 (3262)	4536 (10,000)
2500 Chevy Express Cargo LWB	2/1	3937 (155.0)	8971 (316.8)	3900 (8600)	1385 (3053)	4536 (10,000)
3500 Chevy Express Cargo	2/1	3429 (135.0)	7569 (267.3)	4355 (9600)	1881 (4147)	4536 (10,000)
3500 Chevy Express Cargo LWB	2/1	3937 (155.0)	8971 (316.8)	4355 (9600)	1795 (3958)	4536 (10,000)

*With all rear seats removed. **Payload includes passengers, equipment and cargo. Payloads are approximate and will change with the addition of optional or aftermarket equipment. Consult your dealer or equipment supplier for details.
†Z82 Trailing Special Equipment Package required or comparable frame-mounted hitch. Ask your Sales Consultant for a copy of the Trailing with Chevrolet Trucks brochure for details.

	CARGO PASSENGER		
	BASE	BASE	LS
SAFETY AND SECURITY			
Air bags – driver and front-passenger, frontal – includes Passenger Sensing System (1500 models)	S	S	S
Air bags – driver and front-passenger, frontal with on/off switch (2500 and 3500 models)	S	S	S
Brake/transmission shift interlock	S	S	S
Door locks – side and rear loading doors, child-security	S	S	S
Keyless entry system – remote	O	–	O
Safety restraints – child-seat tether anchors	S	S	S
Safety restraints – LATCH (Lower Anchors and top Tethers for Children), 2nd-row outboard position	–	S	S
Theft-deterrent system – PASSLock	S	S	S

MECHANICAL			
Brakes – power, 4-wheel disc with 4-wheel, anti-lock braking system (ABS)	S	S	S
Drive – rear-wheel (RWD)	S	S	S
Drive – all-wheel (AWD), 1500 regular wheelbase only	O	O	O
Engine – see chart on page 9	S	S	S
Heater – engine block	S	S	S
Locking differential – rear (except 3500 models)	O	O	O
StabiliTrak – vehicle stability enhancement system including traction assist (3500 models only)	–	S	S
Steering – power, rack-and-pinion (1500 models)	S	S	S
Steering – power, recirculating ball (2500 and 3500 models)	S	S	S
Transmission – 4-speed automatic with overdrive and Tow/Haul mode (heavy-duty on 2500 and 3500 models)	S	S	S
Transmission oil cooler – heavy-duty, with Vortec 6000 V8 (standard with Duramax 6600 V8 on Cargo models)	O	O	O

EXTERIOR			
Bumpers – front and rear with rear step, painted black	S	S	–
Bumpers – front, chrome with step pad; rear, chrome with entry assist step	O¹	O¹	S
Defogger – electric rear window	O	O	O
Deluxe Appearance Package – chrome grille with composite halogen headlights and chrome front and rear bumpers	O	O	S
Doors – right-hand 60/40 swing-out side or no-cost optional sliding side	S	S	S
Doors – left-hand 60/40 swing-out side²	O	O	O
Glass – Solar-Ray, light-tinted, all windows	S	S	S
Glass – deep-tinted on all windows behind front doors	O	O	O
Glass – complete body glass including swing-out side glass behind front doors and rear door windows	O	S	S
Grille – moulded plastic, painted black	S	S	–
Grille – chrome appearance	O¹	O¹	S
Halo – rear trim above tail lights, black	S	S	S
Halo – rear trim above tail lights, body colour³	O	O	O
Headlights – single rectangular halogen sealed beam	S	S	–
Headlights – dual composite halogen	O¹	O¹	S
Mirrors – dual foldaway, black	S	S	S
Mirrors – dual foldaway, power remote control, heated⁴	O	O	O
Tires – P235/75R16 all-season blackwall (1500 rear-wheel-drive models)	S	S	S

	CARGO PASSENGER		
	BASE	BASE	LS
EXTERIOR (cont'd)			
Tires – P245/75R16 all-season blackwall (1500 passenger all-wheel-drive models)	–	S	S
Tires – LT225/75R16E all-season blackwall (2500 models)	S	S	S
Tires – LT245/75R16E all-season blackwall (3500 models)	S	S	S
Trailer Special Equipment Package (Z82) – includes weight-distributing trailer platform with hitch receiver and 7-lead trailer wiring harness	O	O	O
Wheels – 16" x 6.5" steel, painted gray with gray centre cap⁵	S	S	–
Wheels – 16" x 6.5" steel, painted gray with chrome centre cap⁵	O	O	S
Wheels – 16" x 6.5" chrome-styled (1500 models only)⁵	–	O	O
Wheels – 16" x 7" aluminum (1500 models only)⁵	–	O	O
Windshield wipers – 2-speed with variable delay (intermittent)	S	S	S
Express Access Package – includes three side access panels with remote release, power windows and door locks	O	–	–
Express Access Plus Package – includes Express Access enhanced lighting package, chrome wheel centre caps, auxiliary lighting package and heated, power remote control exterior rear-view mirrors (requires Express Access Package)	O	–	–

1 – Requires available Deluxe Appearance Package. 2 – Available on certain regular wheelbase models. 3 – Not available with Black, Sport Red or Victory Red. 4 – Available with in-glass turn signals. 5 – Wheels shown on page 10.

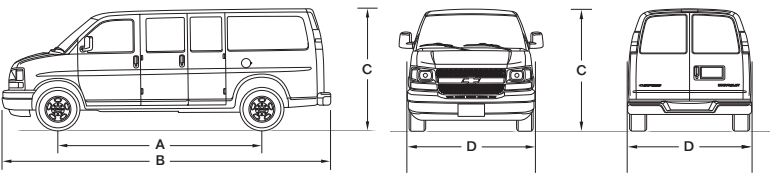
INTERIOR			
Air conditioning – front	O	S	S
Air conditioning – front and rear (standard on 3500 long wheelbase models)	O	O	O
Auxiliary Lighting Package – includes reading and underhood lights	O	O	S
Cruise control – electronic with resume, coast and accelerate/decelerate features⁶	O	O	S
Door locks – power	O	O	S
Floor covering – full-length black vinyl, front and rear	S	S	–
Floor covering – colour-keyed carpeting and removable rubber floor mats	–	O	S
Heater – auxiliary rear	O	S	S
Instrumentation – analogue (includes speedometer, voltmeter, coolant temperature, oil pressure, fuel gauge, odometer and trip odometer)	S	S	S
Mirror – rear-view, auto-dimming with compass, exterior temperature display	O	–	O
Power outlets – two auxiliary 12-volt	S	S	S
Smoker's Package – cigarette lighter and ashtray	O	O	O
Steering column – tilt adjustable⁶	O	O	S
Steering wheel – leather-wrapped	–	O	O
Storage compartment – located in instrument panel	O	O	S
Sunshades – dual visor mirrors, RH illuminated	–	O¹	S
Windows – power with driver's express-down	O	O	S

6 – Standard on all 3500 models. 7 – Included with Auxiliary Lighting Package.

SEATS			
Front – vinyl reclining high-back buckets	S	S	–
Front – Custom cloth reclining high-back buckets with inboard armrests	O	O	S
Power 6-way driver seat adjuster	O	O⁸	O
Power 6-way front-passenger seat adjuster	–	O⁸	O
8-passenger seating – 1500 models	–	S	S
12-passenger seating – 2500 and 3500 models	–	S	S
8-passenger seating – 2500 and 3500 regular wheelbase (RWB)	–	O	O
15-passenger seating – 3500 long wheelbase (LWB)	–	O	O

8 – Requires Custom cloth seat trim.

DIMENSIONS



EXTERIOR, mm (in.)	RWB*	LWB*
Wheelbase (A)	3429 (135.0)	3937 (155.0)
Length (B)	5692 (224.1)	6200 (244.1)
Height (C)*	2072 (81.6)	2084 (82.0)
Width (D)	2017 (79.4)	2017 (79.4)

*Not including roof rack.

INTERIOR, mm (in.)	front/2nd-row/3rd-row/4th-row/5th-row
Headroom	1021/978/980/968/968 (40.2/38.5/38.6/38.1/38.1)
Legroom	1049/884/955/1011/925 (41.3/34.8/37.6/39.8/36.4)
Shoulder room	1748/1750/1613/1735/1593 (68.8/68.9/63.5/68.3/62.7)
Hip room	1664/1676/1636/1514/1605 (65.5/66.0/64.4/59.6/63.2)
Load floor length	
– to front seat	3246 (127.8)
– to 2nd row	2303 (90.7)
– to 3rd row	1531 (60.3)
– to engine cover	3901 (153.6)
Width between wheelhousings – Cargo	1339 (52.7)
– Passenger	1282 (50.5)

CAPACITY	
Fuel tank, L (imp. gal.)	117 (25.7)

*RWB – regular wheelbase, LWB – long wheelbase.

SOUND SYSTEM

	CARGO BASE	PASSENGER BASE	LS
All Express sound systems include an electronically tuned AM/FM stereo with seek/scan, digital clock and a fixed mast antenna	S	S	S
2 speakers	S	–	–
4 speakers	–	S	S
AM/FM stereo with CD player	0	S	S
AM/FM stereo with cassette tape and CD player, automatic tone control, Radio Data System (RDS) and 6 speakers	–	0	0
AM/FM stereo with 6-disc CD changer, automatic tone control, Radio Data System (RDS) and 6 speakers	–	0	0

S – Standard. 0 – Optional individually or in combination with other optional equipment. Note: The trim features indicated reflect only a portion of the total content of each trim level. See your Sales Consultant for complete listings, current availability and compatibility.

PREFERRED EQUIPMENT GROUPS

Shown below are the Preferred Equipment Groups (PEGs) available on Chevy Express. For more information on Preferred Equipment Groups, please see your Sales Consultant.

UPGRADE THE BASE PASSENGER MODEL BY ADDING THESE 1SB FEATURES:

- Power windows and door locks
- Tilt adjustable steering column and cruise control
- Auxiliary Lighting Package – reading and underhood lights
- Dual visor mirrors, RH illuminated

UPGRADE THE LS PASSENGER MODEL BY ADDING THESE POPULAR 1SD FEATURES:

- Front and rear air conditioning (standard on 3500 LWB model)
- Deep-tinted glass behind front doors
- Remote keyless entry system
- Power remote-control, heated foldaway exterior mirrors
- Electrochromic auto-dimming interior rear-view mirror with compass and exterior temperature readouts
- Leather-wrapped steering wheel
- Aluminum wheels (1500 models only)

ENGINE AVAILABILITY

ENGINE	Vortec 4300 V6	Vortec 4800 V8	Vortec 5300 V8	Vortec 6000 V8¹	Duramax 6600 Diesel V8
HP @ rpm	195 @ 4600	285 @ 5200	295 @ 5200	300 @ 4400	250 @ 3000
Torque (lb.-ft.)@rpm	260 @ 2800	290 @ 4000	325 @ 4000	360 @ 4000	460 @ 1600
Transmission – automatic	4-spd. w/OD	4-spd. w/OD	4-spd. w/OD	4-spd. w/OD²	4-spd. w/OD²
MODELS					
1500 Chevy Express Passenger	S	–	0	–	–
1500 Chevy Express Passenger All-Wheel Drive (AWD)	–	–	S	–	–
2500 Chevy Express Passenger	–	S	–	0	–
3500 Chevy Express Passenger	–	–	–	S	–
3500 Chevy Express Passenger Long Wheelbase (LWB)	–	–	–	S	–
1500 Chevy Express Cargo	S	–	0	–	–
1500 Chevy Express Cargo AWD	–	–	S	–	–
2500 Chevy Express Cargo	–	S	–	0	0
2500 Chevy Express Cargo LWB	–	S	–	0	0
3500 Chevy Express Cargo	–	S	–	0	0
3500 Chevy Express Cargo LWB	–	S	–	0	0

S – Standard. 0 – Optional. 1 – Optional Alternative Fuel Compatible Engine, for operation using Compressed Natural Gas or Propane, based on Vortec 6000 V8. Available on certain 2500 and 3500 models only, see your Sales Consultant for details.
2 – Heavy-duty transmission with GVWRs of 3900 kg (8600 lb.) or greater.

COLOURS. WHEELS. FABRICS.

Express Exterior Colours

50 Summit White

74 Victory Red

15 Sandstone Metallic

25 Dark Blue Metallic

Exterior/Interior Colour Compatibility

Exterior	Neutral	Interior	Medium Dark Pewter
15 – Sandstone Metallic	•		
16 – Graystone Metallic	•		•
25 – Dark Blue Metallic	•		•
41 – Black	•		•
47 – Dark Green Metallic	•		•
50 – Summit White	•		•
59 – Silver Birch Metallic	•		•
63 – Sport Red Metallic	•		•
74 – Victory Red	•		•

Express Wheels



STYLED STEEL
16" x 6.5" painted gray with gray centre cap. Chrome centre cap is optional on Cargo and Base passenger models, standard on LS, 2500 and 3500 models feature 8-bolt attachment.



CHROME-STYLED
16" x 6.5" with chrome centre cap. Available on 1500 Express passenger models.



ALUMINUM
16" x 7" aluminum wheel with centre cap. Available on 1500 Express passenger models.

COMMITMENT:

Rock solid trucks. Backed by a rock-solid commitment. There is nothing halfway about Chevrolet's approach to building strong and durable trucks. That can also be said of the way Chevrolet backs each and every truck that bears its name. A comprehensive series of support programs makes it easier to purchase or lease a Chevy Truck and help protect you and your vehicle down the road. A powerful example of the level of protection you can expect is the GM TOTAL™ Warranty. It is so thorough. It covers everything from the roof right down to the tires. So when you drive off the lot of your Chevrolet dealership, you can do so with total confidence. Peace of mind is knowing that your vehicle is built for the long haul, and is backed by a comprehensive warranty.

THE GM TOTAL™ WARRANTY:

The GM TOTAL™ Warranty is your promise of total warranty protection. It covers every new Chevy Truck for 3 years or 60,000 km.* Complete vehicle repairs are covered, ** including parts and labour, with no deductible. The warranty includes:

- 3-year/60,000 km* complete vehicle repair coverage
- 6-year/160,000 km* corrosion perforation coverage
- 8-year/130,000 km* coverage on catalytic converters and powertrain control modules (PCMs).

*Whichever comes first. **To correct any defects in material or workmanship occurring during the warranty period. Regular maintenance is not included, nor is excessive wear and tear caused by reckless or negligent driving.

OTHER OWNERSHIP PRIVILEGES AND PROGRAMS:

- **Roadside Assistance** – 24/7 service via toll-free number during your warranty period, anywhere in Canada or the United States
- **Courtesy Transportation** – may be offered during the warranty period
- **GM Protection Plan (GMPP)** – the only extended services contract backed by the resources and commitment of General Motors. GMPP may be purchased at the time of your sale or lease, or subsequently

- **GM Mobility Program** – you may be eligible for reimbursement of up to \$1000 (taxes included) for adaptive equipment for your GM vehicle
- **GM Accessories** – personalize your vehicle with GM Accessories, specifically engineered for your new GM vehicle
- **GM Goodwrench Service** – with GM-certified technicians and GM-approved parts, nobody knows your GM vehicle better.

TO HELP YOU PURCHASE OR LEASE A NEW VEHICLE:

- **GMAC Financing** – on the spot financing at your GM dealership^{††}
- **GMAC SMARTLEASE** – a smart alternative to traditional financing^{††}
- **GM Student Bonus Program** – GM will cover the first two purchase finance or lease payments and the lease security deposit on eligible new GM vehicles for students and recent graduates of high school, college or university[†]
- **The GM Card** – eligible cardholders may be able to redeem up to \$3500 on GM Card® Earnings toward the total purchase price or lease down payment on selected vehicles. For more information on The GM Card please call 1-800-461-3279.[†]

[†]Conditions and limitations apply. ^{††}Subject to eligibility.

INFORMATION RESOURCES:

You can find more information about these programs from your GM dealer, or at these information centres:

- The GM Web site at gmcanada.com
- The GM Customer Communication Marketing Centre at 1-800-GM-DRIVE (1-800-463-7483 or 1-800-263-3830 for TDD users) – for information about any GM product or service, including The GM Card and the GM Mobility Program
- For information about GMAC visit gmcanada.com or call 1-800-616-4622.

CENTURY
AUTO.CA



47 Dark Green Metallic

59 Silver Birch Metallic


41 Black

63 Sport Red Metallic

Express Interior Fabrics

VINYL

Standard on Cargo and
Base Express passenger models.



Medium Dark Pewter



Neutral

CUSTOM CLOTH

Standard on Express LS passenger models and available
on Cargo and Base Express passenger models.



Medium Dark Pewter



Neutral

A WORD ABOUT THIS BROCHURE

Some of the equipment shown or described throughout this brochure may be available at extra cost. We have tried to make this brochure comprehensive and factual. We reserve the right, however, to make changes at any time, without notice, in prices, colours, materials, equipment, specifications, models and availability. Specifications, dimensions, measurements, ratings and other numbers in this brochure and other printed materials provided at the dealership or affixed to vehicles are approximates based upon design and engineering drawings and prototypes and laboratory tests. Your vehicle may differ due to variations in manufacture and equipment. Since some information may have been adapted since the time of the printing, please check with your Chevrolet dealer for complete details. General Motors of Canada Limited reserves the right to lengthen or shorten the model year for any product, for any reason, or to start and end model years at different times.

PRIVACY STATEMENT

At General Motors of Canada Limited ("GM Canada") we respect your privacy and value our relationship with you. Your personal information will be protected, will never be sold, and will be used only by GM Canada, our affiliates, dealers/retailers, and service suppliers (only to provide services). If you wish to be removed from GM Canada marketing communications; would like to limit only certain marketing communications from us; would like a listing of our specific uses or further information about those with whom your information is shared; or for further information about our Privacy Policy and practices, please contact us at 1-800-GM-DRIVE (1-800-463-7483) or through our Web site at gmcanada.com

A WORD ABOUT ASSEMBLY

Chevrolet Trucks are equipped with engines and components produced and assembled by different operating units of General Motors, its subsidiaries and suppliers and these engines and components may change or be obtained from different sources from time to time. All such engines and components are approved for use in Chevrolet Trucks. Certain equipment ordered may be unavailable at the time of assembly and we suggest that you verify that your vehicle includes the equipment you ordered, or if there are changes, that they are acceptable to you.

Colours may not be exactly as illustrated
due to restrictions of the printing process.

Please see your Sales Consultant
for specific colour and model availability
and compatibility.



16 Graystone Metallic

TRADEMARK

The marks appearing in this Chevrolet Express brochure including, but not limited to: General Motors, GM, the GM Canada emblem, the GM Canada Web site address, the GM Accessories logo, Chevrolet, Chevy, the Chevrolet emblem, Avalanche, Colorado, Equinox, Express, Silverado, SSR, Suburban, Tahoe, TrailBlazer and their respective logos, emblems, slogans and vehicle model names and body designs; and other marks such as DEX-COOL, DEXRON, Duramax, PASSLock, SMARTLEASE, Solar-Ray, StabiliTrak, Vortec and TOTAL Warranty are trademarks of General Motors Corporation and/or General Motors of Canada Limited, its subsidiaries, affiliates or licensors.

GMAC is a registered trademark of the General Motors Acceptance Corporation.

Radio Data System (RDS) is a registered trademark of the U.S. National Association of Broadcasters.

COPYRIGHT

©Copyright 2005 General Motors of Canada Limited. All Rights Reserved. All text, images, graphics, and other materials in this Chevrolet Express brochure are subject to the copyright and other intellectual property rights of General Motors Corporation and/or General Motors of Canada Limited. These materials may not be reproduced, distributed or modified without the express written permission of General Motors Corporation and/or General Motors of Canada Limited.

Printed in Canada, July 2005.




SSR




COLORADO



SILVERADO



AVALANCHE



EQUINOX



TRAILBLAZER



TAHOE



SUBURBAN



EXPRESS

A STORY ONLY GENERAL MOTORS CAN TELL.

General Motors' commitment to setting the highest standards in quality, safety, innovation, and fuel efficiency are matched by an equally strong commitment to the community.

DID YOU KNOW?

QUALITY: GM plants swept the J.D. Power Initial Quality Study^{SM*} rankings for North and South America: Gold and Silver Plant Quality Awards for the Canadian Oshawa #2 and #1 car plants, in addition to the Bronze Plant Quality Award for the Hamtramck, Michigan plant.

SAFETY: General Motors is the only automotive manufacturer committed to offering a full range of cars, trucks, and SUVs that provide safety protection before, during and after a collision. GM vehicles are equipped with a range of features and technologies that help drivers avoid collisions, reduce the risk of injury should a collision prove unavoidable, and help you get the assistance you need after a collision.

INNOVATION: GM is at the forefront of automotive technology with breakthrough features such as OnStar and XM Satellite Radio.

FUEL EFFICIENCY: GM offers more cars than any other automaker in Canada that get better than 7.0 L/100 km in highway driving. GM has also won more EnerGuide fuel-efficiency awards than any other car company.

GM IS COMMITTED TO CANADA.

INVESTMENT: GM invests more in Canada than any other car company: The \$2.5 billion Beacon Project represents the largest automotive investment in Canadian history.

EMPLOYMENT: GM directly employs over 20,000 people in Canada – more than any other car company.

DESIGN: GM is the only car company that designs, engineers and builds cars in Canada.

GM IS BEHIND YOU AND YOUR VEHICLE.

GM is equally comprehensive in the way it backs its Chevrolet vehicles. All Chevrolet Truck models include:

- **3-year/60,000 km** complete vehicle repair coverage**
- **6-year/160,000 km** corrosion perforation coverage**
- **8-year/130,000 km** coverage on catalytic converters and powertrain control modules (PCMs)**
- **3-year/60,000 km** 24-hour Roadside Assistance.**

*General Motors Corporation – Oshawa #2 (Ontario – Car) was the highest ranked plant, Oshawa #1 (Ontario) was the second ranked plant and Hamtramck, MI was the third ranked plant in North/South America among plants producing vehicles for the U.S. market in J.D. Power and Associates 2005 U.S. Initial Quality StudySM. Study based on a total of 62,251 U.S. consumer responses indicating owner reported problems during the first 90 days of ownership. www.jdpower.com

**Whichever comes first.



Canada

CHEVROLET PONTIAC BUICK GMC CADILLAC SATURN SAAB HUMMER

CHEVROLET FOR ALL LIFE'S ROADS

CENTURY
AUTO.CA

gmcanada.com

