



2017

SILVERADO HD

SILVERADO HD 2017

CHEVROLET 



CHEVROLET.CA

FIND NEW ROADS™



[TWITTER.COM/CHEVROLETCANADA](https://twitter.com/CHEVROLETCANADA)



[YOUTUBE.COM/CHEVROLETCANADA](https://youtube.com/CHEVROLETCANADA)



[FACEBOOK.COM/CHEVROLETCANADA](https://facebook.com/CHEVROLETCANADA)

CHEVROLET.CA

Silverado 3500HD Crew Cab Long Box
High Country 4x4 DRW in Black
with available features.



¹ Before you buy a vehicle or use it for trailering, carefully review the Trailering section of the Owner's Manual. The weight of passengers, cargo and options or accessories may reduce the amount you can tow. ² The Chevrolet Silverado HD received the highest numerical score among large heavy duty pickups in the J.D. Power 2015–2016 U.S. Vehicle Dependability Studies. 2016 study based on responses from 33,560 U.S. original owners of 2013 model-year vehicles after three years of ownership about problems experienced in the past 12 months, surveyed in October–December 2015. Your experiences may vary. Visit jdpower.com.



COMPLETE
CARE

Experience Chevrolet Complete Care, a comprehensive coverage, warranty and protection program that comes standard with every new 2017 Chevrolet Silverado HD lease and purchase. Please visit chevrolet.ca or see your dealer for full details.

YOUR COMPREHENSIVE OWNER BENEFIT PROGRAM.
2-year/48,000 km ¹ Complimentary Oil Changes ²
3-year/60,000 km ¹ New Vehicle Limited Warranty
5-year/160,000 km ¹ Powertrain Component Limited Warranty, with \$0 deductible on repairs and the warranty is fully transferable at no charge
5-year/160,000 km ¹ Courtesy Transportation
5-year/160,000 km ¹ 24/7 Roadside Assistance
6-year/160,000 km ¹ rust-through perforation coverage
8-year/130,000 km ¹ coverage on catalytic converters and Powertrain Control Modules (PCMs)
OnStar ³ Guidance Plan for 6 months, including Automatic Crash Response, Stolen Vehicle Assistance, Roadside Assistance and Turn-by-Turn Navigation (trial excludes Hands-Free Calling minutes)
OnStar Basic Plan ⁴ for 5 years on most Chevrolet vehicles, including select myChevrolet mobile app services ⁵

OTHER OWNERSHIP PRIVILEGES AND PROGRAMS⁶

- GM Protection Plan (GMPP) — the only extended service plan backed by the resources and commitment of General Motors, GMPP may be purchased at the time of sale or subsequently during the New Vehicle Limited Warranty period.
- Chevrolet Certified Service — to help your Chevrolet vehicle live up to its performance promise, Chevrolet Certified Service — found exclusively at your Chevrolet dealer — is there. With all the engineering excellence in your vehicle, GM-trained technicians have the expertise to care for all of it.
- Chevrolet Owner Centre — as an owner, take advantage of the Chevrolet Owner Centre. This online owner's destination gives you access to contests, current offers and the latest driving and maintenance tips. Find out more at mychevrolet.ca.

TO HELP YOU PURCHASE OR LEASE A NEW VEHICLE

- Purchase Financing and Leasing — on-the-spot financing; see dealer for full details.⁷
- GM Student Bonus Program — students or recent graduates of high school, college or university⁷ may be entitled to receive a Student Bonus Vehicle Redemption Allowance of \$500 or \$750⁶ (tax inclusive) (purchased vehicle dependant) to use towards the purchase, lease or finance of one eligible new Chevrolet vehicle.
- GM Card[®] — cardholders may redeem Earnings towards the total purchase price or lease down payment of an eligible new Chevrolet car, truck or crossover. Restrictions and limitations apply. For full program details, visit gmcards.ca.

INFORMATION RESOURCES You can find more information about these programs from your Chevrolet dealer, or at these information centres:

- The Chevrolet website at chevrolet.ca
- The GM Customer Care Centre at **1-800-GM-DRIVE (1-800-463-7483 or 1-800-263-3830** for TDD users).

A WORD ABOUT THIS BROCHURE Some of the equipment shown or described throughout this brochure may be available at extra cost. We have tried to make this brochure comprehensive and factual. We reserve the right, however, to make changes at any time, without notice, in prices, colours, materials, equipment, specifications, models and availability. Specifications, dimensions, measurements, ratings and other numbers in this brochure and other printed materials provided at the dealership or affixed to vehicles are approximates based upon design and engineering drawings and prototypes and laboratory tests. Your vehicle may differ due to variations in manufacture and equipment. Since some information may have been updated since the time of printing, please check with your Chevrolet dealer for complete details. General Motors of Canada Company reserves the right to lengthen or shorten the model year for any product, for any reason, or to start and end model years at different times. Certain vehicle features may lose their usefulness over time due to obsolescence from technological changes. Unless otherwise noted, all claims based on the latest available competitive information. Excludes other GM vehicles.

ENGINES Chevrolet products are equipped with engines produced by GM Powertrain or other suppliers to GM worldwide. The engines in Chevrolet products may also be used in other GM makes and models.

ASSEMBLY Chevrolet vehicles and their components are assembled or produced by different operating units of General Motors, its subsidiaries or suppliers to GM worldwide. We sometimes find it necessary to produce Chevrolet vehicles with different or differently sourced components than originally scheduled. Since some options may be unavailable when your vehicle is assembled, we suggest you verify that your vehicle includes the equipment you ordered and that, if there were changes, they are acceptable to you.

FLEET ORDERS Some standard content may be deleted on fleet orders. See dealer for details.

AN IMPORTANT NOTE ABOUT ALTERATIONS AND WARRANTIES Installations or alterations to the original equipment vehicle (or chassis) as distributed by General Motors are not covered by the General Motors New Vehicle Limited Warranty. The special body company, assembler, equipment installer or upfitter is solely responsible for warranties on the body or equipment and any alterations (or any effect of the alterations) to any of the parts, components, systems or assemblies installed by GM. General Motors is not responsible for the safety or quality of design features, materials or workmanship of any alterations by such suppliers.

TRADEMARKS The marks appearing in this brochure including, but not limited to, General Motors, GM, Chevrolet, the Chevrolet emblem, Silverado and their respective logos, emblems, slogans and vehicle model names and body designs; and other marks such as Duramax, Duramax, Find New Roads, myChevrolet, MyLink, OnStar, the OnStar emblem, StabiliTrak and Vortec are trademarks of General Motors LLC and/or General Motors of Canada Company, its subsidiaries, affiliates or licensors. Allison is a registered trademark of Allison Transmission, Inc. Apple, iPad, iPhone, iPod, iTunes and Siri are trademarks of Apple Inc., registered in the U.S. and other countries. Bluetooth is a registered trademark of Bluetooth SIG, Inc. Blu-ray is a trademark of the Blu-ray Disc Association. Bose is a registered trademark of the Bose Corporation. Facebook is a registered trademark of Facebook Inc. ©2016 Sirius XM Canada Inc. "SiriusXM," the SiriusXM logo, channel names and logos are trademarks of Sirius XM Radio Inc. and are used under license. All rights reserved. Twitter is a trademark of Twitter, Inc. YouTube is a registered trademark and Android is a trademark of Google Inc. Wi-Fi is a registered trademark of Wi-Fi Alliance.

COPYRIGHT ©Copyright 2016 General Motors of Canada Company. All rights reserved. All text, images, graphics, and other materials in this brochure are subject to the copyright and other intellectual property rights of General Motors LLC and/or General Motors of Canada Company. These materials may not be reproduced, distributed or modified without the express written permission of General Motors LLC and/or General Motors of Canada Company. Printed in Canada, November 2016

¹ Whichever comes first. Conditions and limitations apply. See dealer for details. ² Limit of four complimentary Lube-Oil-Filter services in total. Fluid top-offs, inspections, tire rotations, wheel alignments and balancing, etc., are not covered. Conditions and limitations apply. See dealer for details. ³ Visit onstar.ca for coverage maps, details and system limitations. Service plan required. Available 4G LTE with Wi-Fi hotspot requires WPA2 compatible mobile device and data plan. Data plans provided by AT&T. Services vary by model, service plan, conditions as well as geographical and technical restrictions. OnStar with 4G LTE connectivity is available on select vehicle models and in select markets. Vehicle must be started or in accessory mode to access Wi-Fi. ⁴ The OnStar Basic Plan is available for 5 years from the delivery date of the eligible new 2017 model year vehicles to the original owner and is transferable to subsequent owners for the remaining term. It includes the monthly Diagnostics Report emails (capabilities vary by model), Dealer Maintenance Notification, access to select vehicle mobile app features and more. This plan does not include emergency, security or navigation services. These and other services require a paid or Add-On Plan. Visit onstar.ca for vehicle availability, coverage maps, details and system limitations. Available 4G LTE with Wi-Fi hotspot requires WPA2 compatible mobile device and data plan. Data plans are provided by AT&T. ⁵ Available on select Apple and Android devices. Some features may require a paid OnStar service plan. Features and capability may vary by vehicle, device, conditions as well as geographical and technical restrictions. Device data connection required. ⁶ Conditions and limitations apply. ⁷ Subject to eligibility.



STRENGTH THAT STANDS THE TEST OF TIME.

Massive torque. Legendary transmissions. Advanced trailering technology. These are the cornerstones of the 2017 Silverado HD, delivering the towing confidence that comes only from a Chevy truck.

Pair our newly redesigned and available Duramax® 6.6L V8 Turbo-Diesel – now producing 445 horsepower and an incredible 910 lb.-ft. of torque – with the GM-exclusive Allison® transmission, and Silverado 3500HD can pull¹ some of the biggest loads without breaking a sweat.

And there's no doubt confidence and capability are going to be with you year after year. That's something J.D. Power agrees with, naming Silverado HD "Most Dependable Large Heavy Duty Pickup" in the U.S. Two Years in a Row.²

FIND NEW ROADS™

HIGH COUNTRY



Silverado 3500HD Crew Cab Long Box High Country 4x4 DRW in Black with available features and Silverado 2500HD Crew Cab Standard Box High Country 4x4 in Black with available features.

BOLD LOOKS TAKEN TO NEW HEIGHTS. Body-colour front and rear bumpers plus chrome wheels (SRW models) or polished-aluminum wheels (DRW models), 6-in. chrome assist steps, mirror caps, door handles, grille inserts and polished exhaust tip guarantee High Country is at home wherever you roam.

CHEVY TRUCK CAPABILITY. High Country has all the utility you expect, with the standard Trailering Equipment Package, cargo tie-downs, a spray-on bedliner and a power-sliding rear window.

REDEFINING RUGGED. Heated and vented perforated-leather-appointed front bucket seats come equipped with 12-way power adjusters for constant comfort. And for 2017, they're available in two colours: Saddle and all-new Jet Black. A 7-speaker Bose® premium sound system

with subwoofer, Chevrolet MyLink®¹ Radio with Navigation² and 8-in. diagonal colour touch-screen, a reconfigurable centre floor console and wireless charging station³ combine for the ultimate Silverado interior.



1



2



3



4

1. A SHINING EXAMPLE OF STRENGTH.

Available chrome-accented uplevel vertical trailering mirrors are heated and power-adjustable with integrated turn signal indicators. They include power-folding and memory features.

2. COMFORTABLE IN ANY SITUATION.

The exclusive Saddle or all-new Jet Black leather-trimmed interior includes full-feature power 12-way front bucket seats and embroidered head restraints.

3. PREMIUM HIGH COUNTRY FEATURES.

Standard for 2017 are a heated leather-wrapped steering wheel, power-adjustable pedals and the Driver Alert Package with Safety Alert Driver Seat, Lane Departure Warning, Forward Collision Alert, and front and rear park assist.

4. A NAME TO BE PROUD OF. Distinctive badging helps High Country stand tall in any crowd.

¹ MyLink functionality varies by model. Full functionality requires compatible Bluetooth and smartphone, and USB connectivity for some devices. ² At time of printing, detailed map coverage is available for most major urban areas of the United States and for certain metropolitan areas of Canada (Vancouver, Calgary, Edmonton, Winnipeg, Windsor, London, Toronto, Ottawa, Montreal, Quebec City and Halifax). Coverage is significantly limited outside these areas. ³ The system wirelessly charges one PMA- or Qi-compatible mobile device. Some devices require an adaptor or back cover. To check for phone or other device compatibility, visit chevrolettotalconnect.ca for details.

POWERTRAIN



NEW DURAMAX 6.6L V8 TURBO-DIESEL.

There are over 1 million Duramax Diesel engines with Allison® transmissions on the road today with over 150 billion kilometres of experience. We've taken that proven power and perfected it in an all-new available engine that churns out an earthshaking 910 lb.-ft. of torque,¹ 445 horsepower and all the towing² confidence you'll ever need.

STRONGER THAN EVER. To create a 19% increase in max. torque, we rethought nearly everything. The cylinder heads are stronger and stiffer, and our taller engine block allows for a more robust piston design. The crankshaft has larger connecting rod journals, and an active drain crankcase oil separator allows for better operation when you're pulling big loads.

HIGH-INTAKE INDUCTION SYSTEM.

The patent-pending induction system in the Duramax Diesel uses two air inlets – through the new hood scoop and near the fender – to satisfy the intake needs of this powerful engine, improve performance and help ensure water and debris intake is a non-issue, even in extreme conditions.

ACOUSTIC ENHANCEMENTS. The added horsepower and torque are benefits you can feel. But we didn't stop there. This engine also boasts reduced noise and vibration with acoustic rocker covers, isolated injectors, a full-length acoustic lower oil pan and an all-new fuel system.



Silverado 3500HD Regular Cab Long Box
WT 4x4 DRW in Summit White with
available Duramax 6.6L V8 Turbo-Diesel
engine and other features. Shown
with dealer-installed Toolbox and
6-in. Rectangular Assist Steps from
Chevrolet Accessories.

¹ 910 lb.-ft. of torque @ 1600 rpm with available Duramax 6.6L V8 Turbo-Diesel engine. ² Before you buy a vehicle or use it for trailering, carefully review the Trailering section of the Owner's Manual. The weight of passengers, cargo and options or accessories may reduce the amount you can tow.

EXTREME TEMPS? NO PROBLEM.

Duramax glow plugs heat up quickly and, together with a standard engine block heater and Direct Injection, can help your Silverado HD start quickly in extreme cold temperatures. At the other end of the spectrum, the engine oil cooler, transmission cooler and turbo intercooler will keep things cool under heavy load.

THE LEGENDARY ALLISON TRANSMISSION.

To handle the 910 lb.-ft. of torque¹ generated by the available Duramax 6.6L V8 Turbo-Diesel engine, Chevrolet engineers chose Allison, makers of military tank transmissions.

VORTEC™ 6.0L V8 ENGINE.

This powerplant, with a cast iron cylinder block, long-skirt design and 6-bolt main bearing caps, has been a dependable workhorse for millions of Chevrolet truck owners.

AVAILABLE FIFTH-WHEEL/GOOSENECK PREP PACKAGE.

The biggest trailers require the best equipment. Available on every cab, this package includes a hitch platform ready to accept a gooseneck ball or fifth-wheel hitch, a box-mounted trailer harness, a spray-on bedliner for added durability and convenience, and all the necessary box and bedliner holes drilled and capped.

TOWING




Silverado 3500HD Crew Cab LT 4x4 in Butte Red Metallic with available Duramax 6.6L V8 Turbo-Diesel engine, LT Convenience Package and dealer-installed 4-in. Round Chrome Tubular Assist Steps from Chevrolet Accessories.

CONFIDENCE IS KING. Silverado HD has the horsepower, torque and transmission necessary to pull everything from a fishing boat to a front-end loader. But it doesn't end there. We've equipped it with features that give you the ability to help control and stop the heaviest trailers.

DIGITAL STEERING ASSIST! Delivers enhanced control on the highway and in the parking lot. This advanced technology provides many of the same characteristics you'll get with Electric Power Steering, including ease of handling, stability at high speeds, manoeuvrability at low speeds, and excellent feel and response.

TOW UP TO 10,569 KG (23,300 LB.). Silverado 3500HD has the brute strength to tow massive loads — up to 10,569 kg (23,300 lb.)^{2,3} of fifth-wheel trailering and up to 9072 kg (20,000 lb.)^{3,4} of conventional towing.

STABILITRAK WITH TRAILER SWAY CONTROL. To keep your truck and your trailer heading in the same direction, StabiliTrak® with Trailer Sway Control automatically detects a swaying trailer and applies both the vehicle and the trailer brakes (if properly equipped) to help bring it back in line.



1. REAR VISION CAMERA. The available rear vision camera's dynamic guiding lines help when hitching a trailer.

2. DIESEL EXHAUST BRAKE SYSTEM² This system helps reduce the amount of conventional braking needed while towing or travelling downhill.

3. INTEGRATED TRAILER BRAKE CONTROLLER. For control and easy monitoring of your trailer brakes, an integrated trailer brake controller is standard on 3500HD and available on 2500HD.

4. FIFTH-WHEEL TRAILERING HITCH. When you need to handle the biggest trailers, it all starts with a durable fifth-wheel hitch. Available as a dealer-installed Chevrolet Accessory, these hitches feature an easy drop-in design and standard receivers that fit most ball mount assemblies.

¹ Standard on Crew Cab LT, LTZ and High Country models and also on 4-door Double Cab LT and LTZ models equipped with available Duramax 6.6L V8 Turbo-Diesel engine. ² Requires 3500HD Regular Cab 4x4 DRW with available Duramax 6.6L V8 Turbo-Diesel engine. ³ Before you buy a vehicle or use it for trailering, carefully review the Trailering section of the Owner's Manual. The weight of passengers, cargo and options or accessories may reduce the amount you can tow. ⁴ Requires 3500HD DRW when properly equipped with available Duramax 6.6L V8 Turbo-Diesel engine. ⁵ Included with available Duramax 6.6L V8 Turbo-Diesel engine.

PAYLOAD

Silverado 2500HD Crew Cab Standard Box LTZ 4x4 in Butte Red Metallic with available Duramax 6.6L V8 Turbo-Diesel engine, Z71 Off-Road Package and other features.

READY TO BEAR THE LOAD. Go ahead, pile it on. Silverado HD provides a roll-formed steel pickup box along with big payload numbers across the entire Regular Cab, 4-door Double Cab and Crew Cab lineup. Head to the specs section at the back of this brochure for all the details.

EZ-LIFT AND LOWER TAILGATE. Dampened by a torsion spring, the EZ-Lift and Lower tailgate is standard on LT, LTZ and High Country. It opens smoothly with no thud and can be closed with one hand, so you can load and unload cargo easily.

CONVENIENT CARGO BED LAMPS. Available LED lamps under the bed rails illuminate the bed – perfect for those times when the work day turns to work night or when the tonneau cover is on.

SPRAY-ON BEDLINER. To provide a permanent non-slip surface, the available spray-on liner covers the entire bed below the side rails, including the tailgate, front box top rail and lower tie-down loops.



1. GIVE 'EM A HAND. Pocket hand grips built into the top of the side rails provide a boost into the bed.

2. A LEG UP ON THE COMPETITION. The CornerStep rear bumper with non-slip treads also makes it easy to reach the cargo you're carrying.

3. TIES THAT BIND. Four standard lower tie-downs and available movable upper tie-downs can be positioned in numerous locations to help secure cargo.

4. DEFEND AGAINST DAMAGE. Standard bed rail protectors and an available factory-installed spray-on bedliner help prevent scratches and dings.

ENGINEERING

STRENGTH THAT NEVER FADES.


¹ Requires 3500HD Regular Cab 2WD DRW with Vortec 6.0L V8 engine. These maximum payload ratings are intended for comparison purposes only. Before you buy a vehicle or use it to haul people or cargo, carefully review the Vehicle Loading section of the Owner's Manual and check the carrying capacity of your specific vehicle on the label on the inside of the driver door jamb. ² Requires available Snow Plow Prep Package.


FULLY BOXED FRAME. The HD frame uses high-strength steel for the fully boxed frame rails. Nine cross members provide lateral support. The front frame segments are hydroformed, a process that minimizes weight without sacrificing strength. Mounted to the rear frame are

3-in.-wide leaf springs that help achieve a maximum payload rating of 3245 kg (7153 lb.)¹ on the Regular Cab model. The torsion bar independent front suspension helps shoulder Front Gross Axle Weight Ratings of up to 2722 kg (6000 lb.)²

HIGH-STRENGTH STEEL. The frame is precisely tuned to help isolate and absorb road vibration for a smoother ride and confident handling. And to help create a quiet cab, nearly two-thirds of the HD cab structure is made with high-strength steel, including the pillars, roof rails and rocker panels.

ROLLED, NOT STAMPED. The HD pickup bed benefits from high-strength steel too. HD features a roll-formed steel pickup box floor, which is lighter, stronger and more durable than traditional stamped-steel boxes used by competitors.





2016 model shown.

CORROSION-RESISTANT DURALIFE™ BRAKE ROTORS. Chevy engineers used patented ferritic nitrocarburizing (FNC) technology to help resist rust and increase rotor life.

HD PASSES THE MOST IMPORTANT TEST. To help validate design and materials, Silverado underwent more than 9.5 million kilometres of durability testing on proving grounds and tough roads and more than 11 million kilometres in the real world.

Z71 OFF-ROAD PACKAGE. This available package includes Rancho® twin-tube shocks, an underbody Skid Plate Package, Hill Descent Control and all-terrain tires which give you everything you need to take your Silverado off-road.

THE POWER TO PLOW. With the available Snow Plow Prep Package, Silverado HD 4x4 is ready with a beefed-up Front Gross Axle Weight Rating, powerful alternator, forward lamp wiring harness, Skid Plate Package and more.



INTERIOR DESIGN

Silverado 2500HD Crew Cab LTZ interior in Dune with perforated leather appointments and Cocoa interior accents.

DESIGNED FOR THE ALL-DAY DRIVE.

Resilient dual-firmness foam helps the seats retain their support over time, which is especially important for Silverado HD drivers and passengers who spend a lot of time in their trucks.

KEEP THE OUTSIDE WORLD OUTSIDE.

There's no better spot to make a call or plan the next job. The cabin is quiet, thanks to exterior aerodynamics, inlaid and triple-sealed doors, thicker windshield glass and sound-deadening materials.



1. MOBILE OFFICE. With an available centre console storage compartment designed to double as a file cabinet, Silverado HD puts your business on wheels.

2. KEEP AN EYE ON IMPORTANT INFO. An available 4.2-in. diagonal colour Driver Information Centre lets you choose what information you see and how you see it.

3. FULL-SIZE STORAGE. Forward-hinged rear doors provide easy access to the rear seats. Those seats can be folded up to provide extra space for tools, luggage or whatever else you want to keep inside.

TECHNOLOGY

1. MYLINK. DONE YOUR WAY.

Available Chevrolet MyLink¹ lets you arrange icons and features on the optional 7-in. or 8-in. diagonal colour touch-screen. Store up to 60 favourites, including radio stations, contacts and even destinations (requires available Chevrolet MyLink¹ Radio with Navigation)²


2. THE WORLD AT YOUR FINGERTIPS.

Steering wheel-mounted controls allow you to activate available Bluetooth^{®3} phone functions, set the cruise control, engage the available heated steering wheel and more. All knobs and buttons are large enough to accommodate gloved hands.

3. ALWAYS POWERED UP. An available wireless charging⁴ station lets you conveniently charge your cell phone.

4. myChevrolet™ MOBILE APP⁵

Simply download the app to your compatible smartphone and if your vehicle is properly equipped, you can start or turn off the engine⁶, lock/unlock the doors⁸, send destinations⁷ to your available navigation system (if equipped), view key vehicle diagnostic information, set parking reminders and more.



¹ MyLink functionality varies by model. Full functionality requires compatible Bluetooth and smartphone, and USB connectivity for some devices. ² At time of printing, detailed map coverage is available for most major urban areas of the United States and for certain metropolitan areas of Canada (Vancouver, Calgary, Edmonton, Winnipeg, Windsor, London, Toronto, Ottawa, Montreal, Quebec City and Halifax). Coverage is significantly limited outside these areas. ³ Visit chevrolettotalconnect.ca to find out which phones are compatible with the vehicle. ⁴ The system wirelessly charges one PMA- or Qi-compatible mobile device. Some devices require an adaptor or back cover. To check for phone or other device compatibility, visit chevrolettotalconnect.ca for details. ⁵ Available on select Apple and Android devices. Some features may require a paid OnStar service plan. Features and capability may vary by vehicle, device, conditions as well as geographical and technical restrictions. Device data connection required. ⁶ Visit onstar.ca for coverage maps, details and system limitations. Services vary by model, conditions as well as geographical and technical restrictions. Unlock feature requires automatic locks. Remote start requires factory-installed and -enabled remote start system. ⁷ Requires Basic Plan and navigation system to send directions through the mobile app. Turn-by-Turn directions available through an advisor with the Guidance Plan or Navigation Add-On Plan. Visit onstar.ca for coverage maps. Services vary by model. ⁸ Includes data plan trial for 3 months or 3 GB, whichever comes first. Visit onstar.ca for coverage maps, details and system limitations. Service plan required. Available 4G LTE with Wi-Fi hotspot requires WPA2 compatible mobile device and data plan. Data plans provided by AT&T. Services vary by model, service plan, conditions as well as geographical and technical restrictions. OnStar with 4G LTE connectivity is available on select vehicle models and in select markets. Vehicle must be started or in accessory mode to access Wi-Fi. ⁹ Not compatible with all devices.



SILVERADO HD IS THE FIRST FULL-SIZE PICKUP TO OFFER BUILT-IN 4G LTE Wi-Fi. Thanks to the available built-in OnStar 4G LTE with Wi-Fi® hotspot,⁹ you have the ability to seamlessly connect up to seven devices to the Internet. It provides a great in-vehicle experience with a strong signal and reliable connection.

THE INSIDE IS CAPABLE TOO. Upper and lower gloveboxes give you and your entire crew places to store all kinds of items. And with a number of storage areas throughout, everyone has a spot for their gear.

A POWERFUL ALLY. You're never far from a power supply: depending on the model you choose, stay charged with multiple USB ports,⁹ up to four auxiliary power outlets and an available 110-volt AC outlet.

SAFETY

SAFETY STARTS WITH YOU. Safety features are no substitute for the driver's responsibility to operate the vehicle in a safe manner. The driver should remain attentive to traffic, surroundings and road conditions at all times. Read the vehicle Owner's Manual for important feature limitations and information.



SAFETY THAT NEVER RESTS.

With the available Driver Alert Package, you get features that help alert you to the unexpected, including the Safety Alert Driver Seat, Lane Departure Warning, Forward Collision Alert, and front and rear park assist.



SAFETY ALERT DRIVER SEAT. This available seat uses directional vibration pulses from the seat cushion instead of audible crash avoidance alerts to help indicate the direction of potential threats. The patented warning approach is tied into other onboard crash avoidance systems.



FORWARD COLLISION ALERT. This available feature continually monitors how close your vehicle is to the vehicle in front of you. If the system determines that a front-end collision with a detected vehicle is imminent, it alerts the driver to a potential crash. It also warns the driver if their Silverado HD is following a detected vehicle too closely.



LANE DEPARTURE WARNING. If you unintentionally change lanes without signalling, this available camera-based system sends an alert. The camera, mounted near the interior rear-view mirror, reads traffic lane markings when identifiable and provides audible and visual alerts.



FRONT AND REAR PARK ASSIST. Ideal when pulling into a parking spot at low speeds, this available system senses stationary objects and alerts you if an object is too close. The available rear vision camera automatically displays a live image of the area behind the vehicle on the screen in the centre stack after you shift into Reverse.



REAR VISION CAMERA. When the transmission is in Reverse, the available rear vision camera with dynamic guiding lines allows the driver to view objects directly behind the vehicle via the screen in the centre stack. So it's easier to back up, park or hook up a trailer.



ABS BRAKES. The 4-wheel, 4-channel, Anti-lock Braking System (ABS) helps provide straight, more controlled stops by preventing wheel lockup in most road conditions.



AIRBAGS. Standard on 2500HD are six airbags,¹ including frontal airbags, head curtain side-impact airbags with rollover protection and seat-mounted side-impact airbags. 3500HD has frontal airbags¹ standard, and available head curtain side-impact airbags with rollover protection and seat-mounted side-impact airbags²



TEEN DRIVER. This new technology encourages safe driving habits in a number of ways, including in-vehicle reports that monitor the frequency of available active safety feature activations, muting the audio system when front-seat occupants aren't wearing their safety belts, and giving audible and visual warnings when the vehicle is travelling over a predetermined speed. It's ideal in helping small business owners ensure workers are driving safely.

ONSTAR® AUTOMATIC CRASH RESPONSE³ In a crash, built-in sensors can alert a specially trained OnStar advisor, who is connected into your Silverado HD to see if you need help — even if you can't ask for it. Advisors can use GPS technology to pinpoint your location and request emergency help. Automatic Crash Response is included in the OnStar⁴ Guidance Plan, standard for the first six months (available on WT⁵).

¹ A NOTE ON CHILD SAFETY: Always use safety belts and the correct child restraint for your child's age and size, even with airbags. Even in vehicles equipped with the Passenger Sensing System, children are safer when properly secured in a rear seat in the appropriate infant, child or booster seat. Never place a rear-facing infant restraint in the front seat of any vehicle equipped with an active frontal airbag. See the Owner's Manual and the child safety seat instructions for more safety information. ² Head curtain and seat-mounted side-impact airbags are included with High Country. ³ Visit onstar.ca for vehicle availability, details and system limitations. OnStar acts as a link to existing emergency service providers. Not all vehicles may transmit all crash data. ⁴ Visit onstar.ca for coverage maps, details and system limitations. Service plan required. Available 4G LTE with Wi-Fi hotspot requires WPA2 compatible mobile device and data plan. Data plans provided by AT&T. Services vary by model, service plan, conditions as well as geographical and technical restrictions. OnStar with 4G LTE connectivity is available on select vehicle models and in select markets. Vehicle must be started or in accessory mode to access Wi-Fi. ⁵ Requires available Chevrolet MyLink Radio with 7-in. diagonal colour touch-screen display.

SPECIAL EDITIONS



Available Silverado 2500HD Midnight Edition, which includes the Z71 Off-Road Package. Shown on Crew Cab Standard Box LT 4x4 in Black with available Duramax 6.6L V8 Turbo-Diesel engine.


MIDNIGHT EDITION. Everything's better after dark in the Silverado HD Midnight Edition. It includes the Z71 Off-Road Package, Black 18-in. wheels, Goodyear Wrangler DuraTrac® off-road tires, Black bumpers and grille, Black Chevy bowtie emblems, bigger, bolder Z71 door badges, a spray-on bedliner and more. Available on 2500HD Crew Cab LT and LTZ as well as 3500HD Crew Cab LTZ (late availability).






Available Silverado 2500HD Custom Sport Edition. Shown on Crew Cab Standard Box LTZ 4x4 in Summit White with available Duramax 6.6L V8 Turbo-Diesel engine.

CUSTOM SPORT EDITION. Available on 2500HD Crew Cab LT and LTZ, the Custom Sport Edition includes 20-in. polished-aluminum wheels, chrome door handles, mirror caps and bodyside mouldings, body-colour grille and bumpers, front and rear park assist and a spray-on bedliner.

ACCESSORIES



	TRIM	CARGO BOX LENGTH	STANDARD ENGINE/TRANSMISSION	OPTIONAL ENGINE/TRANSMISSION	DRIVE
	WT	8'	Vortec 6.0L V8/ Hydra-Matic 6-speed	Duramax 6.6L V8 Turbo-Diesel/Allison 6-speed	2WD/4x4
	LT	8'	Vortec 6.0L V8/ Hydra-Matic 6-speed	Duramax 6.6L V8 Turbo-Diesel/Allison 6-speed	2WD/4x4
4-DOOR DOUBLE CAB					
	WT	6' 6"/8' (2500HD) 8' (3500HD)	Vortec 6.0L V8/ Hydra-Matic 6-speed	Duramax 6.6L V8 Turbo-Diesel/Allison 6-speed	2WD/4x4
	LT	6' 6"/8' (2500HD) 8' (3500HD)	Vortec 6.0L V8/ Hydra-Matic 6-speed	Duramax 6.6L V8 Turbo-Diesel/Allison 6-speed	2WD/4x4
	LTZ	6' 6"/8' (2500HD) 8' (3500HD)	Vortec 6.0L V8/ Hydra-Matic 6-speed	Duramax 6.6L V8 Turbo-Diesel/Allison 6-speed	2WD/4x4
CREW CAB					
	WT	6' 6"/8' (2500HD/3500HD SRW) 8' (3500HD DRW)	Vortec 6.0L V8/ Hydra-Matic 6-speed	Duramax 6.6L V8 Turbo-Diesel/Allison 6-speed	2WD/4x4
	LT	6' 6"/8' (2500HD/3500HD SRW) 8' (3500HD DRW)	Vortec 6.0L V8/ Hydra-Matic 6-speed	Duramax 6.6L V8 Turbo-Diesel/Allison 6-speed	2WD/4x4
	LTZ	6' 6"/8' (2500HD/3500HD SRW) 8' (3500HD DRW)	Vortec 6.0L V8/ Hydra-Matic 6-speed	Duramax 6.6L V8 Turbo-Diesel/Allison 6-speed	2WD/4x4
	High Country	6' 6"/8' (2500HD/3500HD SRW) 8' (3500HD DRW)	Vortec 6.0L V8/ Hydra-Matic 6-speed	Duramax 6.6L V8 Turbo-Diesel/Allison 6-speed	2WD/4x4

PAYLOAD AND TRAILER WEIGHT RATINGS

2500HD	ENGINE	AXLE RATIO	GVWR ¹ KG (LB.)	MAX. PAYLOAD ² KG (LB.)	MAX. CONVENTIONAL TOWING ³ KG (LB.)	MAX. FIFTH-WHEEL TOWING ³ KG (LB.)
REGULAR CAB LONG BOX 2WD	6.0L Gas	4.10	4218 (9300)	1603 (3534)	6577 (14,500)	6713 (14,800)
	6.6L Turbo-Diesel	3.73	4490 (9900)	1453 (3204)	6577 (14,500)	8210 (18,100)
REGULAR CAB LONG BOX 4x4	6.0L Gas	4.10	4309 (9500)	1547 (3410)	6577 (14,500)	6577 (14,500)
	6.6L Turbo-Diesel	3.73	4490 (9900)	1306 (2880)	6577 (14,500)	7212 (15,900)
DOUBLE CAB STANDARD BOX 2WD	6.0L Gas	4.10	4309 (9500)	1534 (3381)	5897 (13,000)	6577 (14,500)
	6.6L Turbo-Diesel	3.73	4536 (10,000)	1339 (2951)	5897 (13,000)	7439 (16,400)
DOUBLE CAB STANDARD BOX 4x4	6.0L Gas	4.10	4309 (9500)	1403 (3093)	5897 (13,000)	6441 (14,200)
	6.6L Turbo-Diesel	3.73	4536 (10,000)	1207 (2662)	5897 (13,000)	6532 (14,400)
DOUBLE CAB LONG BOX 2WD	6.0L Gas	4.10	4309 (9500)	1486 (3276)	6532 (14,400)	6532 (14,400)
	6.6L Turbo-Diesel	3.73	4536 (10,000)	1290 (2845)	6577 (14,500)	7121 (15,700)
DOUBLE CAB LONG BOX 4x4	6.0L Gas	4.10	4309 (9500)	1355 (2987)	6396 (14,100)	6396 (14,100)
	6.6L Turbo-Diesel	3.73	4536 (10,000)	1160 (2557)	6577 (14,500)	6214 (13,700)
CREW CAB STANDARD BOX 2WD	6.0L Gas	4.10	4309 (9500)	1466 (3233)	5897 (13,000)	6486 (14,300)
	6.6L Turbo-Diesel	3.73	4536 (10,000)	1271 (2803)	5897 (13,000)	6985 (15,400)
CREW CAB STANDARD BOX 4x4	6.0L Gas	4.10	4309 (9500)	1335 (2943)	5897 (13,000)	6350 (14,000)
	6.6L Turbo-Diesel	3.73	4536 (10,000)	1140 (2513)	5897 (13,000)	6123 (13,500)
CREW CAB LONG BOX 2WD	6.0L Gas	4.10	4309 (9500)	1425 (3141)	6486 (14,300)	6441 (14,200)
	6.6L Turbo-Diesel	3.73	4536 (10,000)	1230 (2711)	6577 (14,500)	6713 (14,800)
CREW CAB LONG BOX 4x4	6.0L Gas	4.10	4490 (9900)	1445 (3186)	6305 (13,900)	6305 (13,900)
	6.6L Turbo-Diesel	3.73	4536 (10,000)	1069 (2356)	6577 (14,500)	5625 (12,400)
3500HD SINGLE REAR WHEEL (SRW)	ENGINE	AXLE RATIO	GVWR ¹ KG (LB.)	MAX. PAYLOAD ² KG (LB.)	MAX. CONVENTIONAL TOWING ³ KG (LB.)	MAX. FIFTH-WHEEL TOWING ³ KG (LB.)
REGULAR CAB LONG BOX 2WD	6.0L Gas	4.10	4717 (10,400)	1991 (4390)	6577 (14,500)	6622 (14,600)
	6.0L Gas	4.10	4853 (10,700)	1978 (4361)	6486 (14,300)	6486 (14,300)
REGULAR CAB LONG BOX 4x4	6.6L Turbo-Diesel	3.73	5171 (11,400)	1919 (4230)	6577 (14,500)	7983 (17,600)

3500HD SINGLE REAR WHEEL (SRW) (CONTINUED)	ENGINE	AXLE RATIO	GVWR ¹ KG (LB.)	MAX. PAYLOAD ² KG (LB.)	MAX. CONVENTIONAL TOWING ³ KG (LB.)	MAX. FIFTH-WHEEL TOWING ³ KG (LB.)
DOUBLE CAB LONG BOX 2WD	6.0L Gas	4.10	4853 (10,700)	1926 (4246)	6441 (14,200)	6441 (14,200)
	6.6L Turbo-Diesel	3.73	5080 (11,200)	1776 (3916)	6577 (14,500)	7938 (17,500)
DOUBLE CAB LONG BOX 4x4	6.0L Gas	4.10	4990 (11,000)	1935 (4267)	6305 (13,900)	6305 (13,900)
	6.6L Turbo-Diesel	3.73	5262 (11,600)	1831 (4036)	6577 (14,500)	7802 (17,200)
CREW CAB STANDARD BOX 2WD	6.0L Gas	4.10	4763 (10,500)	1838 (4052)	5897 (13,000)	6441 (14,200)
	6.6L Turbo-Diesel	3.73	5035 (11,100)	1733 (3821)	5897 (13,000)	7938 (17,500)
CREW CAB STANDARD BOX 4x4	6.0L Gas	4.10	4899 (10,800)	1841 (4058)	5897 (13,000)	6305 (13,900)
	6.6L Turbo-Diesel	3.73	5216 (11,500)	1781 (3927)	5897 (13,000)	7802 (17,200)
CREW CAB LONG BOX 2WD	6.0L Gas	4.10	4853 (10,700)	1871 (4124)	6396 (14,100)	6350 (14,000)
	6.6L Turbo-Diesel	3.73	5171 (11,400)	1811 (3993)	6577 (14,500)	7893 (17,400)
CREW CAB LONG BOX 4x4	6.0L Gas	4.10	4990 (11,000)	1848 (4074)	6214 (13,700)	6214 (13,700)
	6.6L Turbo-Diesel	3.73	5262 (11,600)	1743 (3843)	6804 (15,000)	7711 (17,000)
3500HD DUAL REAR WHEEL (DRW)	ENGINE	AXLE RATIO	GVWR ¹ KG (LB.)	MAX. PAYLOAD ² KG (LB.)	MAX. CONVENTIONAL TOWING ³ KG (LB.)	MAX. FIFTH-WHEEL TOWING ³ KG (LB.)
REGULAR CAB LONG BOX 2WD	6.0L Gas	4.10	6123 (13,500)	3245 (7153)	6486 (14,300)	6486 (14,300)
	6.0L Gas	4.10	6078 (13,400)	3050 (6724)	6350 (14,000)	6305 (13,900)
REGULAR CAB LONG BOX 4x4	6.6L Turbo-Diesel	3.73	5908 (13,025)	2503 (5518)	9072 (20,000)	10,569 (23,300)
	6.0L Gas	4.10	5908 (13,025)	2828 (6235)	6260 (13,800)	6260 (13,800)
DOUBLE CAB LONG BOX 2WD	6.6L Turbo-Diesel	3.73	5908 (13,025)	2451 (5404)	9072 (20,000)	10,523 (23,200)
	6.0L Gas	4.10	5908 (13,025)	2701 (5955)	6169 (13,600)	6123 (13,500)
DOUBLE CAB LONG BOX 4x4	6.6L Turbo-Diesel	3.73	5908 (13,025)	2324 (5124)	9072 (20,000)	10,387 (22,900)
	6.0L Gas	4.10	5908 (13,025)	2772 (6112)	6214 (13,700)	6214 (13,700)
CREW CAB LONG BOX 2WD	6.6L Turbo-Diesel	3.73	5908 (13,025)	2395 (5281)	9072 (20,000)	10,478 (23,100)
	6.0L Gas	4.10	5908 (13,025)	2613 (5761)	6078 (13,400)	6033 (13,300)
CREW CAB LONG BOX 4x4	6.6L Turbo-Diesel	3.73	5908 (13,025)	2236 (4930)	9072 (20,000)	10,297 (22,700)

¹ Gross Vehicle Weight Rating (GVWR) includes vehicle, passengers, equipment and cargo. ² These maximum payload ratings are intended for comparison purposes only. Before you buy a vehicle or use it to haul people or cargo, carefully review the Vehicle Loading section of the Owner's Manual and check the carrying capacity of your specific vehicle on the label on the inside of the driver door jamb. ³ Before you buy a vehicle or use it for trailering, carefully review the Trailering section of the Owner's Manual. The weight of passengers, cargo and options or accessories may reduce the amount you can tow.

SELECT VEHICLE FEATURES

SILVERADO HD WT Silverado HD WT includes these standard features:
Vortec 6.0L V8 engine with Variable Valve Timing (VVT)
Oil life monitoring system
Heavy-duty 6-speed automatic transmission with Tow/Haul mode and Grade Braking
4-wheel disc brakes with Duralife rotors and Anti-lock Braking System (ABS)
High-capacity air cleaner
Heavy-duty auxiliary external engine oil cooler (air-to-oil)
Heavy-duty auxiliary external transmission oil cooler (air-to-oil)
StabiliTrak Electronic Stability Control System with Proactive Roll Avoidance and Electronic Trailer Sway Control, Hill Start Assist and traction control
Transfer case, 2-speed floor-mounted shifter (4x4)
Trailerling Equipment Package (3500HD)
Electronic trailer brake controller (3500HD)
Automatic locking rear differential
17-in. painted-steel wheels with centre caps (PYN) (2500HD)
18-in. painted-steel wheels with centre caps (PYT) (3500HD SRW)
17-in. painted-steel wheels with painted trim skins and centre caps (PYW & P03) (3500HD DRW)
Halogen projector-beam headlamps with daytime running lamps and automatic lamp control
Front recovery hooks, Black
Exterior mirrors, manual-folding, Black (2500HD)
Vertical camper mirrors, manual-folding, Black (3500HD)
Solar-absorbing tinted glass
Cargo box lighting
Locking tailgate
Bed rail and tailgate protector caps
CornerStep rear bumper
Capless fuelling (Vortec 6.0L V8)
Driver Information Centre with 3.5-in. monochromatic display
Teen Driver technology
Tire pressure monitoring system (2500HD)
Air conditioning with manual controls, single-zone with air filtration system
Power windows (Double Cab and Crew Cab)
Power-programmable door locks
Tilt adjustable steering column and cruise control
Front 40/20/40 split-bench seat
Folding rear bench seat (Double Cab)
60/40 split-folding rear bench seat (Crew Cab)
AM/FM stereo, auxiliary input jack and 4.2-in. colour display
4-speaker audio system (Regular Cab)
6-speaker audio system (Double Cab and Crew Cab)
USB port ¹

SILVERADO HD LT enhances Silverado HD WT features with:
Transfer case, 2-speed with electronic controls (4x4)
Digital Steering Assist (Double Cab with Duramax Diesel and Crew Cab)
17-in. machined-aluminum wheels (PYQ) (2500HD)
18-in. chromed-aluminum wheels (PYV) (3500HD SRW)
17-in. painted-steel wheels with chrome trim skins and centre caps (PYW & P06) (3500HD DRW)
Deep-tinted glass behind front doors
Rear vision camera
Remote keyless entry
Remote locking tailgate
Power exterior mirrors, heated, body-colour; includes driver-side spotter mirror (2500HD)
Vertical camper mirrors, power remote control, heated, manual-folding and manual-extending, black; includes lower convex spotter mirror, integrated turn signal indicators, auxiliary cargo lamp and amber auxiliary clearance lamp (3500HD)
Body-colour door handles and bodyside mouldings
Rear wheelhouse liners (Double Cab and Crew Cab)
EZ-Lift and Lower Tailgate
Driver Information Centre with 4.2-in. colour display
Colour-keyed carpeted floor covering
Rubber floor mats
Leather-wrapped steering wheel with Bluetooth, ^{®2} cruise and audio system controls
Power windows (Regular Cab)
Driver-seat manual lumbar adjuster
Front centre fold-down armrest with storage
Front lockable storage compartment in centre seat cushion
60/40 split-folding rear bench seat (Double Cab)
Sunshades with illuminated vanity mirrors
Chevrolet MyLink ³ Radio infotainment system with 8-in. colour touch-screen display
Single-slot CD/MP3 player
6-speaker audio system (Regular Cab)
Bluetooth ² hands-free phone connectivity and wireless audio streaming
OnStar ⁴ Guidance Plan for 6 months
OnStar 4G LTE and built-in Wi-Fi [®] hotspot ⁴ for up to seven devices, includes data trial for 3 months or 3 GB (whichever comes first)
OnStar Basic Plan ⁵ including limited features of the myChevrolet mobile app ⁶
SiriusXM [™] satellite radio ⁷ with 3-month trial.

SILVERADO HD LTZ enhances Silverado HD LT features with:
Trailerling Equipment Package (2500HD)
18-in. chromed-aluminum wheels (PYV) (2500HD)
Fog lamps

SILVERADO HD LTZ (CONTINUED)
Power exterior mirrors, heated, chrome caps (includes driver-side spotter mirror), power-folding, driver-side auto-dimming feature, integrated turn signal indicators and ground illumination (2500HD)
Vertical camper mirrors, power remote control, heated, power-folding and manual-extending, chrome caps; includes lower convex spotter mirror, integrated turn signal indicators, auxiliary cargo lamp and amber auxiliary clearance lamp (3500HD)
Chrome bodyside mouldings and chrome door handles
Chrome rectangular 6-in. assist steps (3500HD DRW)
Power-sliding rear window and electric rear-window defogger
Tilt and telescopic adjustable steering column
Remote vehicle starter system
Dual-zone automatic climate control with air filtration system
Theft-deterrent system
Interior rear-view auto-dimming mirror
Leather-appointed front seating surfaces
Heated driver and front-passenger power 10-way seat adjusters and power lumbar adjusters
2-position driver memory
Universal home remote.

SILVERADO HD HIGH COUNTRY enhances Silverado HD LTZ features with:
20-in. chromed-aluminum wheels (RQ9) (2500HD)
17-in. forged polished-aluminum wheels with centre caps (RS7) (3500HD DRW)
Forward Collision Alert
Lane Departure Warning
Front and rear park assist
Safety Alert Driver Seat
Body-colour front and rear bumpers
Unique chrome grille insert
Spray-on bedliner
4 movable upper cargo box tie-downs
Chrome tubular 6-in. assist steps
Polished exhaust tip
Power 12-way front bucket seats
Perforated-leather-appointed seating surfaces
Heated and vented front bucket seats
Power-adjustable pedals
Heated steering wheel
Reconfigurable centre floor console with power cord management, mobile phone storage and file holder
Chevrolet MyLink ³ Radio infotainment system with Navigation ⁸
Bose [®] 7-speaker premium audio system
Wireless charging station ⁹

ENGINES

VORTEC 6.0L V8 ENGINE

Standard on all models
Vortec technology includes high-flow cylinder heads, Sequential Fuel Injection and Variable Valve Timing (VVT) 360 hp @ 5400 rpm (2500HD); 330 hp @ 4600 rpm (3500HD) 380 lb.-ft. of torque @ 4200 rpm
Recommended fuel – regular unleaded gas or E85
Cast iron block and cast-aluminum cylinder heads
Displacement, cc (cu. in.) – 5967 (364)
Bore & Stroke, mm (in.) – 101.6 x 92 (4.00 x 3.62)
Compression ratio – 9.6:1
Ignition system – coil near plug, iridium-tipped long-life spark plugs, low-resistance spark plug wires
Maximum payload, ⁹ kg (lb.) – 3245 (7153) ¹¹
Maximum towing, ¹² kg (lb.) – 6713 (14,800) ¹³

DURAMAX 6.6L V8 TURBO-DIESEL ENGINE

Available on all models
Duramax technology includes Direct Injection with high-pressure common rail 445 hp @ 2800 rpm 910 lb.-ft. of torque @ 1600 rpm
Recommended fuel – diesel or B20 biodiesel
Cast iron block and cast-aluminum cylinder heads
Displacement, cc (cu. in.) – 6599 (403)
Bore & Stroke, mm (in.) – 103 x 99 (4.05 x 3.89)
Compression ratio – 16.0:1
Ignition system – compression, pre-heating glow plug start aid
Maximum payload ¹⁰ kg (lb.) – 2503 (5518) ¹⁴
Maximum towing ¹² kg (lb.) – 10,569 (23,300) ¹⁴

TRANSMISSIONS

MODEL	HYDRA-MATIC 6L90	ALLISON 1000 SERIES
	6-speed automatic standard on all models	6-speed automatic (with Duramax Turbo-Diesel)
Gear ratios (:1)		
First	4.27	3.09
Second	2.36	1.81
Third	1.53	1.41
Fourth	1.15	1.00
Fifth	0.85	0.71
Sixth	0.67	0.61
Reverse	3.06	4.48
Rear axle ratio	4.10	3.73


¹ Not compatible with all devices. ² Visit [chevrolettotalconnect.ca](#) to find out which phones are compatible with the vehicle. ³ MyLink functionality varies by model. Full functionality requires compatible Bluetooth and smartphone, and USB connectivity for some devices. ⁴ Visit [onstar.ca](#) for coverage maps, details and system limitations. Service plan required. Available 4G LTE with Wi-Fi hotspot requires WPA2 compatible mobile device and data plan. Data plans provided by AT&T. Services vary by model, service plan, conditions as well as geographical and technical restrictions. OnStar with 4G LTE connectivity is available on select vehicle models and in select markets. Vehicle must be started or in accessory mode to access Wi-Fi. ⁵ The OnStar Basic Plan is available for 5 years from the delivery date of the eligible new 2017 model year vehicles to the original owner and is transferable to subsequent owners for the remaining term. It includes the monthly Diagnostics Report emails (capabilities vary by model), Dealer Maintenance Notification, access to select vehicle mobile app features and more. This plan does not include emergency, security or navigation services. These and other services require a paid or Add-On Plan. Visit [onstar.ca](#) for vehicle availability, coverage maps, details and system limitations. Available 4G LTE with Wi-Fi hotspot requires WPA2 compatible mobile device and data plan. Data plans are provided by AT&T. ⁶ Available on select Apple and Android devices. Some features may require a paid OnStar service plan. Features and capability may vary by vehicle, device, conditions as well as geographical and technical restrictions. Device data connection required. ⁷ Available in 10 Canadian provinces, 3 territories and the 48 contiguous United States. Subscription sold separately after trial period. If you decide to continue your service at the end of your trial subscription, the plan you choose will automatically renew and bill at then-current rates until you call 1-888-539-7474 to cancel. Other fees and taxes will apply. All fees and programming subject to change. See SiriusXM “Terms & Conditions” and complete details at [siriusxm.ca](#). ⁸ At time of printing, detailed map coverage is available for most major urban areas of the United States and for certain metropolitan areas of Canada (Vancouver, Calgary, Edmonton, Winnipeg, Windsor, London, Toronto, Ottawa, Montreal, Quebec City and Halifax). Coverage is significantly limited outside these areas. ⁹ The system wirelessly charges one PMA- or Qi-compatible mobile device. Some devices require an adaptor or back cover. To check for phone or other device compatibility, visit [chevrolettotalconnect.ca](#) for details. ¹⁰ These maximum payload ratings are intended for comparison purposes only. Before you buy a vehicle or use it to haul people or cargo, carefully review the Vehicle Loading section of the Owner’s Manual and check the carrying capacity of your specific vehicle on the label on the inside of the driver door jamb. ¹¹ Requires 3500HD Regular Cab 2WD DRW model. ¹² Before you buy a vehicle or use it for trailering, carefully review the Trailering section of the Owner’s Manual. The weight of passengers, cargo and options or accessories may reduce the amount you can tow. ¹³ Requires 2500HD Regular Cab 2WD model. ¹⁴ Requires 3500HD Regular Cab 4x4 DRW model.

SPECIFICATIONS

● STANDARD ○ AVAILABLE – NOT AVAILABLE

	WT	LT	LTZ	HIGH COUNTRY
SAFETY & SECURITY				
Airbags ¹				
– driver and front passenger, single-stage, frontal (2500HD Crew Cab and 3500HD)	●	●	●	●
– driver, single-stage, frontal and front passenger, dual-stage, frontal with Passenger Sensing System and airbag suppression (2500HD Regular Cab and Double Cab)	●	●	●	●
– driver and front passenger, seat-mounted side-impact	● ²	● ²	● ²	●
– front-to-rear, outboard seating positions, head curtain side-impact	● ²	● ²	● ²	●
Forward Collision Alert	–	○ ³	○ ³	●
Lane Departure Warning	–	○ ³	○ ³	●
Safety Alert Driver Seat	–	○ ³	○ ³	●
OnStar ⁴ Guidance Plan for 6 months	○ ⁵	●	●	●
StabiliTrak – Electronic Stability Control System with Proactive Roll Avoidance and Electronic Trailer Sway Control	●	●	●	●
Teen Driver – customizable vehicle features	●	●	●	●
Theft-deterrent system – unauthorized entry	–	○ ⁶	●	●
Traction control – electronic, full-function, all-speed	●	●	●	●
MECHANICAL				
Air cleaner – high-capacity	●	●	●	●
Alternator – 150 amp	●	●	●	●
– 220 amp	○	○	○	○
– dual, 150 amp and 220 amp, for Duramax 6.6L V8 Turbo-Diesel	○	○	○	○
Battery – 720 cca, 80 amp-hr with run-down protection (Vortec 6.0 L V8)	●	●	●	●
– auxiliary, 730 cca, 70 amp-hr with run-down protection (Vortec 6.0 L V8)	○	○	○	○
– dual 730 cca, 70 amp-hr with run-down protection (Duramax 6.6L V8 Turbo-Diesel)	●	●	●	●
Brakes – power, 4-wheel disc with Duralife rotors	●	●	●	●
– 4-wheel Anti-lock Braking System (ABS) with Hill Start Assist	●	●	●	●
Cooling – auxiliary external engine oil cooler, heavy-duty (air-to-oil)	●	●	●	●
– auxiliary external transmission oil cooler, heavy-duty (air-to-oil)	●	●	●	●
Differential – automatic locking, rear	●	●	●	●
Engine – Vortec 6.0L V8 with Variable Valve Timing (VVT), FlexFuel capable				
Horsepower – 360 @ 5400 rpm (2500HD); 330 @ 4600 rpm (3500HD)				
Torque – 380 lb.-ft. @ 4200 rpm	●	●	●	●
– Duramax 6.6L V8 Turbo-Diesel with smart exhaust brake system (requires Allison 1000 Series 6-speed automatic transmission)				
Horsepower – 445 @ 2800 rpm				
Torque – 910 lb.-ft. @ 1600 rpm	○	○	○	○

	WT	LT	LTZ	HIGH COUNTRY
MECHANICAL (CONTINUED)				
Engine block heater (included with Duramax 6.6L V8 Turbo-Diesel)	○	○	○	○
Exhaust system – aluminized stainless steel with single outlet	●	●	●	●
Frame – fully boxed with hydroformed front section	●	●	●	●
Steering – power, recirculating ball	●	●	●	●
– Digital Steering Assist (Double Cab with available Duramax 6.6L V8 Turbo-Diesel and Crew Cab)	–	●	●	●
Switch – high idle	○	○	○	○
Suspension – front, independent torsion bar with heavy-duty twin-tube shock absorbers	●	●	●	●
– rear, semi-elliptic multi-leaf springs with heavy-duty twin-tube shock absorbers	●	●	●	●
Trailer electric brake controller (included on all 3500HD models)	○	○	●	●
Trailer wiring provisions – for camper, gooseneck or fifth-wheel hitch, includes additional 7-way wiring harness located at the rear of the pickup box attached to the rear frame cross member ⁷	○	○	○	○
Transfer case (4x4 models) – 2-speed, floor-mounted, lever-operated	●	–	–	–
– 2-speed, electronic controls	–	●	●	●
Transmission – 6-speed automatic with 2 overdrive gears, tap-up/tap-down shift controls, Tow/Haul mode and Grade Braking	●	●	●	●
– Allison® 1000 Series 6-speed automatic with 2 overdrive gears, tap-shift range selection, Tow/Haul mode and Grade Braking (requires available Duramax 6.6L V8 Turbo-Diesel)	○	○	○	○
Winter front grille cover – one-piece, covers radiator grille and front bumper openings for winter operation (included and only available with Duramax 6.6L V8 Turbo-Diesel)	●	●	●	●
Z71 Off-Road Package – includes twin-tube Rancho® brand shocks, Hill Descent Control and underbody shields; also includes brushed-metal Z71 doorsill plate, unique Z71 gauge cluster, unique finish interior trim plates, unique lower bumper appearance, unique grille design with Z71 badge and Z71 pickup box decals (4x4 models)	–	○ ⁸	○ ⁹	–
EXTERIOR				
Assist steps – 6-in. rectangular, chrome	○	○	○ ¹⁰	●
Bedliner – spray-on, Black with bowtie logo	○	○	○	●
Bumper, front – body-colour	–	○ ¹¹	○ ¹¹	●
– chrome	●	●	●	–
Bumper, rear – body-colour with corner steps	–	○ ¹¹	○ ¹¹	●
– chrome with corner steps	●	●	●	–
Capless fuelling (Vortec 6.0L V8)	●	●	●	●
Cargo box tie-downs – 4 movable, upper	○	○	○	●

¹ Always use safety belts and the correct child restraint for your child's age and size, even with airbags. Even in vehicles equipped with the Passenger Sensing System, children are safer when properly secured in a rear seat in the appropriate infant, child or booster seat. Never place a rear-facing infant restraint in the front seat of any vehicle equipped with an active frontal airbag. See the Owner's Manual and the child safety seat instructions for more safety information. ² Available on 3500HD models. ³ Included with available Driver Alert Package. ⁴ Visit onstar.ca for coverage maps, details and system limitations. Service plan required. Available 4G LTE with Wi-Fi hotspot requires WPA2 compatible mobile device and data plan. Data plans provided by AT&T. Services vary by model, service plan, conditions as well as geographical and technical restrictions. OnStar with 4G LTE connectivity is available on select vehicle models and in select markets. Vehicle must be started or in accessory mode to access Wi-Fi. ⁵ Included with available Chevrolet MyLink Radio with 7-in. colour touch-screen display. ⁶ Included with available remote vehicle starter system. ⁷ Requires Trailering Equipment Package on 2500HD models. ⁸ Requires Trailering Equipment Package and all-terrain tires. Includes fog lamps. Not available with 3500HD DRW models. ⁹ Requires all-terrain tires. Not available with 3500HD DRW models. ¹⁰ Included with 3500HD DRW models. ¹¹ Included with another available option(s) and/or package(s). ¹² Standard on 3500HD models. ¹³ Includes body-colour caps. ¹⁴ 3500HD SRW models only. ¹⁵ Double Cab and Crew Cab only. ¹⁶ Requires all-terrain tires. ¹⁷ Crew Cab only. † All-season tires may not satisfy winter tire requirements in all regions of the country. Tires specifically designed for severe winter conditions and marked with the "winter tire" symbol  may be required during certain months or in certain regions. Contact your Provincial, Municipal or local road authority for information regarding which tires are required in your particular area.

	WT	LT	LTZ	HIGH COUNTRY
EXTERIOR (CONTINUED)				
Door handles – Black	●	–	–	–
– body-colour	–	●	○ ¹⁰	–
– chrome	○ ¹¹	○ ¹¹	●	●
Glass – solar-absorbing, tinted	●	●	●	●
– solar-absorbing, deep-tinted on all windows behind front doors	○ ¹¹	●	●	●
Grille – chrome surround	●	●	●	–
– chrome surround with chrome insert	–	–	–	●
Lighting – daytime running lamps	●	●	●	●
– projector-beam, halogen headlamps with exterior automatic lamp control	●	●	●	●
– amber cab roof marker lamps, five ¹⁰	○	○	○	○
– fog lamps, halogen	–	○ ¹¹	●	●
– dual cargo area, cab-mounted	●	●	●	●
– cargo box under rail, LED	○	○	○	○
– lamp provisions for cab roof-mounted beacon, provides an instrument panel-mounted switch and electrical wiring tucked beneath the headliner for a body upfitter to connect a body-mounted warning or emergency lamp; 30-amp nominal rating	○	○	○	○
Mirrors – manual control, Black (2500HD)	●	–	–	–
– vertical camper, manual-folding and manual-extending, Black; includes lower convex spotter glass	○ ¹²	–	–	–
– power remote control, heated, Black with driver spotter mirror (2500HD)	○ ¹¹	● ¹³	–	–
– power remote control, power-folding, heated, driver-side auto-dimming, integrated turn signals, ground illumination with driver spotter mirror, chrome (2500HD)	–	–	●	●
– vertical camper, power remote control, heated, manual-folding and manual-extending, Black; includes lower convex spotter mirror, integrated turn signal indicators, auxiliary cargo lamp and amber auxiliary clearance lamp	○	○ ¹²	–	–
– vertical camper, as above, plus power-folding and chrome caps	–	–	○ ¹²	○ ¹²
Mouldings – bodyside, body-colour	–	●	○ ¹⁰	–
– bodyside, chrome	–	○ ¹¹	●	●
Park assist – rear, obstacle detection with audible warning	–	○ ¹¹	–	–
– front and rear, obstacle detection with audible warning	–	○ ¹¹	○ ¹¹	●
Pickup box – tailgate and bed rail protector caps	●	●	●	●
Recovery hooks – front, Black	●	●	●	●
Spare tire – full-size, mounted on steel wheel	●	●	●	●
– locking carrier, winch-type mount under rear frame	●	●	●	●
Tailgate – locking	●	–	–	–
– remote locking, keyless remote activated	○ ¹¹	●	●	●
– EZ-Lift and Lower	–	●	●	●
Tires – LT245/75R17 all-season ¹ (2500HD)	●	●	–	–
– LT265/70R17 all-terrain (2500HD)	○	○	–	–
– LT265/70R18 all-season ¹ (2500HD and 3500HD SRW)	○ ¹²	○ ¹²	●	● ¹⁴
– LT265/70R18 all-terrain (2500HD and 3500HD SRW)	○	○	○	○ ¹⁴
– LT265/60R20 all-terrain (2500HD)	○	○	○	●
– LT235/80R17 all-season ¹ highway (3500HD DRW)	●	●	●	●
– LT235/80R17 all-terrain (3500HD DRW)	○	○	○	○

	WT	LT	LTZ	HIGH COUNTRY
EXTERIOR (CONTINUED)				
Underbody shields – protection for oil pan, differential case and transfer case (4x4 models)	○	○	○	○
Wheelhouse liners – rear (Double Cab and Crew Cab)	–	●	●	●
Wheels – 17" x 7.5" painted-steel (PYN) (2500HD)	●	–	–	–
– 17" x 7.5" machined-aluminum (PYQ) (2500HD)	○	●	–	–
– 18" x 8" painted-steel (PYT) (2500HD and 3500HD SRW)	○ ¹²	–	–	–
– 18" x 8" chromed-aluminum (PYV) (2500HD and 3500HD SRW)	–	○ ¹²	●	● ¹⁴
– 18" x 8" Black painted-aluminum (RT4) (2500HD)	○ ¹¹	○ ¹¹	–	–
– 20" x 9" 5-spoke polished-aluminum (PYU) (2500HD)	○ ¹¹	○ ^{11,15}	–	○
– 20" x 9" chromed-aluminum (RQ9) (2500HD)	–	–	–	●
– 20" x 9" polished-aluminum with Dark Argent Metallic-painted pockets (RTH) (2500HD)	○ ¹⁵	○ ^{16,17}	○ ^{16,17}	○ ¹⁶
– 20" x 9" 6-spoke polished-aluminum (Q7R) (2500HD)	–	–	○ ¹¹	–
– 17" painted-steel with painted trim skins and centre caps (PYW & P03) (3500HD DRW)	●	–	–	–
– 17" painted-steel with chrome trim skins and centre caps (PYW & P06) (3500HD DRW)	–	●	●	–
– 17" polished-aluminum (RS7) (3500HD DRW)	–	○ ¹⁷	○ ¹⁷	○ ¹⁷
Windshield wipers – front, 2-speed with variable delay (intermittent)	●	●	●	●
INTERIOR				
Centre console – floor-mounted, reconfigurable with movable cupholders, cell phone storage, power cord management and hanging file holder capability (included with front bucket seats)	–	○	○	●
Climate control – air filtration system	●	●	●	●
– manual, single-zone air conditioning	●	●	–	–
– automatic, dual-zone climate control	–	○ ¹¹	●	●
Cruise control – electronic, steering wheel-mounted controls	●	●	●	●
Defogger – electric rear-window	○	○ ¹¹	●	●
Floor covering – vinyl, graphite-colour rubberized coating	●	○	–	–
– colour-keyed carpeting	○	●	●	●
Floor mats, front and rear – rubber	○	●	●	–
– carpeted	–	–	–	●
Instrumentation – analogue gauges (includes speedometer, tachometer, engine temperature, oil pressure, voltmeter and fuel level)	●	●	●	●
– Driver Information Centre (includes 3.5-in. monochromatic display, oil life monitoring system and tire pressure monitoring system [included on 2500HD models, provides warning messages and basic vehicle information])	●	–	–	–
– Driver Information Centre (includes 4.2-in. colour display, driver personalization features, oil life monitoring system and tire pressure monitoring system [included on 2500HD models, provides warning messages and advanced vehicle information])	–	●	●	●
Locks – power, programmable with lock-out protection	●	●	●	●
– remote keyless entry with panic feature	○ ¹¹	●	●	●
– remote locking tailgate	○ ¹¹	●	●	●
Mirror – rear-view, manual day/night	●	●	–	–
– rear-view, auto-dimming	○ ¹¹	○ ¹¹	●	●
Pedals – power-adjustable accelerator and brake	–	○ ¹¹	○ ¹¹	●
Power outlet – 110-volt AC with 3-prong outlet	○ ¹¹	○ ¹¹	●	●

SPECIFICATIONS (CONTINUED)

	WT	LT	LTZ	HIGH COUNTRY
INTERIOR (CONTINUED)				
Rear vision camera	○ ¹	●	●	●
Retained accessory power	●	●	●	●
Steering column – tilt adjustable – tilt and telescopic adjustable	● –	● ○ ¹	– ●	– ●
Steering wheel – leather-wrapped with Bluetooth ^{®2} cruise and audio system controls – heated	– –	● –	● ○ ¹	● ●
Sunroof – power, tilt/sliding glass with sunshade, express-open, wind deflector and short overhead console (Crew Cab)	–	–	○	○
Sunshades – LH and RH padded – illuminated vanity mirrors	● –	● ●	● ●	● ●
Universal home remote (Double Cab and Crew Cab)	–	○ ¹	●	●
Upfitter switches – 4, 30-amp circuits for installation of aftermarket accessories	○	–	–	–
Vehicle starter system – remote	–	○ ¹	●	●
Window – power, rear sliding with rear defogger (Double Cab and Crew Cab)	–	○ ¹	●	●
Windows – power (Regular Cab) – power, driver express-up/-down, all others express-down (Double Cab and Crew Cab)	○ ¹ ●	● ●	– ●	– ●
SEATS				
40/20/40 front split-bench, 3-passenger	● ³	● ⁴	●	–
Reclining front bucket seats	–	○ ⁵	○	●
Manual driver-seat adjuster	●	●	–	–
Manual front-passenger seat adjuster	●	●	–	–
Power 10-way driver-seat adjuster	–	○ ⁶	●	–
Power 6-way front-passenger seat adjuster	–	○ ⁶	–	–
Power 10-way front-passenger seat adjuster	–	–	●	–
Power 12-way driver-seat adjuster	–	–	–	●
Power 12-way front-passenger seat adjuster	–	–	–	●
Power 10-way driver seat on 40/20/40 split-bench	–	○ ¹	–	–
Manual driver-seat lumbar adjuster	–	●	–	–
Power 2-way driver-seat lumbar adjuster	–	○ ⁶	●	–
Power 2-way front-passenger seat lumbar adjuster	–	○ ⁶	●	–
Power 4-way driver-seat lumbar adjuster	–	–	–	●
Power 4-way front-passenger seat lumbar adjuster	–	–	–	●
Centre fold-down armrest with storage	●	●	–	–
Lockable storage compartment in centre seat cushion	–	●	–	–
Seatback storage pockets	–	●	●	●
Vinyl trim	●	–	–	–
Cloth trim	●	●	–	–
Leather-appointed seating surfaces ⁷	–	○ ⁸	●	–

● STANDARD ○ AVAILABLE – NOT AVAILABLE

	WT	LT	LTZ	HIGH COUNTRY
SEATS (CONTINUED)				
Perforated-leather-appointed seating surfaces	–	–	○ ⁹	●
Heated front bucket seats	–	○	●	–
Heated and vented front bucket seats	–	–	○	●
Memory Package – includes 2-position driver seat and exterior rear-view mirrors	–	–	●	●
Rear full-folding bench seat (Double Cab)	●	–	–	–
Rear 60/40 split-folding bench seat (Double Cab)	–	●	●	–
Rear 60/40 split-folding bench seat (Crew Cab)	●	●	●	●
INFOTAINMENT				
AM/FM stereo with 4.2-in. colour display	●	–	–	–
Chevrolet MyLink ¹⁰ Radio Includes 7-in. diagonal colour touch-screen display with AM/FM stereo, auxiliary audio input jack, Bluetooth phone connectivity and wireless audio streaming ² and Siri Eyes Free ¹¹	○ ¹²	–	–	–
Chevrolet MyLink ¹⁰ Radio Includes 8-in. diagonal colour touch-screen display with Chevrolet MyLink Radio features listed above	–	●	●	●
Chevrolet MyLink ¹⁰ Radio with Navigation ¹³ and SiriusXM [™] Traffic ¹⁴ with 3-month trial	–	○	○	●
OnStar 4G LTE and built-in Wi-Fi [®] hotspot ¹⁵ for up to seven devices, includes data trial for 3 months or 3 GB (whichever comes first)	○ ¹⁶	●	●	●
OnStar Basic Plan ¹⁷ for 5 years	○ ¹⁶	●	●	●
4-speaker audio system (Regular Cab)	●	–	–	–
6-speaker audio system (Regular Cab)	○ ¹⁶	●	–	–
6-speaker audio system (Double Cab and Crew Cab)	●	●	●	–
6-speaker Bose [®] premium audio system – with front bench seat (Double Cab and Crew Cab)	–	○	○ ¹	–
7-speaker Bose premium audio system (including subwoofer) – with front bucket seats	–	○ ¹	○ ¹	●
Bluetooth ² – hands-free phone connectivity – wireless audio streaming	○ ¹⁶ ○ ¹⁶	● ●	● ●	● ●
Single-slot CD/MP3 player	–	●	●	●
SiriusXM [™] satellite radio ¹⁸ with 3-month trial	○	●	●	●
Auxiliary audio input jack	●	●	●	●
USB ports ¹⁹	●	●	●	●
Wireless charging station ²⁰ (Double Cab and Crew Cab)	–	○ ⁶	○ ⁶	●
AVAILABLE PACKAGES				
Custom Sport Edition (LT)	–	○	–	–
Includes front and rear park assist, body-colour grille with chrome bars, body-colour front and rear bumpers, spray-on bedliner, fog lamps, chrome bodyside mouldings and door handles and 20" polished-aluminum wheels (PYU) on 2500HD, 18" chromed-aluminum wheels (PYV) on 3500HD SRW and 17" forged polished-aluminum wheels (RS7) on 3500HD DRW (available on Crew Cab in Black or Summit White)				

	WT	LT	LTZ	HIGH COUNTRY
AVAILABLE PACKAGES (CONTINUED)				
Custom Sport Edition (LTZ)	–	–	○	–
Includes front and rear park assist, body-colour grille with chrome bars, body-colour front and rear bumpers, spray-on bedliner and 20" 6-spoke polished-aluminum wheels (Q7R) on 2500HD, 18" chromed-aluminum wheels (PYV) on 3500HD SRW and 17" polished-aluminum wheels (RS7) on 3500HD DRW (available on Crew Cab in Black or Summit White)				
Driver Alert Package – Regular Cab	–	○	–	–
– Double Cab and Crew Cab	–	–	○	●
Includes Lane Departure Warning, Forward Collision Alert, Safety Alert Driver Seat, and front and rear park assist				
Entertainment Package	–	–	○	○
Includes rear-seat DVD/Blu-Ray™ player, 9.2-in. LCD screen, remote control and 2 wireless headphones (Crew Cab)				
Gooseneck/Fifth-wheel Prep Package	○	○	○	○
Includes frame-mounted hitch platform to accept Gooseneck or fifth-wheel hitch with drilled floor openings for hitch mounting and 7-wire trailer harness mounted inside the box ²¹				
LT Convenience Package	–	○	–	–
Includes driver-side power 10-way seat adjuster (with bench seat), remote vehicle starter system, rear-window defogger, 110-volt AC power outlet, tilt and telescoping steering column and fog lamps. Double Cab and Crew Cab also include dual-zone automatic climate controls				
LT Plus Package	–	○ ²²	–	–
Includes universal home remote, rear park assist, power-adjustable pedals and sliding rear window with electric defogger				
LTZ Plus Package	–	–	○	–
Includes power-adjustable pedals, Bose premium audio system, front and rear park assist and heated steering wheel				
Midnight Edition	–	○	○	–
Includes front and rear park assist, body-colour grille with chrome bars, body-colour front and rear bumpers, body-colour door handles, projector-beam headlamps with body-colour bezels, fog lamps, spray-on bedliner, Black 4-in. round tubular assist steps, front and rear Black bowtie emblems, heated power-adjustable vertical camper exterior mirrors and 18" Black aluminum wheels (RT4) with LT275/65R18E Goodyear Wrangler DuraTrac® all-terrain tires (requires Black exterior colour and Z71 Off-Road Package; available on 4x4 models)				

	WT	LT	LTZ	HIGH COUNTRY
AVAILABLE PACKAGES (CONTINUED)				
Silverado HD Custom Package	○	–	–	–
Includes chrome door handles and chrome mirror caps, 20" polished-aluminum wheels (PYU), LT265/60R20 all-terrain tires, deep-tinted glass behind front doors, 110-volt AC power outlet, remote keyless entry with remote locking tailgate, rear vision camera, heated power-adjustable exterior mirrors, Trailing Equipment Package, integrated electric trailer brake controller, spray-on bedliner, Chevrolet MyLink ¹⁰ Radio with 7-in. colour touch-screen display and OnStar ¹⁵ Guidance Plan for 6 months (available on 2500HD Double Cab models)				
Snow Plow Prep Package	○	○	○	○
Includes power feed for backup and roof emergency light, 220-amp alternator, forward lamp wiring harness, provisions for cab roof-mounted beacon lamp, underbody shield and heavy-duty front springs (4x4 models)				
Snow Plow Package	○	○	–	–
Includes 18" Black painted-aluminum wheels (RT4), LT275/65R18E Goodyear Wrangler DuraTrac all-terrain tires (2500HD), LT265/70R18E all-terrain tires (3500HD SRW), Snow Plow Prep Package, smoked amber roof marker lights and spray-on bedliner (available on 2500HD and 3500HD SRW 4x4 models)				
Trailerling Equipment Package	○ ²³	○ ²³	●	●
Includes weight-distributing trailer hitch platform with a 2.5-in. receiver with a 2-in. adapter. Also includes a 7-wire harness with independent fused trailerling circuits mated to a 7-way sealed connector to hook up parking lamps, backup lamps, right and left turn signals, an electric brake lead, a battery and a ground. The trailer connector also includes the 4-way for use on trailers without brakes – park, brake/turn lamps. An integrated trailer brake controller is included, if not already equipped				
True North Edition	–	○ ²⁴	–	–
Includes driver-side power 10-way seat adjuster, dual-zone automatic climate controls, rear-window defogger, remote vehicle starter system, rear vision camera, 110-volt AC power outlet, tilt and telescopic steering column, 4-in. round chrome tubular assist steps and fog lamps; 2500HD models also include Trailerling Equipment Package and trailer electric brake controller (available on Double Cab and Crew Cab)				
Vortec Plus Package	–	–	○	–
Includes Z71 Off-Road Package, LTZ Plus Package, heated power-adjustable vertical camper mirrors with chrome caps, 20" polished-aluminum wheels (PYU) and front bucket seats (available on 2500HD 4x4 models with Vortec 6.0L V8)				
WT Convenience Package	○	–	–	–
Includes deep-tinted windows behind front doors, 110-volt AC power outlet, remote keyless entry with remote locking tailgate, rear vision camera and heated power exterior mirrors (also includes power windows on Regular Cab models)				

¹ Included with another available option(s) and/or package(s). ² Visit chevrolettotalconnect.ca to find out which phones are compatible with the vehicle. ³ Includes driver manual lumbar adjuster when cloth trim is specified. ⁴ Available with leather-appointed seating surfaces on Double Cab and Crew Cab. ⁵ Available on Double Cab or Crew Cab. Requires cloth trim. ⁶ Included with available front bucket seats. ⁷ Rear seat includes vinyl trim. ⁸ Requires 40/20/40 front split-bench seat. ⁹ Requires full-feature heated and vented front bucket seats. Rear seat includes vinyl trim. ¹⁰ MyLink functionality varies by model. Full functionality requires compatible Bluetooth and smartphone, and USB connectivity for some devices. ¹¹ Requires compatible iPhone running iOS 6 or later. ¹² Includes OnStar Guidance Plan for 6 months, OnStar Basic Plan for 5 years and OnStar 4G LTE with Wi-Fi hotspot capability. Includes 6-speaker audio system on Regular Cab. ¹³ At time of printing, detailed map coverage is available for most major urban areas of the United States and for certain metropolitan areas of Canada (Vancouver, Calgary, Edmonton, Winnipeg, Windsor, London, Toronto, Ottawa, Montreal, Quebec City and Halifax). Coverage is significantly limited outside these areas. ¹⁴ SiriusXM Traffic is available in select markets and requires SiriusXM satellite radio service. SiriusXM satellite radio and SiriusXM Traffic subscriptions are sold separately or as a package after the 3-month trial period. If you decide to continue service after your trial, the subscription plan you choose will automatically renew thereafter and you will be charged according to your chosen payment method at then-current rates. Fees and taxes apply. To cancel you must call 1-888-539-7474. For more information, visit siriusxm.ca/traffic. ¹⁵ Visit onstar.ca for coverage maps, details and system limitations. Service plan required. Available 4G LTE with Wi-Fi hotspot requires WPA2 compatible mobile device and data plan. Data plans provided by AT&T. Services vary by model, service plan, conditions as well as geographical and technical restrictions. OnStar with 4G LTE connectivity is available on select vehicle models and in select markets. Vehicle must be started or in accessory mode to access Wi-Fi. ¹⁶ Included with available Chevrolet MyLink Radio with 7-in. colour touch-screen display. ¹⁷ The OnStar Basic Plan is available for 5 years from the delivery date of the eligible new 2017 model year vehicles to the original owner and is transferable to subsequent owners for the remaining term. It includes the monthly Diagnostics Report emails (capabilities vary by model), Dealer Maintenance Notification, access to select vehicle mobile app features and more. This plan does not include emergency, security or navigation services. These and other services require a paid or Add-On Plan. Visit onstar.ca for vehicle availability, coverage maps, details and system limitations. Available 4G LTE with Wi-Fi hotspot requires WPA2 compatible mobile device and data plan. Data plans are provided by AT&T. ¹⁸ Available in 10 Canadian provinces, 3 territories and the 48 contiguous United States. Subscription sold separately after trial period. If you decide to continue your service at the end of your trial subscription, the plan you choose will automatically renew and bill at then-current rates until you call 1-888-539-7474 to cancel. Other fees and taxes will apply. All fees and programming subject to change. See SiriusXM “Terms & Conditions” and complete details at siriusxm.ca. ¹⁹ Not compatible with all devices. ²⁰ The system wirelessly charges one PMA- or Qi-compatible mobile device. Some devices require an adaptor or back cover. To check for phone or other device compatibility, visit chevrolettotalconnect.ca for details. ²¹ Requires available spray-on bedliner and vertical camper mirrors. ²² Double Cab or Crew Cab only. ²³ Standard on 3500HD models. ²⁴ Not available with Duramax 6.6L V8 Turbo-Diesel, LT Convenience Package, Midnight Edition on 2500HD models or Custom Sport Edition on 2500HD models.

EXTERIOR COLOURS



G1E - SIREN RED TINTCOAT^{1,2,3,4}



G1K - DEEP OCEAN BLUE METALLIC¹



G7C - RED HOT⁴



G7T - BUTTE RED METALLIC⁵



GAN - SILVER ICE METALLIC⁴



GAZ - SUMMIT WHITE



GBA - BLACK



GMU - PEPPERDUST METALLIC



GPA - GRAPHITE METALLIC

WHEELS

2500HD



17" Painted-Steel (PYN)
(Standard on WT)



17" Machined-Aluminum (PYQ)
(Standard on LT; available on WT)



18" Painted-Steel (PYT)
(Available on WT)



18" Black Painted-Aluminum (RT4)
(Available on LT and LTZ⁶)



18" Chromed-Aluminum (PYV)
(Standard on LTZ; available on LT)



20" 5-Spoke Polished-Aluminum
(PYU) (Available on WT,⁷ LT,⁸ LTZ⁹
and High Country)



20" Chromed-Aluminum (RQ9)
(Standard on High Country)



20" Polished-Aluminum with
Dark Argent Metallic-Painted Pockets (RTH)
(Available on LT,¹⁰ LTZ¹⁰ and High Country)



20" 6-Spoke Polished-Aluminum
(Q7R) (Available with Custom Sport
Edition on LTZ)

3500HD SINGLE REAR WHEEL (SRW)



18" Painted-Steel (PYT)
(Standard on WT)



18" Chromed-Aluminum (PYV)
(Standard on LT, LTZ
and High Country)



18" Black Painted-Aluminum (RT4)
(Available on LTZ^{6,11})

3500HD DUAL REAR WHEEL (DRW)



17" Painted-Steel (PYW) with Painted
Trim Skins and Centre Caps (P03)
(Standard on WT)



17" Painted-Steel (PYW) with Chrome
Trim Skins and Centre Caps (P06)
(Standard on LT and LTZ)



17" Polished-Aluminum (RS7)
(Standard on High Country;
available on LT¹⁰ and LTZ¹⁰)

INTERIOR FABRICS



Dark Ash Vinyl with Jet Black Accents¹²



Dark Ash Cloth with Jet Black Accents^{12, 13, 14}



Dark Ash Leather Appointments with Jet Black Accents¹⁵



Dark Ash Perforated Leather Appointments with Jet Black Accents¹⁶



Jet Black Cloth with Jet Black Accents^{15, 17}



Jet Black Leather Appointments with Jet Black Accents^{15, 18}



Jet Black Perforated Leather Appointments with Jet Black Accents¹⁶



Jet Black Perforated Leather Appointments with Medium Ash Grey Accents¹⁹



Dune Cloth with Cocoa Accents^{12, 13, 14}



Dune Leather Appointments with Cocoa Accents¹⁵



Dune Perforated Leather Appointments with Cocoa Accents¹⁶



Saddle Perforated Leather Appointments¹⁹

¹ Available at extra cost. ² Not available on Crew Cab model. ³ Not available on WT. ⁴ Not available on High Country. ⁵ Available on Crew Cab model only. ⁶ Included and only available with Midnight Edition. ⁷ Included and only available with Silverado HD Custom. ⁸ Requires Double Cab or Crew Cab model. ⁹ Requires available Vortec Plus Package. ¹⁰ Requires Crew Cab model. ¹¹ Late availability. ¹² Standard on WT. ¹³ Standard on LT Double Cab and Crew Cab models. ¹⁴ Available on LT Regular Cab model; requires available LT Convenience Package or True North Edition. ¹⁵ Standard on LTZ. ¹⁶ Available on LTZ; requires available full-feature heated and vented front bucket seats. ¹⁷ Standard on LT Regular Cab model. ¹⁸ Available on LT Double Cab and Crew Cab models; requires available LT Convenience Package or True North Edition. ¹⁹ Standard on High Country.

DIMENSIONS

	REGULAR CAB LONG BOX	DOUBLE CAB STANDARD BOX (2500HD)	DOUBLE CAB LONG BOX	CREW CAB STANDARD BOX	CREW CAB LONG BOX
EXTERIOR, MM (IN.)					
Wheelbase	3393 (133.6)	3663 (144.2)	4016 (158.1)	3904 (153.7)	4260 (167.7)
Length	5700 (224.4)	5842 (230.0)	6322 (248.9)	6083 (239.5)	6563 (258.4)
Width – SRW	2035 (80.1)	2045 (80.5)	2045 (80.5)	2045 (80.5)	2045 (80.5)
Width – DRW	2438 (96.0)	–	2438 (96.0)	–	2438 (96.0)
Height – 2500HD 2WD	1976 (77.8)	1984 (78.1)	1978 (77.9)	1988 (78.3)	1981 (78.0)
Height – 3500HD 2WD SRW	1977 (77.8)	–	1981 (78.0)	1990 (78.3)	1979 (77.9)
Height – 3500HD 2WD DRW	1950 (76.8)	–	1972 (77.6)	–	1976 (77.8)
Height – 2500HD 4x4	1975 (77.7)	1984 (78.1)	1978 (77.9)	1987 (78.2)	1980 (78.0)
Height – 3500HD 4x4 SRW	1979 (77.9)	–	1980 (78.0)	1985 (78.1)	1983 (78.1)
Height – 3500HD 4x4 DRW	1962 (77.2)	–	1972 (77.6)	–	1975 (77.8)
Front track	1748 (68.8)	1748 (68.8)	1748 (68.8)	1748 (68.8)	1748 (68.8)
Rear track – SRW	1709 (67.3)	1709 (67.3)	1709 (67.3)	1709 (67.3)	1709 (67.3)
Rear track – DRW	1906 (75.0)	–	1906 (75.0)	–	1906 (75.0)
INTERIOR, MM (IN.)					
Headroom, front	1087 (42.8)	1087 (42.8)	1087 (42.8)	1087 (42.8)	1087 (42.8)
Headroom, rear	–	982 (38.7)	982 (38.7)	1029 (40.5)	1029 (40.5)
Legroom, front	1150 (45.3)	1150 (45.3)	1150 (45.3)	1150 (45.3)	1150 (45.3)
Legroom, rear	–	880 (34.6)	880 (34.6)	1040 (40.9)	1040 (40.9)
Shoulder Room, front	1677 (66.0)	1647 (64.8)	1647 (64.8)	1647 (64.8)	1647 (64.8)
Shoulder Room, rear	–	1634 (64.3)	1634 (64.3)	1634 (64.3)	1634 (64.3)
Hip Room, front	1543 (60.7)	1543 (60.7)	1543 (60.7)	1543 (60.7)	1543 (60.7)
Hip Room, rear	–	1530 (60.2)	1530 (60.2)	1530 (60.2)	1530 (60.2)

MAXIMUM CAPACITIES

	REGULAR CAB LONG BOX	DOUBLE CAB STANDARD BOX (2500HD)	DOUBLE CAB LONG BOX	CREW CAB STANDARD BOX	CREW CAB LONG BOX
CAPACITIES, MM (IN.)					
Cargo Bed Length at Floor	2483 (97.8)	2003 (78.9)	2483 (97.8)	2003 (78.9)	2483 (97.8)
Cargo Bed Width Between Wheelhousings	1296 (51.0)	1296 (51.0)	1296 (51.0)	1296 (51.0)	1296 (51.0)
Cargo Bed Inside Width at Floor	1642 (64.6)	1642 (64.6)	1642 (64.6)	1642 (64.6)	1642 (64.6)
Cargo Bed Inside Height – 2500HD	539 (21.2)	536 (21.1)	539 (21.2)	536 (21.1)	539 (21.2)
Cargo Bed Inside Height – 3500HD SRW	539 (21.2)	–	539 (21.2)	539 (21.2)	539 (21.2)
Cargo Bed Inside Height – 3500HD DRW	542 (21.3)	–	542 (21.3)	–	542 (21.3)
CAPACITIES, L (CU. FT.)					
Cargo Volume	2161 (76.3)	1727 (61.0)	2161 (76.3)	1727 (61.0)	2161 (76.3)
CAPACITIES, L (IMP. GAL.)					
Fuel Tank	136 (29.9)	136 (29.9)	136 (29.9)	136 (29.9)	136 (29.9)