

# NEW CAPTIVA

CHEVROLET





SPECIFICATIONS AND FEATURES

ENGINE	BENZENE 2.4 L		DIESEL 2.0 L		
Driveline	Front Wheel Drive (FWD)	All Wheel Drive (AWD)	Front Wheel Drive (FWD)	Front Wheel Drive (FWD)	All Wheel Drive (AWD)
MODEL	LSX	LTZ	LSX	LTZ	LTZ
ENGINE					
Engine Type	Double overhead camshaft (DOHC), 4 cylinders in line / 16 valves		VCDI Double overhead camshaft (DOHC), 16 valves, straight 4 cylinders with variable geometry turbo (VGT)		
Displacement (cc)	2,384		1,998		
Bore x Stroke (mm)	88 X 98		86 X 86		
Compression Ratio	10.4 : 1		16.3 : 1		
Max Power (kW (PS) / rpm)	123 (167) / 5,600		120 (163) / 3,800		
Max Torque (Nm (Kgm) / rpm)	230 (23.45) / 4,600		400 (40.78) / 2,000		
Fuel System	Multi Point Fuel Injection		Common Rail Direct Injection System Electronically Controlled Injector Pumps		
TRANSMISSION					
Transmission Type	6 Speed Automatic Driver Shift Control				
Gear Ratio 1st gear	4.584		4.584		
Gear Ratio 2nd gear	2.964		2.964		
Gear Ratio 3rd gear	1.912		1.912		
Gear Ratio 4th gear	1.446		1.446		
Gear Ratio 5th gear	1.000		1.000		
Gear Ratio 6th gear	0.746		0.746		
Reverse gear	2.940		2.940		
Differential Ratio	3.870		2.890		3.230
SUSPENSION					
Front	Independent MacPherson Struts Coil Springs				
Rear	4 Multi Link Beam with Self-Levelizer System				
BRAKES SYSTEM					
Front	4-Wheel Disc Brake with Front Ventilation Fins and ABS System				
Rear					
DIMENSIONS					
Length (mm)	4,673				
Width (mm)	1,850				
Height (mm)	1,756				
Wheelbase (mm)	2,707				
Track Front/Rear (mm)	1,569 / 1,576				
Ground Clearance (mm)	200				
Turning Radius (m)	5.94				
INTERIOR DIMENTIONS					
Height - Front (mm)	1,454				
Height - Rear (mm)	1,455				
Shoulder Room Front (mm)	1,454				
Shoulder Room Rear Width (mm)	1,455				
Legroom Front (mm)	1,036				
Legroom Rear (mm)	939				
WEIGHT (kg)					
Gross Weight (Est.kg) (kg)	1,784	1,860	1,910	1,930	1,986
LUGGAGE COMPARTMENT AND FUEL TANK CAPACITIES					
7 Seat setup (L)	85				
5 Seat setup(3rd row seat folded down) (L)	465				
2 Seats setup(2nd and 3rd rows folded down) (L)	930				
Fuel Tank Capacity (L)	65				
EXTERIOR EQUIPMENT					
Front Chrome Grille	-	•	-	•	•
Front and Rear Bumpers with Body Bump Stop	Body Color	Body Color	Body Color	Body Color	Body Color
Side Step	-	-	-	•	•
Daytime Running Light Signature Light	•	•	•	•	•
Tinted Windows	•	•	•	•	•
Power Side Heated Mirrors	•	•	•	•	•
Electronically foldable Side Mirrors	•	•	•	•	•
Sideview Mirror With Turning Light	•	•	•	•	•
Fog Lamp (front / rear)	•	•	•	•	•
Body Colored Exterior Door Handles	•	Chrome	•	Chrome	Chrome
Body Colored Rear Spoiler	•	•	•	•	•
Roof Rail	Charcoal	Silver	Charcoal	Silver	Silver
Dual Chromed Exhaust	•	•	•	•	•
Alloy Wheels	18"	19" Two Tone	18"	19" Two Tone	19" Two Tone
Tires	235/55 R18	235/50 R19	235/55 R18	235/50 R19	235/50 R19

**MAXIMUM SUPPORT** Chevrolet ensures that your driving experience is always worry-free by providing a complimentary 3-year or 100,000 km (whichever comes first) warranty. Additionally, with the knowledge that wherever you travel in Thailand, you're one call away from the 24-hour roadside assistance program provided by our nationwide network of Chevrolet Service Centers, you can always drive with total peace of mind.

**LOW COST OF OWNERSHIP** The high-quality parts and advanced technology in the Chevrolet Captiva extend the interval between services to an amazing 15,000 km. With less frequent services and more expensive parts due competitively priced genuine Chevrolet parts, you're sure to make great savings, year on year.

Remarks: Conditions apply for the 3-year/100,000-kilometer warranty and the 24-hour Chevrolet Roadside Assistance as per the vehicle operation and service manual.  
: The company reserves the right to alter the above specifications without prior notice.  
\* For accessories installation, please contact a Chevrolet dealership.



COMPLETE CARE

For more information, please contact:  
Customer Relations Department  
Chevrolet Sales (Thailand) Co., Ltd.  
28-29st Floor, Rassa Building, 555 Paholyothin Road,  
Jatujak, Bangkok 10900 Tel: 1734.

YR2017-150117-01



facebook.com/  
chevyclub



twitter.com/  
chevroletthai



youtube.com/  
chevroletthai




chevrolet.co.th

ENGINE	BENZENE 2.4 L		DIESEL 2.0 L		
Driveline	Front Wheel Drive (FWD)	All Wheel Drive (AWD)	Front Wheel Drive (FWD)	Front Wheel Drive (FWD)	All Wheel Drive (AWD)
MODEL	LSX	LTZ	LSX	LTZ	LTZ
INTERIOR EQUIPMENT					
Front Console with Dashboard / Color	Jet Black	Light Titanium	Jet Black	Light Titanium	Light Titanium
Meter Trim	•	•	•	•	•
Seat and Door Panel Upholstery	Leather / Jet Black leatherette	Leather / leatherette Light Titanium/Jet Black	Leather / Jet Black leatherette	Leather / leatherette Light Titanium/Jet Black	Leather / leatherette Light Titanium/Jet Black
Air Conditioning	Automatic	Automatic	Automatic	Automatic	Automatic
Air Purifier IONIZER	•	•	•	•	•
Dual-Zone Electronic Climate Control (left/right)	•	•	•	•	•
Rear Seat Climate Control	•	•	•	•	•
Driver Information Center (DIC)	•	•	•	•	•
3-way adjustable Steering Wheel	•	•	•	•	•
Leather-Wrapped Steering Wheel	•	•	•	•	•
Driver Shift Control Transmission (DSC)	•	•	•	•	•
Electric Windows	•	•	•	•	•
Inside Rear View Mirror With 7in Function Automatic Dimming (Electrochromic)	-	•	-	•	•
Chevrolet MyLink with 7" Touch Screen Display and Bluetooth Handfree	•	•	•	•	•
Bluetooth System	•	•	•	•	•
AUX and USB Inputs With Bluetooth Wireless Connection	•	•	•	•	•
Speakers	6	8	6	8	8
Ambient Lighting	•	•	•	•	•
Courtesy Lamp (front,center,rear)	•	•	•	•	•
Power Outlet (front,center,rear)	•	•	•	•	•
Overhead Console Sunglass Holder with Map Light	•	•	•	•	•
CONVENIENCE					
Passive Entry Passive Start (PEPS)	-	•	-	•	•
Front Intermittent Windscreen Wipers	•	Auto Rain Sensor	•	Auto Rain Sensor	Auto Rain Sensor
Rear Intermittent Windscreen Wipers	•	•	•	•	•
Electronically Adjustable Driver Seat (8 directions)	-	•	-	•	•
Lumbar Support for Driver's Seat	•	•	•	•	•
Steering wheel-mounted audio controls	•	•	•	•	•
Cruise Control	-	•	-	•	•
PEPS Remote Key	-	•	-	•	•
Front - Rear Cup Holders	•	•	•	•	•
SAFETY					
Immobilizer Key and Anti-Theft Alarm	•	•	•	•	•
Adjustable Projector Front Lamps	•	•	•	•	•
Automatic Headlamp	-	•	-	•	•
LED Rear Lamp	•	•	•	•	•
Collapsible Power Steering Wheel	•	•	•	•	•
Automatic Delay Lighting System	•	•	•	•	•
Front Passenger Side Lamp	•	•	•	•	•
Side Door Impact Beam	•	•	•	•	•
Dual SRS Airbag (driver and passenger)	•	•	•	•	•
Curtain Airbags (left & right)	-	•	-	•	•
Safety Brake Paddle	•	•	•	•	•
Adjustable 3-Point Seat Belt for Driver and Front Passenger	Pretensioner & Load Limit				
3-Point Seat Belt for Outer Passenger / 2-Point Seat Belt for Center Passenger	•	•	•	•	•
3-Point Seat Belts (3rd Row Seats)	•	•	•	•	•
Top Tether Child Seat Strap ISOFIX/Top Tether (second row seat)	•	•	•	•	•
Passenger Seat Belt Warning	•	•	•	•	•
Automatic Door Lock (over 20km/hr)	•	•	•	•	•
De-fogger on rear windshield	•	•	•	•	•
3-point Rear Parking Sensor	•	•	•	•	•
Unbalanced Loads Auto Height Adjustable Suspension (Self-Levelizer)	•	•	•	•	•
Electronic Parking Brake	•	•	•	•	•
Anti-lock Brake System (ABS) and Electronic Brake Force Distribution (EBD)	•	•	•	•	•
Traction Control System (TCS)	•	•	•	•	•
Electronic Stability Control (ESC)	•	•	•	•	•
Hydraulic Brake Assist (HBA)	•	•	•	•	•
Hill Descent Control (HDC)	•	•	•	•	•
Hill Start Assist (HSA)	•	•	•	•	•
Anti Rollover Protection (ARP)	•	•	•	•	•
Tire Pressure Measuring System (TPMS)	•	•	•	•	•
Rear Cross Traffic Alert (RCTA)	-	•	-	•	•
Side Blind Zone Alert (SBZA)	-	•	-	•	•
Rear View Camera	•	•	•	•	•

- Standard equipment and features differ across models. Some details of actual models available in Thailand may be different from depicted models.
- Due to printing processes, colors shown in this document may differ from actual colors.
- Chevrolet Sales (Thailand) Co., Ltd. reserves the right to substitute any details of this document without prior notice.
- General Motors (Thailand) Co., Ltd. and Chevrolet Sales (Thailand) Co., Ltd. prohibit the unauthorized use of GM, Chevrolet and Captiva trademarks without prior permission.

DIMENSIONS




WHEELS




COLORS



SEAT COVERS



Leather / leatherette  
Jet Black in LSX Model



Leather / leatherette  
Light Titanium in LTZ Model