



2016

SILVERADO HD

SILVERADO HD 2016

CHEVROLET 



FIND NEW ROADS™



facebook.com/
chevroletcanada



twitter.com/
chevroletcanada



youtube.com/
chevroletcanada

CHEVROLET.CA



**CENTURY
AUTO.CA**



Silverado 3500HD Crew Cab
Long Box High Country 4x4 DRW
in Black with available features.



COMPLETE CARE

We're with you all the way. Chevrolet Complete Care reflects our commitment to you and your new Silverado HD. Please visit chevrolet.ca or see your dealer for full details.

YOUR COMPREHENSIVE OWNER BENEFIT PROGRAM.

2-year/48,000 km¹ Complimentary Oil Changes²

3-year/60,000 km¹ New Vehicle Limited Warranty

5-year/160,000 km¹ Powertrain Component Limited Warranty, with \$0 deductible on repairs and the warranty is fully transferable at no charge

5-year/160,000 km¹ Courtesy Transportation

5-year/160,000 km¹ 24/7 Roadside Assistance

6-year/160,000 km¹ rust-through perforation coverage

8-year/130,000 km¹ coverage on catalytic converters and Powertrain Control Modules (PCMs)

OnStar³ Guidance Plan for 6 months, including Automatic Crash Response, Stolen Vehicle Assistance, Roadside Assistance and Turn-by-Turn Navigation (trial excludes Hands-Free Calling minutes)

OnStar Basic Plan⁴ for 5 years on most Chevrolet vehicles, including limited OnStar RemoteLink Mobile App services.

OTHER OWNERSHIP PRIVILEGES AND PROGRAMS⁵

- GM Protection Plan (GMPP) — the only extended service plan backed by the resources and commitment of General Motors, GMPP may be purchased at the time of sale or subsequently during the New Vehicle Limited Warranty period.
- Chevrolet Certified Service — to help your Chevrolet vehicle live up to its performance promise, Chevrolet Certified Service — found exclusively at your Chevrolet dealer — is there. With all the engineering excellence in your vehicle, GM-trained technicians have the expertise to care for all of it.
- Chevrolet Owner Centre — as an owner, take advantage of the Chevrolet Owner Centre. This online owner's destination gives you access to contests, current offers and the latest driving and maintenance tips. Find out more at chevroletowner.ca.

TO HELP YOU PURCHASE OR LEASE A NEW VEHICLE

- Purchase Financing and Leasing — on-the-spot financing; see dealer for full details.⁶
- GM Student Bonus Program — students or recent graduates of high school, college or university⁶ may be entitled to receive a Student Bonus Vehicle Redemption Allowance of \$500 or \$750⁵ (tax inclusive) (purchased vehicle dependant) to use towards the purchase, lease or finance of one eligible new Chevrolet vehicle.
- GM Card[®] — cardholders may redeem Earnings towards the total purchase price or lease down payment of an eligible new Chevrolet car, truck or crossover. Restrictions and limitations apply. For full program details, visit gmcards.ca.

INFORMATION RESOURCES You can find more information about these programs from your Chevrolet dealer, or at these information centres:

- The Chevrolet website at chevrolet.ca
- The GM Customer Care Centre at 1-800-GM-DRIVE (1-800-463-7483 or 1-800-263-3830 for TDD users).

A WORD ABOUT THIS BROCHURE Some of the equipment shown or described throughout this brochure may be available at extra cost. We have tried to make this brochure comprehensive and factual. We reserve the right, however, to make changes at any time, without notice, in prices, colours, materials, equipment, specifications, models and availability. Specifications, dimensions, measurements, ratings and other numbers in this brochure and other printed materials provided at the dealership or affixed to vehicles are approximates based upon design and engineering drawings and prototypes and laboratory tests. Your vehicle may differ due to variations in manufacture and equipment. Since some information may have been updated since the time of printing, please check with your Chevrolet dealer for complete details. General Motors of Canada Company reserves the right to lengthen or shorten the model year for any product, for any reason, or to start and end model years at different times. Certain vehicle features may lose their usefulness over time due to obsolescence from technological changes. Unless otherwise noted, all claims based on the latest available competitive information. Excludes other GM vehicles.

ENGINES Chevrolet products are equipped with engines produced by GM Powertrain or other suppliers to GM worldwide. The engines in Chevrolet products may also be used in other GM makes and models.

ASSEMBLY Chevrolet vehicles and their components are assembled or produced by different operating units of General Motors, its subsidiaries or suppliers to GM worldwide. We sometimes find it necessary to produce Chevrolet vehicles with different or differently sourced components than originally scheduled. Since some options may be unavailable when your vehicle is assembled, we suggest you verify that your vehicle includes the equipment you ordered and that, if there were changes, they are acceptable to you.

FLEET ORDERS Some standard content may be deleted on fleet orders. See dealer for details.

AN IMPORTANT NOTE ABOUT ALTERATIONS AND WARRANTIES Installations or alterations to the original equipment vehicle (or chassis) as distributed by General Motors are not covered by the General Motors New Vehicle Limited Warranty. The special body company, assembler, equipment installer or upfitter is solely responsible for warranties on the body or equipment and any alterations (or any effect of the alterations) to any of the parts, components, systems or assemblies installed by GM. General Motors is not responsible for the safety or quality of design features, materials or workmanship of any alterations by such suppliers.

TRADEMARKS The marks appearing in this brochure including, but not limited to, General Motors, GM, Chevrolet, the Chevrolet emblem, Silverado and their respective logos, emblems, slogans and vehicle model names and body designs; and other marks such as Duralife, Duramax, Find New Roads, MyLink, OnStar, the OnStar emblem, RemoteLink, StabiliTrak and Vortec are trademarks of General Motors LLC, OnStar LLC and/or General Motors of Canada Company, its subsidiaries, affiliates or licensors. Allison is a registered trademark of Allison Transmission, Inc. Apple, iPad, iPhone, iPod, iTunes and Siri are trademarks of Apple Inc., registered in the U.S. and other countries. BlackBerry is a registered trademark of BlackBerry Limited. Bluetooth is a registered trademark of Bluetooth SIG, Inc. Blu-ray is a trademark of the Blu-ray Disc Association. Bose is a registered trademark of the Bose Corporation. Facebook is a registered trademark of Facebook Inc. Goodyear and Wrangler DuraTrac are registered trademarks of The Goodyear Tire & Rubber Company. Gracenote is a registered trademark of Gracenote, Inc. SiriusXM, the SiriusXM logo, channel names and logos are trademarks of SiriusXM Radio Inc. Stitcher and Stitcher SmartRadio are registered trademarks of Stitcher SmartRadio, Inc. Twitter is a trademark of Twitter, Inc. YouTube is a registered trademark and Android and Google Play are trademarks of Google Inc. Wi-Fi is a registered trademark of Wi-Fi Alliance.

COPYRIGHT ©Copyright 2015 General Motors of Canada Company. All rights reserved. All text, images, graphics, and other materials in this brochure are subject to the copyright and other intellectual property rights of General Motors LLC and/or General Motors of Canada Company. These materials may not be reproduced, distributed or modified without the express written permission of General Motors LLC and/or General Motors of Canada Company. Printed in Canada, November 2015

¹ Whichever comes first. Conditions and limitations apply. See dealer for details. ² Limit of four complimentary Lube-Oil-Filter services in total. Fluid top-offs, inspections, tire rotations, wheel alignments and balancing, etc., are not covered. ³ Standard on LT, LTZ, LTZ and High Country models. Available on WT models and requires available MyLink Radio. Visit onstar.ca for coverage maps, details and system limitations. Services vary by model, conditions and geographical and technical restrictions. OnStar with 4G LTE connectivity is available on select models and in select markets. Customers will be able to access OnStar services only if they accept the OnStar User Terms and Privacy Statement and Software Terms. OnStar acts as a link to existing emergency service providers. Not all vehicles may transmit all crash data. After the trial period (if applicable), an active OnStar service plan is required. ⁴ Standard on LT, LTZ, LTZ and High Country models. Available on WT models and requires available MyLink Radio. The OnStar Basic Plan is available for 5 years from the date of delivery of the eligible new 2016 Model Year vehicle and is transferable to subsequent owners for the remaining term. The Basic Plan includes access to: (1) monthly OnStar Vehicle Diagnostics emails (capabilities vary by model); (2) Dealer Maintenance Notification; and (3) limited OnStar RemoteLink Mobile App services which include remote start (requires factory-installed and enabled remote start system), remote lock/unlock doors (requires automatic locks) and remote horn & lights activation. The OnStar RemoteLink Mobile App is available on select Apple, Android, BlackBerry and Windows devices. Visit onstar.ca for vehicle availability, coverage maps, details and system limitations. The OnStar Basic Plan does not include any Emergency Services, Automatic Crash Response, Stolen Vehicle Assistance, live Advisor service or Hands-Free Calling. These and other services are available under a paid plan. If you sell your vehicle or wish to cancel use of Basic Plan services, you must contact OnStar at 1.888.4ONSTAR (1-888-466-7827). ⁵ Conditions and limitations apply. ⁶ Subject to eligibility.



STRENGTH THAT STANDS THE TEST OF TIME.

Massive torque. Legendary transmissions. Advanced trailering technology. The 2016 Silverado HD delivers to provide the towing confidence you expect from a Chevy truck.

Pair our available Duramax® 6.6L V8 Turbo-Diesel with the Allison® transmission and Silverado 3500HD offers best-in-class maximum conventional towing capability¹ without breaking a sweat.

And since Silverado underwent more than 9.5 million kilometres of durability testing on proving grounds and tough roads and in excess of 11 million kilometres in the real world, there's no doubt that confidence and capability are here for the long haul.

¹ Requires Silverado 3500HD Regular Cab 4x4 DRW/3500HD Double Cab 2WD or 4x4 DRW/3500HD Crew Cab 2WD or 4x4 DRW, when properly equipped with available Duramax 6.6L V8 Turbo-Diesel engine. Before you buy a vehicle or use it for trailering, carefully review the Trailering section of the Owner's Manual. The weight of passengers, cargo and options or accessories may reduce the amount you can tow.

FIND *NEW* ROADS™

**CENTURY
AUTO.CA**

HIGH COUNTRY



Silverado 3500HD Crew Cab Long Box High Country 4x4 DRW in Black with available features and Silverado 2500HD Crew Cab Standard Box High Country 4x4 in Black with available features.

THE BOLD LOOK OF HIGH COUNTRY.

Body-colour front and rear bumpers plus chrome wheels (SRW models), 6-in. assist steps, mirror caps, door handles and grille inserts guarantee High Country is at home on the trail or in town.

CHEVY TRUCK ESSENTIALS. High Country has all the capability you need and expect with standard Trailering Equipment Package, front and rear park assist, halogen projector-beam headlamps, a power-sliding rear window and spray-on bedliner.

UPSCALE INTERIOR. Heated and vented Saddle perforated leather-appointed front bucket seats come equipped with 12-way power adjusters for constant comfort. A 7-speaker Bose® premium sound system with subwoofer, Chevrolet MyLink¹ Radio with Navigation²

reconfigurable centre floor console and wireless charging³ combine for the ultimate Silverado interior.

**CENTURY
AUTO.CA**



WHERE RUGGED MEETS LUXURY.


1. Chrome-accented up-level power-adjustable vertical trailering mirrors are heated and include power-folding and memory features.
2. The exclusive Saddle premium leather-trimmed interior, including embroidered head restraints, delivers a luxurious driving environment.
3. Distinctive badging helps High Country stand out in any crowd.
4. Included in the available High Country Premium Package are a heated leather-wrapped steering wheel, the Driver Alert Package and power-adjustable pedals.

¹ Chevrolet MyLink functionality varies by model. Full functionality requires compatible Bluetooth and smartphone, and USB connectivity for some devices. ² At time of printing, detailed map coverage is available for most major urban areas of the United States and for certain metropolitan areas of Canada (Vancouver, Calgary, Edmonton, Winnipeg, Windsor, London, Toronto, Ottawa, Montreal, Quebec City and Halifax). Coverage is significantly limited outside these areas.

³ The system wirelessly charges one PMA- or Qi-compatible mobile device. Some devices require an adaptor or back cover. To check for phone or other device compatibility, visit chevrolettotalconnect.ca for details.

CENTURY
AUTO.CA

ENGINES



PROVEN POWER. DEPENDABLE DURABILITY.

1. With 765 lb.-ft. of torque,¹ not just any transmission will do. That's why Chevy engineers turned to Allison, makers of military tank transmissions, to pair with the Duramax Turbo-Diesel.
2. The Vortec® 6.0L V8, with a cast iron cylinder block, long-skirt design and cross-bolted main bearing caps, has been a dependable workhorse for millions of Chevy truck owners.
3. The bi-fuel Silverado HD seamlessly switches between gasoline and compressed natural gas (CNG). Combining cleaner-burning CNG with gasoline provides Silverado HD with an extended range between fill-ups² and flexibility to operate on gas where CNG availability may be limited.

¹ 765 lb.-ft. of torque @ 1600 rpm with available Duramax 6.6L V8 Turbo-Diesel engine. ² When both tanks are filled. ³ Requires Silverado 3500HD Regular Cab DRW 4x4/3500HD Double Cab 2WD or 4x4 DRW/3500HD Crew Cab 2WD or 4x4 DRW, when properly equipped, with available Duramax 6.6L V8 Turbo-Diesel engine. Before you buy a vehicle or use it for trailering, carefully review the Trailering section of the Owner's Manual. The weight of passengers, cargo and options or accessories may reduce the amount you can tow.

Duramax 6.6L V8 Turbo-Diesel engine.



DURAMAX 6.6L TURBO-DIESEL. This is heavy-duty strength you can count on. There are over 1 million Duramax diesels with Allison® transmissions on the road today with over 150 billion kilometres of experience.

Churning out an earthshaking 765 lb.-ft. of torque, the available Duramax Turbo-Diesel engine lets Silverado 3500HD offer you best-in-class maximum conventional towing capability.³ That's power you can trust to go the distance with you.

BUILT FOR THE EXTREME. Duramax glow plugs heat up quickly and, together with Direct Injection, can help your Silverado HD start in as little as three seconds in temperatures as cold as -29°C (-20°F).

At the other end of the spectrum, the engine oil cooler, transmission cooler and turbo intercooler will give you confidence when climbing even in the hottest conditions.

TOWING



Silverado 3500HD Crew Cab
Long Box LTZ 4x4 DRW in Silver Ice
Metallic with available features.

NEW FIFTH-WHEEL/GOOSENECK PREP PACKAGE! Chevrolet is introducing this package that will be available on every cab and includes a hitch platform ready to accept a gooseneck ball or fifth-wheel hitch, a box-mounted trailer harness, a strengthened frame, a spray-on bedliner, and all the necessary box holes drilled, treated and capped. Available first quarter 2016.

NEW DIGITAL STEERING ASSIST. Delivering enhanced control and performance on the highway and in the parking lot. This available advanced technology provides ease of handling, improved manoeuvrability at low speeds, and excellent feel and response.

TOW UP TO 10,523 KG (23,200 LB.). Silverado 3500HD has the brute strength to tow massive loads – up to 10,523 kg (23,200 lb.)^{1,2} of fifth-wheel trailering. 3500HD also delivers best-in-class³ conventional towing numbers: up to 9072 kg (20,000 lb.)^{2,4}

TRAILER SWAY CONTROL. To keep both your truck and your trailer heading in the same direction, standard Trailer Sway Control automatically detects a swaying trailer and applies both the vehicle and the trailer brakes (if properly equipped) to help bring it back in line.

**CENTURY
AUTO.CA**



1



2



3



4

SILVERADO HD EARNED AN ADVANCED DEGREE IN TOWING TECHNOLOGY.

1. The available rear vision camera's dynamic guiding lines help when hitching a trailer.
2. The available Duramax Turbo-Diesel engine includes a smart exhaust brake system that helps reduce the amount of conventional braking needed while towing or travelling downhill.
3. For control and easy monitoring of your trailer brakes, Silverado HD includes a standard integrated trailer brake controller.
4. Tow/Haul mode adjusts transmission shifts to reduce shift cycling when towing or hauling heavy loads or driving on steep grades.

¹ Not available with 6.0L V8 CNG engine. See dealer for details.

² Before you buy a vehicle or use it for trailering, carefully review the Trailering section of the Owner's Manual. The weight of passengers, cargo and options or accessories may reduce the amount you can tow. ³ Based on WardsAuto.com 2015 Large Pickup segment and latest competitive information available at time of printing. Excludes other GM vehicles. ⁴ Requires Silverado 3500HD Regular Cab 4x4 DRW/3500HD Double Cab 2WD or 4x4 DRW/3500HD Crew Cab 2WD or 4x4 DRW, when properly equipped, with available Duramax 6.6L V8 Turbo-Diesel engine.

PAYLOAD



Silverado 3500HD Crew Cab Long Box
LTZ 4x4 DRW in Tungsten Metallic
with available features.


CARRY THE LOAD. Because every payload is a payday, Silverado HD provides a roll-formed steel pickup box along with big numbers across the entire Regular Cab, 4-door Double Cab and Crew Cab lineup. Head to the specs section at the back of this brochure for all the details.

EZ-LIFT AND LOWER TAILGATE. Dampened by a torsion spring, the EZ-Lift and Lower Tailgate that's standard on LT, LTZ and High Country opens smoothly with no thud and can be closed with one hand, so you can load and unload cargo easily.

CONVENIENT CARGO BED LAMPS. Available LED lamps under the bedrails illuminate the bed – perfect for those times when you need a better look at all you're hauling or when the tonneau cover is on.

SPRAY-ON BEDLINER. To provide a permanent non-skid surface, the available spray-in liner covers the entire bed below the side rails, including the tailgate, front box top rail and lower tie-down loops.

CENTURY
AUTO.CA



THE HARDEST-WORKING CARGO BOX IN THE BUSINESS.

- 1. Pocket hand grips built into the top of the side rails provide a boost into the bed.*
- 2. The CornerStep rear bumper with non-slip treads also makes it easy to reach the cargo you're carrying.*
- 3. Four standard lower tie-downs and available movable upper tie-downs can be positioned in numerous locations to help secure cargo.*
- 4. Standard bed rail protectors and an available factory-installed spray-on bedliner help protect the box from damage.*

Silverado 2500HD Crew Cab Standard
Box LTZ 4x4 in Butte Red Metallic.

IT STARTS WITH A STRONG FOUNDATION.



¹ Requires 3500HD Regular Cab DRW 2WD with Vortec 6.0L V8 engine. These maximum payload ratings are intended for comparison purposes only. Before you buy a vehicle or use it to haul people or cargo, carefully review the Vehicle Loading section of the Owner's Manual and check the carrying capacity of your specific vehicle on the label on the inside of the driver door jamb. ² Requires available Snow Plow Prep Package.

FULLY BOXED FRAME. The HD frame uses high-strength steel for the fully boxed frame rails. Nine cross members provide lateral support. The front frame segments are hydroformed, a process that minimizes weight without sacrificing strength. Mounted to the rear frame are

3-in.-wide leaf springs that help achieve a maximum payload rating of 3245 kg (7153 lb.).¹ on the Regular Cab model. The torsion bar independent front suspension helps shoulder Front Gross Axle Weight Ratings of up to 2722 kg (6000 lb.).² And ride height can be adjusted when you attach or remove a snow plow.

HIGH-STRENGTH STEEL. The frame is precisely tuned to help isolate and absorb road vibration for a smoother ride and confident handling. And to help create a quiet cab, nearly two-thirds of the HD cab structure is made with high-strength steel, including the pillars, roof rails and rocker panels.

ROLLED, NOT STAMPED. Even the HD pickup bed benefits from tougher steel. HD features a roll-formed steel pickup box floor, which is lighter, stronger and more durable than traditional stamped-steel boxes used by major competitors.

**CENTURY
AUTO.CA**



Silverado 2500HD 4-door Double Cab Standard Box LT 4x4 in Black with available Z71 Off-Road Package and Snow Plow Prep Package.



Silverado 3500HD Crew Cab Standard Box LTZ 4x4 in Slate Grey Metallic with available Duramax 6.6L V8 Turbo-Diesel engine and Z71 Off-Road Package.

THE POWER TO PLOW. Off-road takes on a different meaning when it snows. With the available Snow Plow Prep Package, Silverado HD 4x4 is ready with a beefed-up Front Gross Axle Weight Rating, powerful alternator, forward lamp wiring harness, Skid Plate Package and more.

Z71 OFF-ROAD PACKAGE. Ignore paved roads with Rancho® twin-tube shocks and an underbody Skid Plate Package. Hill Descent Control lets you set and maintain your speed on steep grades.

RUGGED LOOKS. Fog lamps, a unique lower front bumper and the Z71 emblem on the grille let the world know your truck can handle the rough stuff. Z71 graphics on the pickup box reinforce the message.

INSIDE Z71. Exclusives include a Z71-specific gauge cluster and instrument panel graphics. An off-road screen in the Driver Information Centre keeps you up to date on how great your Z71 is performing on the trails.

**CENTURY
AUTO.CA**



INTERIOR DESIGN

Silverado 2500HD Crew Cab LTZ interior in Dune with perforated leather appointments and Cocoa interior accents and available features.

DESIGNED FOR ALL-DAY COMFORT.

Resilient dual-firmness foam helps the seats retain their support over time, which is especially important for Silverado HD drivers and passengers who spend a lot of time in their trucks.

THE STRONG, SILENT TYPE.

Need a spot to make a call or plan the next job? Silverado HD delivers. The cabin is quiet, thanks to exterior aerodynamics, inlaid and triple-sealed doors, thicker windshield glass and sound-deadening materials.

POWERED UP. Depending on the model you choose, you'll never be far from a convenient power supply: up to five USB ports¹, four auxiliary power outlets and an available 110-volt AC outlet keep first- and second-row passengers connected.

CENTURY
AUTO.CA



1



2



3




4

BECAUSE YOUR WORK ISN'T CONFINED TO AN OFFICE.

1. An available 107 mm (4.2 in.) diagonal colour Driver Information Centre (DIC) lets you choose what information you see and how you see it.
2. With an available centre console storage compartment designed to double as a file cabinet, Silverado HD isn't just your truck. It's your office on wheels.
3. An available wireless charging² station lets you conveniently charge your cell phone.
4. Steering wheel-mounted controls allow you to activate available Bluetooth^{®3} phone functions, set the cruise control, engage the available heated steering wheel and more. All knobs and buttons are large enough to accommodate gloved hands.

¹ Not compatible with all devices. ² The system wirelessly charges one PMA- or Qi-compatible mobile device. Some devices require an adaptor or back cover. To check for phone or other device compatibility, visit chevrolettotalconnect.ca for details. ³ Visit chevrolettotalconnect.ca to find out which phones are compatible with the vehicle.



Silverado 2500HD Crew Cab LTZ interior in Dune with perforated leather appointments and Cocoa interior accents and available features.

¹ Visit onstar.ca for coverage maps, details and system limitations. Services vary by model, conditions and geographical and technical restrictions. OnStar with 4G LTE connectivity is available on select vehicle models and in select markets. Available Wi-Fi hotspot requires a data plan. ² Devices must be WPA2 compliant. Wi-Fi devices manufactured prior to 2006 may not be compatible. Please consult your device manufacturer for information regarding the WPA2 security protocol and Wi-Fi device compatibility. Vehicle must be started or in accessory mode to access Wi-Fi. Visit onstar.ca for system details and limitations. ³ Vehicle user interfaces are products of Apple and Google and their terms and privacy statements apply. Requires compatible smartphone and data plan rates apply. Android Auto is not currently available on 2016 Silverado with optional 203 mm (8 in.) diagonal Chevrolet MyLink display. ⁴ Chevrolet MyLink functionality varies by model. Full functionality requires compatible Bluetooth and smartphone, and USB connectivity for some devices.

TRUE TRUCK CAPABILITY INSIDE.

Upper and lower gloveboxes give you and your entire crew a place to store all kinds of items. Plus, there are a number of storage areas throughout, so everyone has a spot for their gear.

SILVERADO HD IS THE FIRST FULL-SIZE PICKUP TO OFFER 4G LTE Wi-Fi.¹

Chevrolet is the first and only car company to bring built-in OnStar 4G LTE¹ Wi-Fi to cars, trucks and crossovers, offering drivers the ability to seamlessly connect their smart devices and vehicles to the Internet.²

THE ULTIMATE MOBILE Wi-Fi HOTSPOT.

Whenever your vehicle is on, available OnStar 4G LTE¹ Wi-Fi is on too. The strong signal delivers a fast, reliable connection. It's automatically on after initial setup and ready to connect up to seven devices.²

EASY ACCESS TO YOUR APPS. With available Apple CarPlay[™] and Android Auto[™] compatibility³ you can interact with select smartphone apps. These systems take some of your phone's features and put them on the available Chevrolet MyLink⁴ display in a smart, simple manner.

**CENTURY
AUTO.CA**

TECHNOLOGY



1



2



3

HEAVY-DUTY TECHNOLOGY FOR YOUR HEAVY-DUTY WORLD.

1. Chevy Silverado HD is the first vehicle in its class⁵ to make Apple CarPlay and Android Auto compatibility³ available to enhance the connected experience.
2. Use the OnStar RemoteLink^{®6} mobile app to start or turn off the engine (requires available remote vehicle starter system) and lock or unlock the doors from almost anywhere you have cell service.
3. Available Chevrolet MyLink⁴ lets you arrange icons and features on the optional 203 mm (8 in.) diagonal colour touch-screen. Store up to 60 favourites, including radio stations, contacts and even destinations (requires available Chevrolet MyLink⁴ Radio with Navigation).

⁵ Based on WardsAuto.com 2015 Large Pickup segment and latest competitive information available at time of printing. Excludes other GM vehicles. ⁶ Available on select Apple, Android, BlackBerry and Windows devices. Requires an active OnStar service plan. Services vary by device, vehicle, conditions and the type of service plan you have. Please visit onstar.ca for vehicle availability, system limitations, geographical and technical restrictions and further details.

SAFETY



**CENTURY
AUTO.CA**

SURROUNDED BY SAFETY.

With the available Driver Alert Package, there are features that help protect you from the unexpected, including the Safety Alert Driver Seat, Lane Departure Warning, Forward Collision Alert, and front and rear park assist.



SAFETY ALERT DRIVER SEAT.

The available Safety Alert Driver Seat uses directional vibration pulses from the seat cushion instead of audible crash avoidance alerts to help indicate the direction of potential threats. The patented warning approach is tied into other onboard crash avoidance systems.



FORWARD COLLISION ALERT.

This available feature continually monitors how close your vehicle is to the vehicle in front of you. If the system determines that a front-end collision with a detected vehicle is imminent, it alerts the driver to a potential crash.



LANE DEPARTURE WARNING.

If you unintentionally change lanes (without a turn signal), this available camera-based system sends an alert. The camera, mounted near the interior rear-view mirror, reads traffic lane markings when identifiable and provides audible and visual alerts.



REAR VISION CAMERA.

When the Silverado HD transmission is in Reverse, the available rear vision camera with dynamic guiding lines allows the driver to view objects directly behind the vehicle via the screen in the centre stack. So it's easier to back up, park or hook up a trailer.



FRONT AND REAR PARK ASSIST.

Ideal when pulling into a parking spot at low speeds, this available system senses stationary objects and alerts you if an object is too close. The available rear vision camera automatically displays a live image of the area behind the vehicle on the screen in the centre stack after you shift into Reverse.

ABS BRAKES. Four-wheel disc, four-channel Anti-lock Braking System (ABS) helps provide straight, more controlled stops by preventing wheel lockup in most road conditions.



AIRBAGS. Standard on 2500HD are six airbags¹, including frontal airbags, head-curtain side-impact airbags with rollover protection and seat-mounted side-impact airbags. 3500HD has frontal airbags¹ standard, and available are head-curtain side-impact airbags with rollover protection and seat-mounted side-impact airbags.

AVAILABLE ONSTAR AUTOMATIC CRASH

RESPONSE^{2,3} In a crash, built-in sensors can alert a specially trained OnStar Advisor, who is connected to your Silverado HD to see if you need help – even if you can't ask for it. Advisors can use GPS technology to pinpoint your location and request emergency help.

SAFETY STARTS WITH YOU.

Safety features are no substitute for the driver's responsibility to operate the vehicle in a safe manner. The driver should remain attentive to traffic, surroundings and road conditions at all times. Read the Silverado HD Owner's Manual for more important safety information.

¹ A NOTE ON CHILD SAFETY: Always use safety belts and the correct child restraint for your child's age and size, even with airbags. Even in vehicles equipped with the Passenger Sensing System, children are safer when properly secured in a rear seat in the appropriate infant, child or booster seat. Never place a rear-facing infant restraint in the front seat of any vehicle equipped with an active frontal airbag. See the Owner's Manual and the child safety seat instructions for more safety information. ² Standard on LT, LTZ and High Country. Available on WT models, requires available MyLink Radio. Visit onstar.ca for vehicle availability, details and system limitations. OnStar acts as a link to existing emergency service providers. Not all vehicles can transmit all crash data. ³ Requires available MyLink Radio.

ACCESSORIES

RAISE THE BAR IN YOUR SILVERADO HD.

These are just a few of the accessories available for your 2016 Silverado HD. For a complete list, check out chevrolet.ca.



Dealer-installed Ladder Rack available from Chevrolet Accessories.

CENTURY
AUTO.CA



Diamond-Patterned Tool Box available from Chevrolet Accessories.






Dealer-installed 6-in. Black Rectangular Assist Steps available from Chevrolet Accessories.



Dealer-installed Soft Tri-Fold Tonneau Cover available from Chevrolet Accessories. Shown on 2016 Silverado 1500.



Dealer-installed Retractable Side Step available from Chevrolet Accessories.

	TRIM	CARGO BOX LENGTH	STANDARD ENGINE	OPTIONAL ENGINE	AUTOMATIC TRANSMISSION	DRIVE
REGULAR CAB						
	WT	8'	Vortec 6.0L V8	Vortec 6.0L V8 CNG (SRW only) Duramax® 6.6L V8 Turbo-Diesel	6-speed Allison® 6-speed (requires Duramax 6.6L V8 Turbo-Diesel)	2WD/4x4
	LT	8'	Vortec 6.0L V8	Vortec 6.0L V8 CNG (SRW only) Duramax 6.6L V8 Turbo-Diesel	6-speed Allison 6-speed (requires Duramax 6.6L V8 Turbo-Diesel)	2WD/4x4
4-DOOR DOUBLE CAB						
	WT	6' 6"/8' (2500HD) 8' (3500HD)	Vortec 6.0L V8	Vortec 6.0L V8 CNG (SRW only) Duramax 6.6L V8 Turbo-Diesel	6-speed Allison 6-speed (requires Duramax 6.6L V8 Turbo-Diesel)	2WD/4x4
	LT	6' 6"/8' (2500HD) 8' (3500HD)	Vortec 6.0L V8	Vortec 6.0L V8 CNG (SRW only) Duramax 6.6L V8 Turbo-Diesel	6-speed Allison 6-speed (requires Duramax 6.6L V8 Turbo-Diesel)	2WD/4x4
	LTZ	6' 6"/8' (2500HD) 8' (3500HD)	Vortec 6.0L V8	Vortec 6.0L V8 CNG (SRW only) Duramax 6.6L V8 Turbo-Diesel	6-speed Allison 6-speed (requires Duramax 6.6L V8 Turbo-Diesel)	2WD/4x4
CREW CAB						
	WT	6' 6"/8"	Vortec 6.0L V8	Vortec 6.0L V8 CNG (SRW only) Duramax 6.6L V8 Turbo-Diesel	6-speed Allison 6-speed (requires Duramax 6.6L V8 Turbo-Diesel)	2WD/4x4
	LT	6' 6"/8'	Vortec 6.0L V8	Vortec 6.0L V8 CNG (SRW only) Duramax 6.6L V8 Turbo-Diesel	6-speed Allison 6-speed (requires Duramax 6.6L V8 Turbo-Diesel)	2WD/4x4
	LTZ	6' 6"/8'	Vortec 6.0L V8	Vortec 6.0L V8 CNG (SRW only) Duramax 6.6L V8 Turbo-Diesel	6-speed Allison 6-speed (requires Duramax 6.6L V8 Turbo-Diesel)	2WD/4x4
	High Country	6' 6"/8'	Vortec 6.0L V8	Vortec 6.0L V8 CNG (SRW only) Duramax 6.6L V8 Turbo-Diesel	6-speed Allison 6-speed (requires Duramax 6.6L V8 Turbo-Diesel)	2WD/4x4

¹ Not available on Silverado 3500HD with DRW. ² Gross Vehicle Weight Rating (GVWR) includes vehicle, passengers, equipment and cargo. ³ These maximum payload ratings are intended for comparison purposes only. Before you buy a vehicle or use it to haul people or cargo, carefully review the Vehicle Loading section of the Owner's Manual and check the carrying capacity of your specific vehicle on the label on the inside of the driver door jamb. ⁴ Before you buy a vehicle or use it for trailering, carefully review the Trailering section of the Owner's Manual. The weight of passengers, cargo and options or accessories may reduce the amount you can tow.

PAYLOAD AND TRAILER WEIGHT RATINGS

2500HD	ENGINE	AXLE RATIO	GVWR ² KG (LB.)	MAX. PAYLOAD ³ KG (LB.)	MAX. CONVENTIONAL TOWING ⁴ KG (LB.)	MAX. FIFTH- WHEEL TOWING ⁴ KG (LB.)
REGULAR CAB LONG BOX 2WD	6.0L Gas	4.10	4218 (9300)	1603 (3534)	6577 (14,500)	6713 (14,800)
	6.0L CNG	4.10	4218 (9300)	1306 (2879)	6441 (14,200)	—
	6.6L Turbo-Diesel	3.73	4490 (9900)	1486 (3275)	6577 (14,500)	8165 (18,000)
REGULAR CAB LONG BOX 4x4	6.0L Gas	4.10	4309 (9500)	1546 (3409)	6577 (14,500)	6577 (14,500)
	6.0L CNG	4.10	4309 (9500)	1249 (2754)	6305 (13,900)	—
	6.6L Turbo-Diesel	3.73	4490 (9900)	1338 (2950)	6577 (14,500)	7439 (16,400)
DOUBLE CAB STANDARD BOX 2WD	6.0L Gas	4.10	4309 (9500)	1535 (3383)	5897 (13,000)	6577 (14,500)
	6.0L CNG	4.10	4309 (9500)	1237 (2728)	5897 (13,000)	—
	6.6L Turbo-Diesel	3.73	4536 (10,000)	1372 (3024)	5897 (13,000)	7666 (16,900)
DOUBLE CAB STANDARD BOX 4x4	6.0L Gas	4.10	4309 (9500)	1403 (3094)	5897 (13,000)	6441 (14,200)
	6.0L CNG	4.10	4309 (9500)	1106 (2439)	5897 (13,000)	—
	6.6L Turbo-Diesel	3.73	4536 (10,000)	1240 (2734)	5897 (13,000)	6759 (14,900)
DOUBLE CAB LONG BOX 2WD	6.0L Gas	4.10	4309 (9500)	1486 (3276)	6532 (14,400)	6532 (14,400)
	6.0L CNG	4.10	4309 (9500)	1237 (2728)	6305 (13,900)	—
	6.6L Turbo-Diesel	3.73	4536 (10,000)	1323 (2916)	6577 (14,500)	7303 (16,100)
DOUBLE CAB LONG BOX 4x4	6.0L Gas	4.10	4309 (9500)	1354 (2986)	6396 (14,100)	6396 (14,100)
	6.0L CNG	4.10	4309 (9500)	1057 (2331)	6123 (13,500)	—
	6.6L Turbo-Diesel	3.73	4536 (10,000)	1192 (2627)	6577 (14,500)	6441 (14,200)
CREW CAB STANDARD BOX 2WD	6.0L Gas	4.10	4309 (9500)	1466 (3232)	5897 (13,000)	6486 (14,300)
	6.0L CNG	4.10	4309 (9500)	1169 (2577)	5897 (13,000)	—
	6.6L Turbo-Diesel	3.73	4536 (10,000)	1303 (2872)	5897 (13,000)	7167 (15,800)
CREW CAB STANDARD BOX 4x4	6.0L Gas	4.10	4309 (9500)	1334 (2942)	5897 (13,000)	6350 (14,000)
	6.0L CNG	4.10	4309 (9500)	1036 (2284)	5897 (13,000)	—
	6.6L Turbo-Diesel	3.73	4536 (10,000)	1172 (2583)	5897 (13,000)	6305 (13,900)
CREW CAB LONG BOX 2WD	6.0L Gas	4.10	4309 (9500)	1425 (3141)	6486 (14,300)	6441 (14,200)
	6.0L CNG	4.10	4309 (9500)	1128 (2486)	6169 (13,600)	—
	6.6L Turbo-Diesel	3.73	4536 (10,000)	1262 (2782)	6577 (14,500)	6895 (15,200)
CREW CAB LONG BOX 4x4	6.0L Gas	4.10	4490 (9900)	1443 (3182)	6305 (13,900)	6305 (13,900)
	6.0L CNG	4.10	4490 (9900)	1146 (2527)	6033 (13,300)	—
	6.6L Turbo-Diesel	3.73	4536 (10,000)	1099 (2423)	6577 (14,500)	5851 (12,900)

3500HD SINGLE REAR WHEEL (SRW)	ENGINE	AXLE RATIO	GVWR ² KG (LB.)	MAX. PAYLOAD ³ KG (LB.)	MAX. CONVENTIONAL TOWING ⁴ KG (LB.)	MAX. FIFTH- WHEEL TOWING ⁴ KG (LB.)
REGULAR CAB LONG BOX 2WD	6.0L Gas	4.10	4717 (10,400)	2007 (4425)	6577 (14,500)	6622 (14,600)
	6.0L CNG	4.10	4717 (10,400)	1694 (3735)	6350 (14,000)	—
REGULAR CAB LONG BOX 4x4	6.0L Gas	4.10	4853 (10,700)	1974 (4351)	6486 (14,300)	6486 (14,300)
	6.0L CNG	4.10	4853 (10,700)	1676 (3696)	6169 (13,600)	—
	6.6L Turbo-Diesel	3.73	5171 (11,400)	1966 (4335)	6577 (14,500)	7938 (17,500)
DOUBLE CAB LONG BOX 2WD	6.0L Gas	4.10	4853 (10,700)	1938 (4272)	6441 (14,200)	6441 (14,200)
	6.0L CNG	4.10	4853 (10,700)	1625 (3582)	6123 (13,500)	—
	6.6L Turbo-Diesel	3.73	5080 (11,200)	1808 (3986)	6577 (14,500)	7893 (17,400)
DOUBLE CAB LONG BOX 4x4	6.0L Gas	4.10	4990 (11,000)	1947 (4292)	6305 (13,900)	6305 (13,900)
	6.0L CNG	4.10	4990 (11,000)	1634 (3602)	5987 (13,200)	—
	6.6L Turbo-Diesel	3.73	5262 (11,600)	1879 (4142)	6577 (14,500)	7756 (17,100)
CREW CAB STANDARD BOX 2WD	6.0L Gas	4.10	4763 (10,500)	1842 (4062)	5897 (13,000)	6441 (14,200)
	6.0L CNG	4.10	4763 (10,500)	1575 (3472)	5897 (13,000)	—
	6.6L Turbo-Diesel	3.73	5035 (11,100)	1805 (3979)	5897 (13,000)	7938 (17,500)
CREW CAB STANDARD BOX 4x4	6.0L Gas	4.10	4899 (10,800)	1842 (4062)	5897 (13,000)	6305 (13,900)
	6.0L CNG	4.10	4899 (10,800)	1575 (3473)	5897 (13,000)	—
	6.6L Turbo-Diesel	3.73	5216 (11,500)	1851 (4080)	5897 (13,000)	7802 (17,200)
CREW CAB LONG BOX 2WD	6.0L Gas	4.10	4853 (10,700)	1881 (4147)	6396 (14,100)	6396 (14,100)
	6.0L CNG	4.10	4853 (10,700)	1568 (3456)	6078 (13,400)	—
	6.6L Turbo-Diesel	3.73	5171 (11,400)	1843 (4063)	6577 (14,500)	7847 (17,300)
CREW CAB LONG BOX 4x4	6.0L Gas	4.10	4990 (11,000)	1864 (4109)	6214 (13,700)	6214 (13,700)
	6.0L CNG	4.10	4990 (11,000)	1551 (3419)	5942 (13,100)	—
	6.6L Turbo-Diesel	3.73	5262 (11,600)	1775 (3914)	6804 (15,000)	7666 (16,900)
3500HD DUAL REAR WHEEL (DRW)	ENGINE	AXLE RATIO	GVWR ² KG (LB.)	MAX. PAYLOAD ³ KG (LB.)	MAX. CONVENTIONAL TOWING ⁴ KG (LB.)	MAX. FIFTH- WHEEL TOWING ⁴ KG (LB.)
REGULAR CAB LONG BOX 2WD	6.0L Gas	4.10	6123 (13,500)	3245 (7153)	6486 (14,300)	6486 (14,300)
	6.0L Gas	4.10	6078 (13,400)	3050 (6723)	6350 (14,000)	6305 (13,900)
REGULAR CAB LONG BOX 4x4	6.6L Turbo-Diesel	3.73	5908 (13,025)	2534 (5587)	9072 (20,000)	10,523 (23,200)
	6.0L Gas	4.10	5908 (13,025)	2828 (6234)	6260 (13,800)	6260 (13,800)
DOUBLE CAB LONG BOX 2WD	6.6L Turbo-Diesel	3.73	5908 (13,025)	2483 (5475)	9072 (20,000)	10,478 (23,100)
	6.0L Gas	4.10	5908 (13,025)	2701 (5955)	6169 (13,600)	6123 (13,500)
DOUBLE CAB LONG BOX 4x4	6.6L Turbo-Diesel	3.73	5908 (13,025)	2356 (5195)	9072 (20,000)	10,342 (22,800)
	6.0L Gas	4.10	5908 (13,025)	2772 (6111)	6214 (13,700)	6214 (13,700)
CREW CAB LONG BOX 2WD	6.6L Turbo-Diesel	3.73	5908 (13,025)	2428 (5352)	9072 (20,000)	10,387 (22,900)
	6.0L Gas	4.10	5908 (13,025)	2605 (5743)	6078 (13,400)	6033 (13,300)
CREW CAB LONG BOX 4x4	6.6L Turbo-Diesel	3.73	5908 (13,025)	2269 (5002)	9072 (20,000)	10,251 (22,600)

SELECT VEHICLE FEATURES

SILVERADO HD WT Silverado HD WT includes these standard features:
330 hp Vortec 6.0L V8 engine with Variable Valve Timing (VVT)
Oil life monitoring system
Heavy-duty 6-speed automatic transmission with Tow/Haul mode, Cruise Grade Braking and Powertrain Grade Braking
4-wheel disc brakes with Duralife™ rotors and Anti-lock Braking System (ABS)
High-capacity air cleaner
Heavy-duty external engine oil cooler
Heavy-duty auxiliary external transmission oil cooler
StabiliTrak® Electronic Stability Control System with Proactive Roll Avoidance and Electronic Trailer Sway Control and Hill Start Assist
Traction control
Transfer case, 2-speed floor-mounted shifter (4x4)
Trailer Equipment Package (3500HD)
Electronic trailer brake controller (3500HD)
Automatic locking rear differential
17-in. painted-steel wheels with centre caps (2500HD)
18-in. painted-steel wheels with centre caps (3500HD SRW)
17-in. painted-steel wheels with painted trim skins and centre caps (3500HD DRW)
Halogen headlamps with daytime running lamps and automatic lamp control
Chrome grille surround
Front recovery hooks, black (4x4)
Exterior mirrors, manual-folding, black (2500HD)
Vertical camper mirrors, manual-folding, black (3500HD)
Black door handles
Solar-absorbing tinted glass
Cargo box lighting
Locking tailgate
Bed rail and tailgate protector caps
Chrome front and rear bumpers
CornerStep rear bumper
6 airbags (2500HD)
2 airbags (3500HD)
Driver Information Centre with 89 mm (3.5 in.) diagonal monochromatic display
Tire pressure monitoring system (Available on models with 4536 kg [10,000 lb] GVWR or lower)
Air conditioning with manual controls, single-zone
Power windows (Double Cab and Crew Cab)
Power-programmable door locks
Tilt adjustable steering column
Cruise control
Vinyl floor covering
Front 40/20/40 split-bench seat

SILVERADO HD WT (CONTINUED)
Folding rear bench seat (Double Cab)
60/40 split-folding rear bench seat (Crew Cab)
Vinyl or cloth seating surfaces
AM/FM stereo, auxiliary audio input jack and 107 mm (4.2 in.) colour display screen
4-speaker audio system (Regular Cab)
6-speaker audio system (Double Cab and Crew Cab)
USB port¹

SILVERADO HD LT enhances Silverado HD WT features with:
Transfer case, 2-speed with electronic controls (4x4)
Digital Steering Assist (Double Cab and Crew Cab)
17-in. bright machined-aluminum wheels (2500HD)
18-in. chromed-aluminum wheels (3500HD SRW)
17-in. painted-steel wheels with chrome trim skins and centre caps (3500HD DRW)
Deep-tinted glass behind front doors
Remote keyless entry
Remote locking tailgate
Power exterior mirrors, heated, body-colour (includes driver-side spotter mirror)
Body-colour door handles
Body-colour bodyside mouldings
Rear wheelhouse liners (Double Cab and Crew Cab)
EZ-Lift and Lower Tailgate
Driver Information Centre with 107 mm (4.2 in.) diagonal colour display
Colour-keyed carpeted floor covering
Rubber floor mats
Leather-wrapped steering wheel with Bluetooth®² cruise and audio system controls
Power windows (Regular Cab)
Driver-seat manual lumbar adjuster
Front centre fold-down armrest with storage
Front lockable storage compartment in centre seat cushion
60/40 split-folding rear bench seat (Double Cab)
Sunshades with illuminated vanity mirrors
Chevrolet MyLink³ Radio infotainment system with 203 mm (8 in.) diagonal colour touch-screen display
Single-slot CD/MP3 player
6-speaker audio system (Regular Cab)
Bluetooth² hands-free phone connectivity and wireless audio streaming
OnStar⁴ with 6 months of the Guidance Plan
OnStar 4G LTE⁵ with available Wi-Fi hotspot capability⁶
OnStar Basic Plan⁷ including limited OnStar RemoteLink® Mobile App services
SiriusXM Satellite Radio.™⁸

SILVERADO HD LTZ enhances Silverado HD LT features with:
Trailer Equipment Package (2500HD)
18-in. chromed-aluminum wheels (2500HD)
Fog lamps
Power exterior mirrors, heated, chrome cap (includes driver-side spotter mirror), power-folding, driver-side auto-dimming feature, integrated turn signal indicators and ground illumination (2500HD)
Vertical camper mirrors, power remote control, heated, power-folding and manual-extending, chrome caps; includes lower convex spotter mirror, integrated turn signal indicators, auxiliary cargo lamp and amber auxiliary clearance lamp (3500HD)
Chrome bodyside mouldings and chrome door handles
Power-sliding rear window and electric rear-window defogger
Tilt and telescopic adjustable steering column
Rear vision camera
Remote vehicle starter system
Dual-zone automatic climate control
Theft-deterrent system
110-volt AC power outlet
Interior rear-view auto-dimming mirror
Leather-appointed front seating surfaces
Heated front split-bench seat
Driver and front-passenger power 10-way seat adjusters and power lumbar adjusters
2-position driver memory
Universal home remote.

SILVERADO HD HIGH COUNTRY enhances Silverado HD LTZ features with:
20-in. chromed-aluminum wheels (2500HD)
17-in. forged polished-aluminum wheels with centre caps (3500HD DRW)
Body-colour front and rear bumpers
Unique chrome grille insert
Spray-on bedliner
4 movable upper cargo box tie-downs
Chrome tubular 6-in. assist steps
Polished exhaust tip
Front and rear park assist
6 airbags (added to 3500HD)
Power 12-way front bucket seats
Perforated-leather-appointed seating surfaces
Heated and vented front bucket seats
Reconfigurable centre floor console with power cord management, mobile phone storage and file holder
Chevrolet MyLink³ Radio infotainment system with Navigation⁹
Bose® 7-speaker premium audio system
Wireless charging.¹⁰



ENGINES

VORTEC 6.0L V8 ENGINE

Standard on all models
Vortec technology includes high-flow cylinder heads, Sequential Fuel Injection and Variable Valve Timing (VVT)
330 hp @ 4600 rpm
380 lb.-ft. of torque @ 4200 rpm
Recommended fuel – regular unleaded gas or E85
Cast iron block and cast-aluminum cylinder heads
Displacement, cc (cu. in.) – 5967 (364)
Bore & Stroke, mm (in.) – 101.6 x 92 (4.00 x 3.62)
Compression ratio – 9.6:1
Ignition system – coil near plug, platinum-tipped long-life spark plugs, low-resistance spark plug wires
Maximum payload ¹¹ kg (lb.) – 3245 (7153) ¹²
Maximum towing, ¹³ kg (lb.) – 6713 (14,800) ¹⁴

VORTEC 6.0L V8 BI-FUEL ENGINE

Available on all 2500HD models and 3500HD models with Single Rear Wheels (SRW)
Vortec technology includes high-flow cylinder heads, Sequential Fuel Injection and Variable Valve Timing (VVT)
330 hp @ 4600 rpm (gas); 301 hp @ 5000 rpm (CNG)
380 lb.-ft. of torque @ 4200 rpm (gas); 333 lb.-ft. of torque @ 4200 rpm (CNG)
Recommended fuel – regular unleaded gas or Compressed Natural Gas (CNG)
Cast iron block and cast-aluminum cylinder heads
Displacement, cc (cu. in.) – 5967 (364)
Bore & Stroke, mm (in.) – 101.6 x 92 (4.00 x 3.62)
Compression ratio – 9.6:1
Ignition system – coil near plug, platinum-tipped long-life spark plugs, low-resistance spark plug wires
Maximum payload ¹¹ kg (lb.) – 1694 (3735) ¹⁵
Maximum towing, ¹³ kg (lb.) – 6441 (14,200) ¹⁴

DURAMAX 6.6L V8 TURBO-DIESEL ENGINE

Available on all models
Duramax technology includes Direct Injection with high-pressure common rail
397 hp @ 3000 rpm
765 lb.-ft. of torque @ 1600 rpm
Recommended fuel – diesel or B20 biodiesel
Cast iron block and cast-aluminum cylinder heads
Displacement, cc (cu. in.) – 6599 (403)
Bore & Stroke, mm (in.) – 103 x 99 (4.05 x 3.89)
Compression ratio – 16.0:1
Ignition system – compression, pre-heating glow plug start aid
Maximum payload ¹¹ kg (lb.) – 2534 (5587) ¹⁶
Maximum towing, ¹³ kg (lb.) – 10,523 (23,200) ¹⁶

TRANSMISSIONS

TYPE	HYDRA-MATIC 6L90	ALLISON 1000 SERIES
	6-speed automatic standard on all models	6-speed automatic (with Duramax Turbo-Diesel)
Gear ratios (1)		
First	4.03	3.10
Second	2.36	1.81
Third	1.53	1.41
Fourth	1.15	1.00
Fifth	0.85	0.71
Sixth	0.67	0.61
Reverse	3.06	4.49
Rear axle ratio	4.10	3.73

¹ Not compatible with all devices. ² Visit [chevrolettotalconnect.ca](#) to find out which phones are compatible with the vehicle. ³ Chevrolet MyLink functionality varies by model. Full functionality requires compatible Bluetooth and smartphone, and USB connectivity for some devices. ⁴ Visit [onstar.ca](#) for coverage maps, details and system limitations. Services vary by model, conditions and geographical and technical restrictions. OnStar with 4G LTE connectivity is available on select vehicle models and in select markets. Customers will be able to access OnStar services only if they accept the OnStar User Terms and Privacy Statement and Software Terms. After the trial period (if applicable), an active OnStar service plan is required. ⁵ Visit [onstar.ca](#) for coverage maps, details and system limitations. Services vary by model, conditions and geographical and technical restrictions. OnStar with 4G LTE connectivity is available on select vehicle models and in select markets. Available Wi-Fi hotspot requires a data plan. ⁶ Devices must be WPA2 compliant. Wi-Fi devices manufactured prior to 2006 may not be compatible. Please consult your device manufacturer for information regarding the WPA2 security protocol and Wi-Fi device compatibility. Vehicle must be started or in accessory mode to access Wi-Fi. Visit [onstar.ca](#) for system details and limitations. ⁷ The OnStar Basic Plan is available for 5 years from the date of delivery of the eligible new 2016 Model Year vehicle and is transferable to subsequent owners for the remaining term. The Basic Plan includes access to: (1) monthly OnStar Vehicle Diagnostics emails (capabilities vary by model); (2) Dealer Maintenance Notification; and (3) limited OnStar RemoteLink Mobile App services which include remote start (requires factory-installed and enabled remote start system), remote lock/unlock doors (requires automatic locks) and remote horn & lights activation. The OnStar RemoteLink Mobile App is available on select Apple, Android, BlackBerry and Windows devices. Visit [onstar.ca](#) for vehicle availability, coverage map, details and system limitations. The OnStar Basic Plan does not include any Emergency Services, Automatic Crash Response, Stolen Vehicle Assistance, live Advisor service or Hands-Free Calling. These and other services are available under a paid plan. If you sell your vehicle or wish to cancel use of Basic Plan services, you must contact OnStar at 1.888.4ONSTAR (1-888-466-7827). ⁸ Available in 10 Canadian provinces and the 48 contiguous United States. Subscription sold separately after trial period. If you decide to continue your service at the end of your trial subscription, the plan you choose will automatically renew and bill at then-current rates until you call 1-877-209-0079 to cancel. Other fees and taxes will apply. All fees and programming subject to change. See SiriusXM “Terms & Conditions” and complete details at [siriusxm.ca](#). ⁹ At time of printing, detailed map coverage is available for most major urban areas of the United States and for certain metropolitan areas of Canada (Vancouver, Calgary, Edmonton, Winnipeg, Windsor, London, Toronto, Ottawa, Montreal, Quebec City and Halifax). Coverage is significantly limited outside these areas. ¹⁰ The system wirelessly charges one PMA- or Qi-compatible mobile device. Some devices require an adaptor or back cover. To check for phone or other device compatibility, visit [chevrolettotalconnect.ca](#) for details. ¹¹ These maximum payload ratings are intended for comparison purposes only. Before you buy a vehicle or use it to haul people or cargo, carefully review the Vehicle Loading section of the Owner’s Manual and check the carrying capacity of your specific vehicle on the label on the inside of the driver door jamb. ¹² Requires 3500HD Regular Cab 2WD DRW model. ¹³ Before you buy a vehicle or use it for trailering, carefully review the Trailering section of the Owner’s Manual. The weight of passengers, cargo and options or accessories may reduce the amount you can tow. ¹⁴ Requires 2500HD Regular Cab 2WD model. ¹⁵ Requires 3500HD Regular Cab 2WD SRW model. ¹⁶ Requires 3500HD Regular Cab 4x4 DRW model.



SPECIFICATIONS

● STANDARD ○ AVAILABLE – NOT AVAILABLE

	WT	LT	L7Z	HIGH COUNTRY
SAFETY & SECURITY				
Airbags				
– driver and front passenger, single-stage, frontal (2500HD Crew Cab and 3500HD)	●	●	●	●
– driver, single-stage, frontal and front passenger, dual-stage, frontal with Passenger Sensing System and airbag suppression (2500HD Regular Cab and Double Cab)	●	●	●	●
– driver and front passenger, seat-mounted side-impact	● ¹	● ¹	● ¹	●
– front-to-rear, outboard seating positions, head curtain side-impact	● ¹	● ¹	● ¹	●
– airbag deactivation switch, frontal, passenger-side (3500HD Regular Cab and 3500HD Double Cab)	●	●	●	–
Forward Collision Alert ²	–	○	○	○
Lane Departure Warning and Lane Keep Assist ²	–	○	○	○
Safety Alert Driver Seat ²	–	○	○	○
OnStar ³ Guidance Plan for 6 months	○ ⁴	●	●	●
OnStar Basic Plan ⁵ for 5 years	○ ⁴	●	●	●
StabiliTrak – Electronic Stability Control System with Proactive Roll Avoidance and Electronic Trailer Sway Control	●	●	●	●
Theft-deterrent system – unauthorized entry	–	○ ⁶	●	●
Traction control – electronic, full-function, all-speed	●	●	●	●

	WT	LT	L7Z	HIGH COUNTRY
MECHANICAL				
Air cleaner – high-capacity	●	●	●	●
Alternator				
– 150 amp	●	●	●	●
– 220 amp	○	○	○	○
– dual, 150 amp and 220 amp, for Duramax 6.6L V8 Turbo-Diesel	○	○	○	○
Battery				
– 720 cca, 80 amp-hr, maintenance-free with run-down protection (Vortec 6.0 L V8)	●	●	●	●
– auxiliary, 730 cca, 70 amp-hr, maintenance-free with run-down protection (Vortec 6.0 L V8)	○	○	○	○
– dual 730 cca, 70 amp-hr, maintenance-free with run-down protection (Duramax 6.6L V8 Turbo-Diesel)	●	●	●	●
Brakes				
– power, 4-wheel disc with Duralife rotors	●	●	●	●
– 4-wheel Anti-lock Braking System (ABS) with Hill Start Assist	●	●	●	●
Cooling				
– auxiliary external engine oil cooler, heavy-duty	●	●	●	●
– auxiliary external transmission oil cooler, heavy-duty	●	●	●	●

	WT	LT	L7Z	HIGH COUNTRY
MECHANICAL (CONTINUED)				
Differential – automatic locking, rear	●	●	●	●
Engine				
– Vortec 6.0L V8 with Variable Valve Timing (VVT), FlexFuel capable				
Horsepower – 330 @ 4600 rpm				
Torque – 380 lb.-ft. @ 4200 rpm	●	●	●	●
– Vortec 6.0L V8 Bi-fuel Compressed Natural Gas (CNG) with Variable Valve Timing (VVT) (2500HD and 3500HD SRW models only)				
Horsepower (CNG) – 301 @ 5000 rpm				
Torque (CNG) – 333 lb.-ft. @ 4200 rpm				
Horsepower (gas) – 330 @ 4600 rpm				
Torque (gas) – 380 lb.-ft. @ 4200 rpm	○	○	○	○
– Duramax 6.6L V8 Turbo-Diesel (requires Allison 1000 Series 6-speed automatic transmission)				
Horsepower – 397 @ 3000 rpm				
Torque – 765 lb.-ft. @ 1600 rpm	○	○	○	○
Engine block heater (included with Duramax 6.6L V8)	○	○	○	○
Exhaust system – aluminized stainless steel with single outlet	●	●	●	●
Frame – fully boxed with hydroformed front section	●	●	●	●
Steering				
– power, recirculating ball	●	●	●	●
– Digital Steering Assist (Double Cab and Crew Cab)	–	●	●	●
Switch – high idle	○	○	○	○

¹ Available on 3500HD models. ² Included with available Driver Alert Package. ³ Visit onstar.ca for coverage maps, details and system limitations. Services vary by model, conditions and geographical and technical restrictions. OnStar with 4G LTE connectivity is available on select vehicle models and in select markets. Customers will be able to access OnStar services only if they accept the OnStar User Terms, Privacy Statement and Software Terms. After the trial period (if applicable), an active OnStar service plan is required. ⁴ Requires available Chevrolet MyLink Radio with 178 mm (7 in.) diagonal colour touch-screen display. ⁵ The OnStar Basic Plan is available for 5 years from the date of delivery of the eligible new 2016 Model Year vehicle and is transferable to subsequent owners for the remaining term. The Basic Plan includes access to: (1) monthly OnStar Vehicle Diagnostics emails (capabilities vary by model); (2) Dealer Maintenance Notification; and (3) limited OnStar RemoteLink Mobile App services which include remote start (requires factory-installed and enabled remote start system), remote lock/unlock doors (requires automatic locks) and remote horn & lights activation. The OnStar RemoteLink Mobile App is available on select Apple, Android, BlackBerry and Windows devices. Visit onstar.ca for vehicle availability, coverage map, details and system limitations. The OnStar Basic Plan does not include any Emergency Services, Automatic Crash Response, Stolen Vehicle Assistance, live Advisor service or Hands-Free Calling. These and other services are available under a paid plan. If you sell your vehicle or wish to cancel use of Basic Plan services, you must contact OnStar at 1.888.4ONSTAR (1-888-466-7827). ⁶ Requires available remote vehicle starter system. ⁷ Requires Trailering Equipment Package on 2500HD models. ⁸ Included with another available option(s) and/or package(s). ⁹ Requires Trailering Equipment Package and all-terrain tires. Includes fog lamps. Not available with 3500HD DRW models. ¹⁰ Requires all-terrain tires. Not available with 3500HD DRW models. ¹¹ Included with 3500HD DRW models. ¹² Standard on 3500HD models. ¹³ Includes body-colour caps. ¹⁴ 3500HD SRW models only. ¹⁵ Requires all-terrain tires. ¹⁶ Double Cab and Crew Cab only. ¹⁷ Crew Cab only.

	WT	LT	LTZ	HIGH COUNTRY
MECHANICAL (CONTINUED)				
Suspension				
– front, independent torsion bar with heavy-duty twin-tube shock absorbers	●	●	●	●
– rear, semi-elliptic multi-leaf springs with heavy-duty twin-tube shock absorbers	●	●	●	●
Trailer electric brake controller (included on all 3500HD models)	○	○	●	●
Trailer wiring provisions – for camper or fifth-wheel hitch, includes additional 7-way wiring harness located at the rear of the pickup box attached to the rear frame cross member ⁷	○	○	○	○
Transfer case (4x4 models)				
– 2-speed, floor-mounted, lever-operated	●	–	–	–
– 2-speed, electronic controls	–	●	●	●
Transmission				
– 6-speed automatic with 2 overdrive gears, tap-up/ tap-down shift controls, Tow/Haul mode, Cruise Grade Braking and Powertrain Grade Braking	●	●	●	●
– Allison® 1000 Series 6-speed automatic with 2 overdrive gears, tap-shift range selection, Tow/Haul mode, Cruise Grade Braking and Powertrain Grade Braking (requires available Duramax 6.6L V8 Turbo-Diesel)	○	○	○	○
Vehicle starter system – remote	–	○ ⁸	●	●
Winter front grille cover – one-piece, covers radiator grille and front bumper openings for winter operation (requires available Duramax 6.6L V8 Turbo-Diesel)	○	○	○	○
Z71 Off-Road Package – includes twin-tube Rancho® brand shocks, Hill Descent Control and underbody shields; also includes brushed-metal Z71 doorsill plate, unique Z71 gauge cluster, unique finish interior trim plates, unique lower bumper appearance, unique grille design with Z71 badge and Z71 pickup box decals (4x4 models)	–	○ ⁸	○ ¹⁰	–
EXTERIOR				
Assist steps– 6-in. rectangular, chrome	○	○	○ ¹¹	●
Bedliner – spray-on, black with bowtie logo	○	○	○	●
Bumper, front				
– body-colour	–	○ ⁸	○ ⁸	●
– chrome	●	●	●	–
Bumper, rear				
– body-colour with corner steps	–	○ ⁸	○ ⁸	●
– chrome with corner steps	●	●	●	–
Cargo box tie-downs – 4 movable, upper	○	○	○	●

	WT	LT	LTZ	HIGH COUNTRY
EXTERIOR (CONTINUED)				
Door handles				
– black	●	–	–	–
– body-colour	–	●	–	–
– chrome	–	○ ⁸	●	●
Glass				
– solar-absorbing, tinted	●	●	●	●
– solar-absorbing, deep-tinted on all windows behind front doors	○ ⁸	●	●	●
Grille				
– chrome surround	●	●	●	–
– chrome surround with chrome insert	–	–	–	●
Lighting				
– daytime running lamps	●	●	●	●
– Halogen headlamps with exterior automatic lamp control	●	●	●	●
– amber cab roof marker lamps, five	○	○	○	○
– fog lamps, halogen	–	○ ⁸	●	●
– dual cargo area, cab-mounted	●	●	●	●
– cargo box under rail, LED	○	○	○	○
– lamp provisions for cab roof-mounted beacon, provides an instrument panel-mounted switch and electrical wiring tucked beneath the headliner for a body upfitter to connect a body-mounted warning or emergency lamp; 30-amp nominal rating	○	○	○	○
Mirrors				
– manual control, black (2500HD)	●	–	–	–
– vertical camper, manual-folding and manual-extending, black	○ ¹²	–	–	–
– power remote control, heated, black with driver spotter mirror (2500HD)	○ ⁸	○ ¹³	–	–
– power remote control, power-folding, heated, driver-side auto-dimming, integrated turn signals, ground illumination with driver spotter mirror, chrome (2500HD)	–	–	●	●
– vertical camper, power remote control, heated, manual-folding and manual-extending, black; includes lower convex spotter mirror, integrated turn signal indicators, auxiliary cargo lamp and amber auxiliary clearance lamp	○	○ ¹²	–	–
– vertical camper, as above, plus power-folding and chrome caps	–	–	○ ¹²	○ ¹²
Mouldings				
– bodyside, body-colour	–	●	–	–
– bodyside, chrome	–	○ ⁸	●	●
Park assist				
– rear, obstacle detection with audible warning	–	○ ⁸	–	–
– front and rear, obstacle detection with audible warning	–	○ ⁸	○ ⁸	●

CENTURY
AUTO.CA

	WT	LT	LTZ	HIGH COUNTRY
EXTERIOR (CONTINUED)				
Pickup box – tailgate and bed rail protector caps	●	●	●	●
Rear vision camera	○ ⁸	○ ⁸	●	●
Recovery hooks – front, black (4x4 models)	●	●	●	●
Spare tire				
– full-size, mounted on steel wheel	●	●	●	●
– locking carrier, winch-type mount under rear frame	●	●	●	●
Sunroof – power, tilt/sliding glass with sunshade, express-open, wind deflector and short overhead console (Crew Cab)	–	–	○	○
Tailgate				
– locking	●	–	–	–
– remote locking, keyless remote activated	○ ⁸	●	●	●
– EZ-Lift and Lower	–	●	●	●
Tires				
– LT245/75R17 all-season ¹ (2500HD)	●	●	–	–
– LT265/70R17 all-terrain (2500HD)	○	○	–	–
– LT265/70R18 all-season ¹ (2500HD and 3500HD SRW)	○	○	●	● ¹⁴
– LT265/70R18 all-terrain (2500HD and 3500HD SRW)	○	○	○	○ ¹⁴
– LT265/60R20 all-terrain (2500HD)	–	○	○	●
– LT235/80R17 all-season ¹ highway (3500HD DRW)	●	●	●	●
– LT235/80R17 all-terrain (3500HD DRW)	○	○	○	○
Transfer case shield (4x4 models)	○ ⁶	○ ⁶	–	●
Wheelhouse liners – rear (Double Cab and Crew Cab)	–	●	●	●
Wheels				
– 17" x 7.5" painted-steel (PYN) (2500HD)	●	–	–	–
– 17" x 7.5" machined-aluminum (PYQ) (2500HD)	○	●	–	–
– 18" x 8" painted-steel (PYT) (2500HD and 3500HD SRW)	○ ^{12, 15}	–	–	–
– 18" x 8" chromed-aluminum (PYV) (2500HD and 3500HD SRW)	–	○ ¹²	●	● ¹⁴
– 18" x 8" black painted-aluminum (RT4) (2500HD)	–	○ ⁸	–	–
– 20" x 9" 5-spoke polished-aluminum (PYU) (2500HD)	○ ^{8, 16}	○ ^{8, 16}	○ ^{8, 16}	○
– 20" x 9" chromed-aluminum (RQ9) (2500HD)	–	–	–	●
– 20" x 9" polished-aluminum with dark argent metallic-painted pockets (RTH) (2500HD)	–	○ ^{15, 17}	○ ^{15, 17}	○ ¹⁵
– 17" painted-steel with painted trim skins and centre caps (PYW & P03) (3500HD DRW)	●	–	–	–
– 17" painted-steel with chrome trim skins and centre caps (PYW & P06) (3500HD DRW)	–	●	●	–
– 17" forged polished-aluminum (RS7) (3500HD DRW)	–	○ ¹⁷	○ ¹⁷	● ¹⁷
Windshield wipers – front, 2-speed with variable delay (intermittent)	●	●	●	●

SPECIFICATIONS (CONTINUED)

	WT	LT	L7Z	HIGH COUNTRY
INTERIOR				
Centre console – floor-mounted, reconfigurable with movable cupholders, cell phone storage, power cord management and hanging file holder capability (included with front bucket seats)	–	○ ¹	○ ¹	●
Climate control				
– manual, single-zone air conditioning	●	●	–	–
– automatic, dual-zone climate control	–	○ ¹	●	●
Cruise control – electronic, steering wheel-mounted controls	●	●	●	●
Defogger – electric rear-window	○	○ ¹	●	●
Floor covering				
– vinyl, graphite-colour rubberized coating	●	○	–	–
– colour-keyed carpeting	○	●	●	●
Floor mats, front and rear				
– rubber	○	●	●	–
– carpeted	–	–	–	●
Instrumentation				
– analogue gauges (includes speedometer, tachometer, engine temperature, oil pressure, voltmeter and fuel level)	●	●	●	●
– Driver Information Centre (includes 89 mm [3.5 in.] monochromatic display, oil life monitoring system and tire pressure monitoring system (included on models with 4536 kg [10,000 lb.] GVWR or lower); provides warning messages and basic vehicle information)	●	–	–	–
– Driver Information Centre (includes 107 mm [4.2 in.] colour display, driver personalization features, oil life monitoring system, tire pressure monitoring system (included on models with 4536 kg [10,000 lb.] GVWR or lower), warning messages and advanced vehicle information)	–	●	●	●
Locks				
– power, programmable with lock-out protection	●	●	●	●
– remote keyless entry with panic feature	○ ¹	●	●	●
– remote locking tailgate	○ ¹	●	●	●
Mirror				
– rear-view, manual day/night	●	●	–	–
– rear-view, auto-dimming	–	–	●	●
Pedals – power-adjustable accelerator and brake	–	○ ¹	○ ¹	○ ¹
Power outlet – 110-volt AC with 3-prong outlet	○ ¹	○ ¹	●	●
Retained accessory power	●	●	●	●
Steering column				
– tilt adjustable	●	●	–	–
– tilt and telescopic adjustable	–	○ ¹	●	●
Steering wheel				
– leather-wrapped with Bluetooth, ^{®2} cruise and audio system controls	–	●	●	●
– heated	–	–	○ ¹	○ ¹

● STANDARD ○ AVAILABLE – NOT AVAILABLE

	WT	LT	L7Z	HIGH COUNTRY
INTERIOR (CONTINUED)				
Sunshades				
– LH and RH padded	●	●	●	●
– illuminated vanity mirrors	–	●	●	●
Universal home remote (Double Cab and Crew Cab)	–	○ ¹	●	●
Upfitter switches – 4, 30-amp circuits for installation of aftermarket accessories	○	–	–	–
Window – power, rear sliding with rear defogger (Double Cab and Crew Cab)	–	○ ¹	●	●
Windows				
– power (Regular Cab)	○ ¹	●	–	–
– power, driver express-up/-down, all others express-down (Double Cab and Crew Cab)	●	●	●	●
SEATS				
40/20/40 front split-bench, 3-passenger	● ³	● ⁴	●	–
Reclining front bucket seats	–	○ ⁵	○	●
Manual driver-seat adjuster	●	●	–	–
Manual front-passenger seat adjuster	●	●	–	–
Power 10-way driver-seat adjuster	–	○ ⁶	●	–
Power 6-way front-passenger seat adjuster	–	○ ⁶	–	–
Power 10-way front-passenger seat adjuster	–	–	●	–
Power 12-way driver-seat adjuster	–	–	○	●
Power 12-way front-passenger seat adjuster	–	–	○	●
Power 10-way driver seat on 40/20/40 split-bench	–	○ ¹	–	–
Manual driver-seat lumbar adjuster	–	●	–	–
Power driver-seat lumbar adjuster	–	○ ⁶	●	–
Power front-passenger seat lumbar adjuster	–	○ ⁶	●	–
Power 2-way driver-seat lumbar adjuster	–	–	○	●
Power 2-way front-passenger seat lumbar adjuster	–	–	○	●
Centre fold-down armrest with storage	●	●	–	–
Lockable storage compartment in centre seat cushion	–	●	–	–
Seatback storage pockets	–	●	●	●
Vinyl trim	●	–	–	–
Cloth trim	●	●	–	–
Leather-appointed seating surfaces ⁷	–	○ ⁸	●	–
Perforated-leather-appointed seating surfaces	–	–	○ ⁹	●
Heated front bucket seats	–	○	●	–
Heated and vented front bucket seats	–	–	○	●
Memory Package – includes 2-position driver seat and exterior rear-view mirrors	–	–	●	●


CENTURY
AUTO.CA

	WT	LT	L7Z	HIGH COUNTRY
SEATS (CONTINUED)				
Rear full-folding bench seat (Double Cab)	●	–	–	–
Rear 60/40 split-folding bench seat (Double Cab)	–	●	●	–
Rear 60/40 split-folding bench seat (Crew Cab)	●	●	●	●
ENTERTAINMENT				
AM/FM stereo with 107 mm (4.2 in.) diagonal colour display	●	–	–	–
Chevrolet MyLink ¹⁰ Radio infotainment system – includes 178 mm (7 in.) diagonal colour touch-screen display, AM/FM stereo with seek/scan, digital clock, personal media connectivity by Bluetooth ² to vehicle audio system; voice-activated technology for audio, phone, phone book and music selection; Gracenote [®] music database and Stitcher SmartRadio ^{®11} compatibility and Android Auto ¹² and Apple CarPlay ¹² capability for compatible phones	○ ¹³	–	–	–
Chevrolet MyLink ¹⁰ Radio infotainment system – includes 203 mm (8 in.) diagonal colour touch-screen display, AM/FM stereo, HD Radio with seek/scan, digital clock, personal media connectivity by Bluetooth ² to vehicle audio system; voice-activated technology for audio, phone, phone book and music selection; Gracenote music database and Stitcher SmartRadio ¹¹ compatibility and Android Auto ¹² and Apple CarPlay ¹² capability for compatible phones	–	●	●	●
Chevrolet MyLink ¹⁰ Radio with Navigation ¹⁴ and SiriusXM NavTraffic ^{™15}	–	○	○	●
OnStar 4G LTE ¹⁶ with Wi-Fi [®] hotspot capability ¹⁷	○ ¹⁸	●	●	●
4-speaker audio system (Regular Cab)	●	–	–	–
6-speaker audio system (Regular Cab)	○ ¹⁸	●	–	–
6-speaker audio system (Double Cab and Crew Cab)	●	●	●	–
6-speaker premium Bose [®] audio system – with front bench seat	–	○	○	–
7-speaker premium Bose audio system (including subwoofer) – with front bucket seats	–	○ ¹	○ ¹	●
Bluetooth ²				
– hands-free phone connectivity	○ ¹⁸	●	●	●
– wireless audio streaming	○ ¹⁸	●	●	●
Single-slot CD/MP3 player	–	●	●	●
SiriusXM Satellite Radio ^{™15}	○ ¹⁸	●	●	●
Auxiliary audio input jack	●	●	●	●
USB ports ¹⁹	●	●	●	●
Wireless charging ²⁰ (Double Cab and Crew Cab)	–	○ ⁵	○ ⁶	●

	WT	LT	LTZ	HIGH COUNTRY
AVAILABLE PACKAGES				
Custom Sport Edition (LT)	—	○	—	—
Includes front and rear park assist, body-colour grille with chrome bars, body-colour front and rear bumpers, spray-on bedliner, fog lamps, chrome bodyside mouldings and door handles and 20" polished-aluminum wheels on 2500HD, 18" chromed-aluminum wheels on 3500HD SRW and 17" forged polished-aluminum wheels on 3500HD DRW (available on Crew Cab in Black or Summit White)				
Custom Sport Edition (LTZ)	—	—	○	—
Includes front and rear park assist, body-colour grille with chrome bars, body-colour front and rear bumpers, spray-on bedliner and 20" polished-aluminum wheels on 2500HD, 18" chromed-aluminum wheels on 3500HD SRW and 17" forged polished-aluminum wheels on 3500HD DRW (available on Crew Cab in Black or Summit White)				
Driver Alert Package				
– Regular Cab	—	○ ¹	—	—
– Double Cab and Crew Cab	—	—	○ ¹	○ ²¹
Double Cab and Crew Cab models; includes Lane Departure Warning, Forward Collision Alert, Safety Alert Driver Seat, and front and rear park assist				
Entertainment Package	—	—	○ ¹	○
Includes rear-seat DVD/Blu-Ray™ player, 234 mm (9.2 in.) diagonal LCD screen, remote control and 2 wireless headphones (Crew Cab)				
High Country Premium Package	—	—	—	○
Includes heated steering wheel, Driver Alert Package and power-adjustable pedals				

	WT	LT	LTZ	HIGH COUNTRY
AVAILABLE PACKAGES (CONTINUED)				
LT Convenience Package	—	○	—	—
Includes driver-side power 10-way seat adjuster (with bench seat), remote vehicle starter system, rear vision camera, rear-window defogger, 110-volt AC power outlet, tilt and telescoping steering column and fog lamps. Double Cab and Crew Cab also include dual-zone automatic climate controls				
LT Plus Package	—	○ ²²	—	—
Includes universal home remote, rear park assist, power-adjustable pedals and sliding rear window with electric defogger				
LTZ Plus Package	—	—	○ ²²	—
Includes power-adjustable pedals, Bose premium audio system, front and rear park assist and heated steering wheel				
Midnight Edition	—	○	—	—
Includes front and rear park assist, body-colour grille with chrome bars, body-colour front and rear bumpers, projector headlamps with body-colour bezels, fog lamps, spray-on bedliner, front and rear black bowtie emblems, heated power-adjustable exterior mirrors and 18" black aluminum wheels with Goodyear Wrangler DuraTrac LT265/70R18 AT tires (requires Black exterior colour; available on 2500HD Crew Cab Z71 4x4 models)				
Silverado HD Custom Package	○	—	—	—
Includes chrome door handles and chrome mirror caps, 20" polished-aluminum wheels, LT265/60R20 all-terrain tires, deep-tinted glass behind front doors, 110-volt AC power outlet, remote keyless entry with remote locking tailgate, rear vision camera, heated power-adjustable exterior mirrors, Trailering Equipment Package, integrated electric trailer brake controller, spray-on bedliner, Chevrolet MyLink ¹⁰ Radio with 178 mm (7 in.) diagonal colour touch-screen display and OnStar® Guidance Plan for 6 months ²³ (available on 2500HD Double Cab models)				

	WT	LT	LTZ	HIGH COUNTRY
AVAILABLE PACKAGES (CONTINUED)				
Snow Plow Prep Package	○	○	○	○
Includes power feed for backup and roof emergency light, 220-amp alternator, forward lamp wiring harness, provision for cab roof-mounted beacon lamp, underbody shield and heavy-duty front springs (4x4 models)				
Trailering Equipment Package	○ ²⁴	○ ^{1,24}	●	●
Includes weight-distributing trailer hitch platform with a 2.5-in. receiver with a 2-in. adapter. Also includes a 7-wire harness with independent fused trailering circuits mated to a 7-way sealed connector to hook up parking lamps, backup lamps, right and left turn signals, an electric brake lead, battery and a ground. The trailer connector also includes the 4-way for use on trailers without brakes – park, brake/turn lamps. An integrated trailer brake controller is included, if not already equipped.				
True North Edition	—	○ ²⁵	—	—
Includes driver-side power 10-way seat adjuster, dual-zone automatic climate controls, rear-window defogger, remote vehicle starter system, rear vision camera, 110-volt AC power outlet, tilt and telescopic steering column, 4-in. round chrome tubular assist steps and fog lamps (available on Double Cab and Crew Cab)				
WT Convenience Package	○	—	—	—
Includes deep-tinted windows behind front doors, 110-volt AC power outlet, remote keyless entry with remote locking tailgate, rear vision camera and heated power exterior mirrors (also includes power windows on Regular Cab models)				

¹ Included with another available option(s) and/or package(s). ² Visit chevrolettotalconnect.ca to find out which phones are compatible with the vehicle. ³ Includes driver manual lumbar adjuster when cloth trim specified. ⁴ Available with leather-appointed seating surfaces on Double Cab and Crew Cab. ⁵ Available on Double Cab or Crew Cab. Requires cloth trim. ⁶ Included with available front bucket seats. ⁷ Rear seat includes vinyl trim. ⁸ Requires 40/20/40 front split-bench seat. ⁹ Requires full-feature heated and cooled front bucket seats. Rear seat includes vinyl trim. ¹⁰ Chevrolet MyLink functionality varies by model. Full functionality requires compatible Bluetooth and smartphone, and USB connectivity for some devices. ¹¹ Data plan rates apply. ¹² Late availability on Android Auto compatibility. Vehicle user interfaces are products of Apple and Google and their terms and privacy statements apply. Requires compatible smartphone and data plan rates apply. ¹³ Includes OnStar Guidance Plan, OnStar Basic Plan, OnStar 4G LTE with Wi-Fi hotspot capability and 6-speaker audio system. ¹⁴ At time of printing, detailed map coverage is available for most major urban areas of the United States and for certain metropolitan areas of Canada (Vancouver, Calgary, Edmonton, Winnipeg, Windsor, London, Toronto, Ottawa, Montreal, Quebec City and Halifax). Coverage is significantly limited outside these areas. ¹⁵ Available in 10 Canadian provinces and the 48 contiguous United States. Subscription sold separately after trial period. If you decide to continue your service at the end of your trial subscription, the plan you choose will automatically renew and bill at then-current rates until you call 1-877-209-0079 to cancel. Other fees and taxes will apply. All fees and programming subject to change. See SiriusXM "Terms & Conditions" and complete details at siriusxm.ca. ¹⁶ Visit onstar.ca for coverage maps, details and system limitations. Services vary by model, conditions and geographical and technical restrictions. OnStar with 4G LTE connectivity is available on select vehicle models and in select markets. Available Wi-Fi hotspot requires a data plan. ¹⁷ Devices must be WPA2 compliant. Wi-Fi devices manufactured prior to 2006 may not be compatible. Please consult your device manufacturer for information regarding the WPA2 security protocol and Wi-Fi device compatibility. Vehicle must be started or in accessory mode to access Wi-Fi. Visit onstar.ca for system details and limitations. ¹⁸ Requires available Chevrolet MyLink Radio with 178 mm (7 in.) diagonal colour touch-screen display. ¹⁹ Not compatible with all devices. ²⁰ The system wirelessly charges one PMA- or Qi-compatible mobile device. Some devices require an adaptor or back cover. To check for phone or other device compatibility, visit chevrolettotalconnect.ca for details. ²¹ Included with available High Country Premium Package. ²² Double Cab or Crew Cab only. ²³ Visit onstar.ca for coverage maps, details and system limitations. Services vary by model, conditions and geographical and technical restrictions. OnStar with 4G LTE connectivity is available on select vehicle models and in select markets. Customers will be able to access OnStar services only if they accept the OnStar User Terms, Privacy Statement and Software Terms. After the trial period (if applicable), an active OnStar service plan is required. ²⁴ Standard on 3500HD models. ²⁵ Not available with Duramax 6.6L V8 Turbo-Diesel, CNG Bi-fuel Vortec 6.0L V8, LT Convenience Package or Midnight Edition on 2500HD models. † All-season tires may not satisfy winter tire requirements in all regions of the country. Tires specifically designed for severe winter conditions and marked with the "winter tire" symbol  may be required during certain months or in certain regions. Contact your Provincial, Municipal or local road authority for information regarding which tires are required in your particular area.

INTERIOR FABRICS



Dark Ash Vinyl with Jet Black Interior Accents¹



Dark Ash Cloth with Jet Black Interior Accents^{1,2}



Jet Black Cloth with Jet Black Interior Accents³



Dune Cloth with Cocoa Interior Accents²



Jet Black Leather Appointments with Jet Black Interior Accents^{2,4}



Dark Ash Leather Appointments with Jet Black Interior Accents⁴



Dune Leather Appointments with Cocoa Interior Accents⁴



Jet Black Perforated-Leather Appointments with Jet Black Interior Accents⁵



Dark Ash Perforated-Leather Appointments with Jet Black Interior Accents⁵



Dune Perforated-Leather Appointments with Cocoa Interior Accents⁵



Saddle Perforated-Leather Appointments⁶

¹ Standard on WT. ² Available on LT; requires available LT Convenience Package or True North Edition. Includes 10-way power driver seat. ³ Standard on LT. ⁴ Standard on LTZ. ⁵ Available on LTZ. ⁶ Standard on High Country. ⁷ Available at extra cost. ⁸ Available on Double Cab model only. ⁹ Interim availability. ¹⁰ Available on Crew Cab model only. ¹¹ Not available on High Country. ¹² Included and only available with Midnight Edition. ¹³ Included and only available with Silverado HD Custom. ¹⁴ Requires Double Cab or Crew Cab model. ¹⁵ Requires Crew Cab model.

EXTERIOR COLOURS



G1C – SLATE GREY METALLIC



G1E – SIREN RED TINTCOAT^{7,8}



G1F – AUTUMN BRONZE METALLIC^{7,9}



G1K – DEEP OCEAN BLUE METALLIC⁷



G7T – BUTTE RED METALLIC¹⁰



G7C – RED HOT¹¹



GAN – SILVER ICE METALLIC¹¹



GAZ – SUMMIT WHITE



GBA – BLACK



GXG – TUNGSTEN METALLIC¹¹

WHEELS

2500HD



17" Painted-Steel (PYN)
(Standard on WT)



17" Machined-Aluminum (PYQ)
(Standard on LT; available on WT)



18" Painted-Steel (PYT)
(Available on WT)



18" Black Painted-Aluminum (RT4)
(Available on LT¹²)



18" Chromed-Aluminum (PYV)
(Standard on LTZ; available on LT)



20" 5-Spoke Polished-Aluminum (PYU)
(Available on WT,¹³ LT¹⁴ and LTZ¹⁴
and High Country)



20" Chromed-Aluminum (RQ9)
(Standard on High Country)



20" Polished-Aluminum with
Dark Argent Metallic-Painted Pockets (RTH)
(Available on LT,¹⁵ LTZ¹⁵ and High Country)

3500HD SINGLE REAR WHEEL (SRW)



18" Painted-Steel (PYT)
(Standard on WT)



18" Chromed-Aluminum (PYV)
(Standard on LT, LTZ and High Country)

3500HD DUAL REAR WHEEL (DRW)



17" Painted-Steel (PYW) with Painted
Trim Skins and Centre Caps (P03)
(Standard on WT)



17" Painted-Steel (PYW) with Chrome
Trim Skins and Centre Caps (P06)
(Standard on LT and LTZ)



17" Forged Polished-Aluminum (RS7)
(Requires Crew Cab; standard on
High Country; available on LT and LTZ)

DIMENSIONS

	REGULAR CAB LONG BOX	DOUBLE CAB STANDARD BOX (2500HD)	DOUBLE CAB LONG BOX	CREW CAB STANDARD BOX	CREW CAB LONG BOX
EXTERIOR, MM (IN.)					
Wheelbase	3393 (133.6)	3663 (144.2)	4016 (158.1)	3904 (153.7)	4260 (167.7)
Length	5700 (224.4)	5842 (230.0)	6322 (248.9)	6083 (239.5)	6563 (258.4)
Width – SRW	2035 (80.1)	2045 (80.5)	2045 (80.5)	2045 (80.5)	2045 (80.5)
Width – DRW	2438 (96.0)	—	2438 (96.0)	—	2438 (96.0)
Height – 2500HD 2WD	1976 (77.8)	1984 (78.1)	1978 (77.9)	1988 (78.3)	1981 (78.0)
Height – 3500HD 2WD SRW	1977 (77.8)	—	1981 (78.0)	1990 (78.3)	1979 (77.9)
Height – 3500HD 2WD DRW	1950 (76.8)	—	1972 (77.6)	—	1976 (77.8)
Height – 2500HD 4x4	1975 (77.7)	1984 (78.1)	1978 (77.9)	1987 (78.2)	1980 (78.0)
Height – 3500HD 4x4 SRW	1979 (77.9)	—	1980 (78.0)	1985 (78.1)	1983 (78.1)
Height – 3500HD 4x4 DRW	1962 (77.2)	—	1972 (77.6)	—	1975 (77.8)
Front track	1748 (68.8)	1748 (68.8)	1748 (68.8)	1748 (68.8)	1748 (68.8)
Rear track – SRW	1709 (67.3)	1709 (67.3)	1709 (67.3)	1709 (67.3)	1709 (67.3)
Rear track – DRW	1906 (75.0)	—	1906 (75.0)	—	1906 (75.0)
INTERIOR, MM (IN.)					
Headroom, front	1087 (42.8)	1087 (42.8)	1087 (42.8)	1087 (42.8)	1087 (42.8)
Headroom, rear	—	982 (38.7)	982 (38.7)	1029 (40.5)	1029 (40.5)
Legroom, front	1150 (45.3)	1150 (45.3)	1150 (45.3)	1150 (45.3)	1150 (45.3)
Legroom, rear	—	880 (34.6)	880 (34.6)	1040 (40.9)	1040 (40.9)
Shoulder room, front	1677 (66.0)	1647 (64.8)	1647 (64.8)	1647 (64.8)	1647 (64.8)
Shoulder room, rear	—	1634 (64.3)	1634 (64.3)	1634 (64.3)	1634 (64.3)
Hip room, front	1543 (60.7)	1543 (60.7)	1543 (60.7)	1543 (60.7)	1543 (60.7)
Hip room, rear	—	1530 (60.2)	1530 (60.2)	1530 (60.2)	1530 (60.2)

MAXIMUM CAPACITIES

	REGULAR CAB LONG BOX	DOUBLE CAB STANDARD BOX (2500HD)	DOUBLE CAB LONG BOX	CREW CAB STANDARD BOX	CREW CAB LONG BOX
CAPACITIES, MM (IN.)					
Cargo Bed Length at Floor	2483 (97.8)	2003 (78.9)	2483 (97.8)	2003 (78.9)	2483 (97.8)
Cargo Bed Width Between Wheelhousings	1296 (51.0)	1296 (51.0)	1296 (51.0)	1296 (51.0)	1296 (51.0)
Cargo Bed Inside Width at Floor	1642 (64.6)	1642 (64.6)	1642 (64.6)	1642 (64.6)	1642 (64.6)
Cargo Bed Inside Height – 2500HD	539 (21.2)	539 (21.2)	539 (21.2)	539 (21.2)	539 (21.2)
Cargo Bed Inside Height – 3500 HD SRW	539 (21.2)	—	539 (21.2)	539 (21.2)	539 (21.2)
Cargo Bed Inside Height – 3500 HD DRW	542 (21.3)	—	542 (21.3)	—	542 (21.3)
CAPACITIES, L (CU. FT.)					
Cargo Volume	2161 (76.3)	1727 (61.0)	2161 (76.3)	1727 (61.0)	2161 (76.3)
CAPACITIES					
Fuel Tank, L (imp. gal.)	136 (29.9)	136 (29.9)	136 (29.9)	136 (29.9)	136 (29.9)