



2016

SILVERADO

SILVERADO 2016



FIND **NEW** ROADS™



facebook.com/
chevroletcanada



twitter.com/
chevroletcanada



youtube.com/
chevroletcanada

CHEVROLET.CA



Silverado 1500 Crew Cab Short Box
LTZ Z71 4x4 in Siren Red Tintcoat
(extra-cost colour) with available features.



¹ The Chevrolet Silverado 1500 received the lowest number of problems per 100 vehicles among large light duty pickups in the proprietary J.D. Power 2015 U.S. Initial Quality Study.² Study based on responses from 84,367 U.S. new-vehicle owners, measuring 244 models and measures opinions after 90 days of ownership. Proprietary study results are based on experiences and perceptions of U.S. owners surveyed in February–May 2015. Your experiences may vary. Visit jdpower.com.



COMPLETE CARE

We're with you all the way. Chevrolet Complete Care reflects our commitment to you and your new Silverado. Please visit chevrolet.ca or see your dealer for full details.

YOUR COMPREHENSIVE OWNER BENEFIT PROGRAM.

2-year/48,000 km¹ Complimentary Oil Changes²

3-year/60,000 km¹ New Vehicle Limited Warranty

5-year/160,000 km¹ Powertrain Component Limited Warranty, with \$0 deductible on repairs and the warranty is fully transferable at no charge

5-year/160,000 km¹ Courtesy Transportation

5-year/160,000 km¹ 24/7 Roadside Assistance

6-year/160,000 km¹ rust-through perforation coverage

8-year/130,000 km¹ coverage on catalytic converters and Powertrain Control Modules (PCMs)

OnStar³ Guidance Plan for 6 months, including Automatic Crash Response, Stolen Vehicle Assistance, Roadside Assistance and Turn-by-Turn Navigation (trial excludes Hands-Free Calling minutes)

OnStar Basic Plan⁴ for 5 years on most Chevrolet vehicles, including limited OnStar RemoteLink Mobile App services.

OTHER OWNERSHIP PRIVILEGES AND PROGRAMS⁵

- GM Protection Plan (GMPP) — the only extended service plan backed by the resources and commitment of General Motors, GMPP may be purchased at the time of sale or subsequently during the New Vehicle Limited Warranty period.
- Chevrolet Certified Service — to help your Chevrolet vehicle live up to its performance promise, Chevrolet Certified Service — found exclusively at your Chevrolet dealer — is there. With all the engineering excellence in your vehicle, GM-trained technicians have the expertise to care for all of it.
- Chevrolet Owner Centre — as an owner, take advantage of the Chevrolet Owner Centre. This online owner's destination gives you access to contests, current offers and the latest driving and maintenance tips. Find out more at chevroletowner.ca.

TO HELP YOU PURCHASE OR LEASE A NEW VEHICLE

- Purchase Financing and Leasing — on-the-spot financing; see dealer for full details.⁶
- GM Student Bonus Program — students or recent graduates of high school, college or university⁶ may be entitled to receive a Student Bonus Vehicle Redemption Allowance of \$500 or \$750⁵ (tax inclusive) (purchased vehicle dependant) to use towards the purchase, lease or finance of one eligible new Chevrolet vehicle.
- GM Card[®] — cardholders may redeem Earnings towards the total purchase price or lease down payment of an eligible new Chevrolet car, truck or crossover. Restrictions and limitations apply. For full program details, visit gmcards.ca.

INFORMATION RESOURCES You can find more information about these programs from your Chevrolet dealer, or at these information centres:

- The Chevrolet website at chevrolet.ca
- The GM Customer Care Centre at 1-800-GM-DRIVE (1-800-463-7483 or 1-800-263-3830 for TDD users).

A WORD ABOUT THIS BROCHURE Some of the equipment shown or described throughout this brochure may be available at extra cost. We have tried to make this brochure comprehensive and factual. We reserve the right, however, to make changes at any time, without notice, in prices, colours, materials, equipment, specifications, models and availability. Specifications, dimensions, measurements, ratings and other numbers in this brochure and other printed materials provided at the dealership or affixed to vehicles are approximates based upon design and engineering drawings and prototypes and laboratory tests. Your vehicle may differ due to variations in manufacture and equipment. Since some information may have been updated since the time of printing, please check with your Chevrolet dealer for complete details. General Motors of Canada Company reserves the right to lengthen or shorten the model year for any product, for any reason, or to start and end model years at different times. Certain vehicle features may lose their usefulness over time due to obsolescence from technological changes. Unless otherwise noted, all claims based on the latest available competitive information. Excludes other GM vehicles.

ENGINES Chevrolet products are equipped with engines produced by GM Powertrain or other suppliers to GM worldwide. The engines in Chevrolet products may also be used in other GM makes and models.

ASSEMBLY Chevrolet vehicles and their components are assembled or produced by different operating units of General Motors, its subsidiaries or suppliers to GM worldwide. We sometimes find it necessary to produce Chevrolet vehicles with different or differently sourced components than originally scheduled. Since some options may be unavailable when your vehicle is assembled, we suggest you verify that your vehicle includes the equipment you ordered and that, if there were changes, they are acceptable to you.

FLEET ORDERS Some standard content may be deleted on fleet orders. See dealer for details.

AN IMPORTANT NOTE ABOUT ALTERATIONS AND WARRANTIES Installations or alterations to the original equipment vehicle (or chassis) as distributed by General Motors are not covered by the General Motors New Vehicle Limited Warranty. The special body company, assembler, equipment installer or upfitter is solely responsible for warranties on the body or equipment and any alterations (or any effect of the alterations) to any of the parts, components, systems or assemblies installed by GM. General Motors is not responsible for the safety or quality of design features, materials or workmanship of any alterations by such suppliers.

TRADEMARKS The marks appearing in this brochure including, but not limited to, General Motors, GM, Chevrolet, the Chevrolet emblem, Silverado and their respective logos, emblems, slogans and vehicle model names and body designs; and other marks such as Active Fuel Management, Autotrac, Duralife, Find New Roads, IntelliBeam, MyLink, OnStar, the OnStar emblem, RemoteLink and StabiliTrak are trademarks of General Motors LLC, OnStar LLC and/or General Motors of Canada Company, its subsidiaries, affiliates or licensors. Apple, Apple CarPlay, iPad, iPhone, iPod, iTunes and Siri are trademarks of Apple Inc., registered in the U.S. and other countries. BlackBerry is a registered trademark of BlackBerry Limited. Bluetooth is a registered trademark of Bluetooth SIG, Inc. Blu-ray is a trademark of the Blu-ray Disc Association. Bose is a registered trademark of the Bose Corporation. Facebook is a registered trademark of Facebook Inc. Gracenote is a registered trademark of Gracenote, Inc. SiriusXM, the SiriusXM logo, channel names and logos are trademarks of SiriusXM Radio Inc. Stitcher and Stitcher SmartRadio are registered trademarks of Stitcher SmartRadio, Inc. Twitter is a trademark of Twitter, Inc. YouTube is a registered trademark and Android, Android Auto and Google Play are trademarks of Google Inc. Wi-Fi is a registered trademark of Wi-Fi Alliance.

COPYRIGHT ©Copyright 2015 General Motors of Canada Company. All rights reserved. All text, images, graphics, and other materials in this brochure are subject to the copyright and other intellectual property rights of General Motors LLC and/or General Motors of Canada Company. These materials may not be reproduced, distributed or modified without the express written permission of General Motors LLC and/or General Motors of Canada Company. Printed in USA, November 2015

¹ Whichever comes first. Conditions and limitations apply. See dealer for details. ² Limit of four complimentary Lube-Oil-Filter services in total. Fluid top-offs, inspections, tire rotations, wheel alignments and balancing, etc., are not covered. Conditions and limitations apply. See your dealer for details. ³ Standard on LS, LT, LT Z71, LTZ, LTZ Z71 and High Country models. Available on WT and Custom models and requires available MyLink Radio. Visit onstar.ca for coverage map, details and system limitations. Services vary by model, conditions and geographical and technical restrictions. OnStar with 4G LTE connectivity is available on select models and in select markets. Customers will be able to access OnStar services only if they accept the OnStar User Terms and Privacy Statement and Software Terms. OnStar acts as a link to existing emergency service providers. Not all vehicles may transmit all crash data. After the trial period (if applicable), an active OnStar service plan is required. ⁴ Standard on LS, LT, LT Z71, LTZ, LTZ Z71 and High Country models. Available on WT and Custom models and requires available MyLink Radio. The OnStar Basic Plan is available for 5 years from the date of delivery of the eligible new 2016 Model Year vehicle and is transferable to subsequent owners for the remaining term. The Basic Plan includes access to: (1) monthly OnStar Vehicle Diagnostics emails (capabilities vary by model); (2) Dealer Maintenance Notification; and (3) limited OnStar RemoteLink Mobile App services which include remote start (requires factory-installed and enabled remote start system), remote lock/unlock doors (requires automatic locks) and remote horn & lights activation. The OnStar RemoteLink Mobile App is available on select Apple, Android, BlackBerry and Windows devices. Visit onstar.ca for vehicle availability, coverage maps, details and system limitations. The OnStar Basic Plan does not include any Emergency Services, Automatic Crash Response, Stolen Vehicle Assistance, live Advisor service or Hands-Free Calling. These and other services are available under a paid plan. If you sell your vehicle or wish to cancel use of Basic Plan services, you must contact OnStar at 1.888.4ONSTAR (1-888-466-7827). ⁵ Conditions and limitations apply. ⁶ Subject to eligibility.

THE NEW FACE OF STRONG.

*Dependable. Capable. Advanced.
The new Silverado lineup pairs
brains with brawn to build upon
the long-lasting dependability every
Chevy truck is known for.*

*That legacy is elevated by a new
muscular front end with a sculpted
hood and signature LED lighting
accents. Three EcoTec3 engines that
deliver power and efficiency raise the
bar even higher. Tough, proven high-
strength steel provides high-strength
capability and dependability.*

*Technological breakthroughs push
the limits on what a truck should be.
And Silverado 1500 was named the
“Highest Ranked Large Light Duty
Pickup in Initial Quality in the U.S.”
by J.D. Power in 2015.¹*

*The 2016 Silverado: The new face of
strong belongs to a Chevy truck.*

FIND *NEW* ROADS™

EXTERIOR DESIGN



Silverado 1500 Crew Cab Short Box LTZ Z71 4x4 in Siren Red Tintcoat (extra-cost colour) with available features.

POWERFUL PERSONALITIES. For 2016, every Silverado gets a striking new appearance. A muscular front end design with bold horizontal elements and a sculpted hood create a wide, aggressive stance. Each model is unmistakable, projecting the strength and capability that can only belong to Silverado. Go to the specifications section to see them all.

LIGHT 'EM UP. Leading the way with enhanced visibility and impressive efficiency, LED technology also allowed our designers to wrap the turn signals and brake lights around the contours of the main lights and other elements on select models. New for 2016, LTZ, Z71 and High Country models feature LED fog lamps.

On WT, LS, Custom, LT and LT Z71 models, High-Intensity Discharge (HID) projector-beam headlamps produce a tightly controlled light pattern. LTZ and High Country take illumination to another level with LED headlamps that light the road or trail ahead.

ALL-AROUND AERODYNAMIC. Only the air necessary for cooling is directed into the engine compartment, while the rest flows smoothly around the truck. Air deflectors strategically positioned in front of the rear tires and a rear tailgate spoiler help reduce turbulence and drag. The resulting lower drag coefficient contributes to impressive fuel efficiency.



STRENGTH IS IN THE DETAILS.

- 1. The sculpted hood adds depth and strength to the muscular front end.*
- 2. The wraparound LED tail lamps have deep proportions and allow for expressive styling, standard on LTZ and High Country.*
- 3. Z71, LTZ and High Country come equipped with full LED fog lamps.*

HIGH COUNTRY



LUXURY DOESN'T GET ANY MORE RUGGED THAN THIS.

1. Distinctive badging helps High Country stand out in any crowd.
2. A body-colour bumper, chrome grille and lower accents set High Country apart.
3. Available articulating assist steps not only swing out, but also back to provide easy access to the front of the cargo box and its contents — something no competitor can match. You can operate each step with buttons inside the cab or by touching the rear of a step with your foot.
4. The exclusive Saddle premium leather-trimmed interior provides a comfortable cabin.

¹ Interim availability. ² Chevrolet MyLink functionality varies by model. Full functionality requires compatible Bluetooth and smartphone, and USB connectivity for some devices. ³ At time of printing, detailed map coverage is available for most major urban areas of the United States and for certain metropolitan areas of Canada (Vancouver, Calgary, Edmonton, Winnipeg, Windsor, London, Toronto, Ottawa, Montreal, Quebec City and Halifax). Coverage is significantly limited outside these areas. ⁴ The system wirelessly charges one PMA- or Qi-compatible mobile device. Some devices require an adaptor or back cover. To check for phone or other device compatibility, visit chevrolettotalconnect.ca for details.

Silverado 1500 Crew Cab Short Box
High Country 4x4 in Autumn Bronze
Metallic¹ (extra-cost colour)
with available features.



THE BOLD LOOK OF HIGH COUNTRY. Body-colour front and rear bumpers, plus chrome 6-in. assist steps, mirror caps, door handles, grille inserts and 20-in. wheels guarantee High Country is at home on the trail or in town.

CHEVY TRUCK ESSENTIALS. High Country has all the capability you need and expect, with standard Trailering Package, front and rear park assist, full LED lighting, a power-sliding rear window and spray-on bedliner.

UPSCALE INTERIOR. Heated and vented Saddle perforated-leather-appointed front bucket seats come equipped with 12-way power adjusters for constant comfort. A 7-speaker Bose® premium

sound system with subwoofer, Chevrolet MyLink² Radio with Navigation,³ reconfigurable centre floor console and wireless charging⁴ combine for the ultimate Silverado interior.

Silverado 1500 4-door Double Cab
Standard Box LT 4x4 in Red Hot
with available features.

THE 4-DOOR DOUBLE CAB FIT FOR A CREW.



CAVERNOUS SPACE. Silverado 4-door Double Cab has a spacious 3-passenger rear bench seat, so you've got room for up to six (five with available front bucket seats; not available on WT, LS and Custom).

EASY ACCESS. Forward-hinged rear doors mean getting into and out of the rear bench seat is no trouble at all. Once inside, passengers will have the comfort of more than 875 mm (34.5 in.) of rear-seat legroom.

STORE ALL YOUR GEAR. When you need extra room for luggage, work tools or anything else, just fold the rear seat up. There's also available under-seat storage with dividers to keep everything organized.

A QUIET RIDE. Silverado 4-door Double Cab's rear doors feature triple door seals and an inlaid door design that fits the doors flush with the body to help reduce wind noise.

Silverado 1500 Crew Cab Short Box
LTZ Z71 4x4 in Siren Red Tintcoat
(extra-cost colour) with available
dealer-installed Chevrolet Accessories.

Z71. THE ULTIMATE OFF-ROAD SILVERADO.



RUGGED LOOKS. The updated appearance combines a body-colour front bumper and centre grille bar with Black recovery hooks. LT Z71 features high-gloss Black grille inserts and body-colour mirror caps, while LTZ Z71 adds chrome inserts and caps.

OFF-ROAD TECHNOLOGY. Ignore paved roads with off-road jounce bumpers, Rancho® monotube shocks, an underbody transfer case shield and all-terrain tires. Hill Descent Control lets you set and maintain your speed on steep grades.

INSIDE Z71. Exclusives include a Z71-specific gauge cluster and instrument panel graphics. An off-road screen in the Driver Information Centre keeps you up to date on how your Z71 is performing on the trails, including vehicle pitch and roll, wheel angle and 4x4 status.

GET A GRIP. Ready to tame gravel, dirt, snow and mud? An industry-exclusive automatic locking rear differential reacts in milliseconds to low-traction situations for improved forward motion, taking power from the wheel with less grip and transferring it to the wheel with more traction to get you moving.

PERFORMANCE

AVAILABLE 5.3L V8. THE BEST FUEL EFFICIENCY OF ANY V8 PICKUP IN THE INDUSTRY.¹

THE POWER OF THREE. Building on an unmatched small block heritage, our EcoTec3 4.3L V6, 5.3L V8 and 6.2L V8 are the only truck engines that use Direct Injection, Active Fuel Management® and Continuously Variable Valve Timing together to deliver robust power with enviable fuel efficiency. It's a combination no competitor can match.

ACTIVE FUEL MANAGEMENT. By sensing load and demand, this feature improves efficiency by deactivating cylinders when power demands are light and reactivating cylinders when power is required — all without you ever noticing the transition.

DIRECT INJECTION. The system injects fuel into the combustion chamber at more than 2000 psi for precise fuel distribution and fast, efficient combustion.

CONTINUOUSLY VARIABLE VALVE TIMING. This system monitors and adjusts valve open and close points for near-peak levels of torque across the entire range of engine speeds.

8-SPEED AUTOMATIC TRANSMISSION. Standard on all LTZ and LTZ Z71 Crew Cab and High Country models is a highly efficient, smooth-shifting 8-speed automatic transmission.

MOST HORSEPOWER OF ANY HALF-TON PICKUP.¹ With 420 horsepower and 460 lb.-ft. of torque, the available 6.2L V8 has the most horsepower of any half-ton pickup. Not to be outdone, Silverado equipped with the 4.3L V6 easily generates the most torque of any base model V6 in its class.¹

¹ Based on WardsAuto.com 2015 Large Pickup segment and latest competitive information available at time of printing. Excludes other GM vehicles. ² Before you buy a vehicle or use it for trailering, carefully review the Trailering section of the Owner's Manual. The weight of passengers, cargo and options or accessories may reduce the amount you can tow.

³ Requires Silverado 1500 Regular Cab Standard Box 4x4.

⁴ Requires Silverado 1500 4-door Double Cab Standard Box 2WD or Crew Cab Short Box 2WD with available 5.3L V8 engine and Max Trailering Package. ⁵ Requires Silverado 1500 4-door Double Cab Standard Box LTZ 2WD or Crew Cab Short Box 2WD with available 6.2L V8 engine and Max Trailering Package.



4.3L V6

285 HP
@ 5300 RPM

305 LB.-FT.
TORQUE @ 3900 RPM

3447 KG
7600 LB. TOWING CAPABILITY^{2,3}



5.3L V8

355 HP
@ 5600 RPM

383 LB.-FT.
TORQUE @ 4100 RPM

5035 KG
11,100 LB. TOWING CAPABILITY^{2,4}



6.2L V8

420 HP
@ 5600 RPM

460 LB.-FT.
TORQUE @ 4100 RPM

5443 KG
12,000 LB. TOWING CAPABILITY^{2,5}



Silverado 1500 Crew Cab Short
Box LTZ Z71 4x4 in Siren Red
Tintcoat (extra-cost colour)
with available features.

TOWING

UP TO 5443 KG (12,000 LB.)^{1,2} OF TOWING POWER.

Silverado 1500 Crew Cab Short Box High Country 4x4 in Autumn Bronze Metallic³ (extra-cost colour) with available features.

When it comes to towing, confidence is king. Silverado has the torque and the transmission necessary to pull up to 5443 kg (12,000 lb.)^{1,2} so you know you've got power in your corner. But it doesn't end there. We've loaded it with the type of features that make it the complete package when you've got a trailer hitched up.

TRAILER SWAY CONTROL. This system uses StabiliTrak[®] Electronic Stability Control sensors to detect a swaying trailer. It then applies both the vehicle and the trailer brakes (if properly equipped) to help bring it back in line.

STEEP GRADES? NO PROBLEM. With Hill Start Assist, sensors detect when Silverado is on a grade of 5 percent or more. It holds the brakes momentarily until the accelerator is pressed, preventing rollback. Auto grade braking automatically senses when you want to slow your Silverado and engages a grade braking shift pattern to help maintain your desired speed.

MAX TRAILERING PACKAGE. With the available 6.2L V8 engine and the Max Trailering Package, which includes a heavy-duty axle and high-capacity rear springs, integrated trailer brake controller, enhanced cooling system and recalibrated shock tuning for increased control, you can tow up to 5443 kg (12,000 lb.)^{1,2}



CONFIDENCE COMES WITH EVERY HITCH AND SWITCH.

1. The available rear vision camera's dynamic guiding lines help when hitching a trailer.
2. Check your trailer brakes with an available integrated trailer brake controller that displays the level of brake force or "gain" in the Driver Information Centre.
3. Tow/Haul mode adjusts transmission shifts to reduce shift cycling, such as when towing or hauling heavy loads or driving on steep grades.

¹ Requires Silverado 1500 4-door Double Cab Standard Box LTZ 2WD or Crew Cab Short Box LTZ 2WD with available 6.2L V8 engine and Max Trailering Package. ² Before you buy a vehicle or use it for trailering, carefully review the Trailering section of the Owner's Manual. The weight of passengers, cargo and options or accessories may reduce the amount you can tow. ³ Interim availability.



PAYLOAD

Silverado 1500 4-door Double Cab
Standard Box Custom 4x4 in Silver Ice
Metallic with available features.

1025 KG (2260 LB.) OF MAX PAYLOAD!

Silverado offers a number of boxes that help when you're hauling big payloads. The Standard Box is 6' 6" and is available on all cab configurations. Need a full 8' bed for drywall? Then take a look at Silverado Regular Cab. There's also a 5' 8" Short Box available on Crew Cab.

THE STRENGTH OF A STEEL BOX.

The pickup box floor is expertly crafted from strong and durable roll-formed steel. It's stronger, lighter and more durable than a traditional stamped steel bed.

TOUGH TIE-DOWNS. Secure your cargo the way you want with four standard lower tie-downs and available movable upper tie-down hooks. These patented, load-bearing upper tie-downs are rated at 113 kg (250 lb.) each and can be positioned in several places around the box depending on the cargo.

POWER REMOTE TAILGATE. New for 2016 is an available power remote locking/unlocking tailgate. The EZ-Lift and Lower Tailgate, standard on LT, LTZ, LT Z71, LTZ Z71 and High Country, is dampened by a torsion bar. It opens smoothly with no thud and can be closed with one hand, so you can load and unload cargo easily.



THIS CARGO BED NEVER RESTS.

1. Available from Chevrolet Accessories is the Cargo Convenience Package, which includes a spray-on bedliner, upper tie-down hooks and the cross rail tiered storage system. Shown with available dealer-installed tri-fold soft tonneau cover.
2. Available LED lamps under the bed rails illuminate the bed – perfect for those times when you need a better look at all you are hauling or when the tonneau cover is on.
3. The rear bumper features corner steps with non-slip treads and pocket hand grips built into the top of the side rails make it easy to reach the cargo you're carrying.

¹ Requires Silverado 1500 4-door Double Cab 2WD with available 5.3L V8 engine and Max Trailering Package. These maximum payload ratings are intended for comparison purposes only. Before you buy a vehicle or use it to haul people or cargo, carefully review the Vehicle Loading section of the Owner's Manual and check the carrying capacity of your specific vehicle on the label on the inside of the driver door jamb.

A REAL TRUCK USES REAL STEEL.




HIGH-STRENGTH STEEL. The Silverado frame is highly refined and precisely tuned to help squelch vibration for a smoother ride and confident handling. And to help create a quiet cab, much of the cab structure is constructed with high-strength steel, including the pillars, roof rails and rocker panels.

HYDROFORMED FRAME. Silverado uses a hydroformed, boxed high-strength steel frame. Nine cross members are through-frame welded for lateral support. This stiff frame combines with shear-style and hydraulic body mounts so you can ride in comfort while hauling, towing and tackling rugged terrain.

ELECTRIC RACK-AND-PINION POWER STEERING. This system aids fuel efficiency versus hydraulic-powered systems. The variable-assist feature is tuned to provide less assist at highway speeds for a solid on-centre feel, and more assist for less steering effort when manoeuvring in tight spaces.

COIL-OVER-SHOCK FRONT SUSPENSION. This fully independent system is precisely tuned for solid handling. The front shock module is designed for road isolation in response to even small inputs. A thick spring isolator and a high spring rate produce a controlled ride. The 34 mm stabilizer bar aids vehicle stability.



TUNED MULTI-LEAF REAR SPRINGS.

Two-stage rear leaf springs provide the perfect balance between ride smoothness and hauling capability. They've also been tuned for noise reduction, as well as corrosion resistance.

DURALIFE™ BRAKE ROTORS. Segment-exclusive Ferritic Nitro-Carburizing (FNC) technology hardens the rotor surface, which can help double rotor life. It also provides protection against rust to help prevent steering wheel shudder during braking.

ROBUST AXLE DESIGN. Select Silverado models with the available Max Trailering Package feature a rear axle with a large ring gear designed to handle the increased power capacity and provide reliable durability. The available heavy-duty automatic locking rear differential provides extra traction when you head off-road.



INTERIOR DESIGN

WELCOME TO WIDE-OPEN SPACES.

Silverado 1500 Crew Cab LTZ interior in Dune with perforated-leather appointments, Cocoa interior accents and available features.

DESIGNED FOR ALL-DAY COMFORT.

Resilient dual-firmness foam helps ensure the seats retain their support over time, which is especially important for Silverado drivers and passengers who spend a lot of time in their trucks.

THE STRONG, SILENT TYPE. Exterior aerodynamics, inlaid and triple-sealed doors, sound-absorbing materials, engine exhaust valving and the use of Active Noise Cancellation on 6.2L V8 models contribute to a remarkably quiet cabin.

POWERED UP. Depending on the model you choose, you'll never be far from a convenient power supply: Multiple USB ports¹, up to four auxiliary power outlets and an available 110-volt AC outlet keep first- and second-row passengers connected.

TRUE TRUCK CAPABILITY INSIDE. The available centre floor console provides cavernous storage for your laptop or other items – and it can also double as a file cabinet. Plus there are “grab and go” storage pockets integrated into the doors so everything is within easy reach.



EVERYTHING YOU NEED, ANYWHERE YOU NEED IT.

1. Upper and lower gloveboxes give you and your companions a place to store all kinds of items. You'll also find a number of other storage areas throughout.
2. With steering wheel-mounted controls, you can activate available Bluetooth^{®2} phone functions, set the cruise control, engage the available heated steering wheel and more. All knobs and buttons are large enough to accommodate gloved hands.
3. Silverado 4-door Double Cab provides plenty of storage space when you flip up the rear seat. And when you have passengers, comfort is king with 880 mm (34.6 in.) of rear-seat legroom.

¹ Not compatible with all devices. ² Visit chevrolettotalconnect.ca to find out which phones are compatible with the vehicle.

TECHNOLOGY

Silverado 1500 Crew Cab LTZ interior in Dune with perforated-leather appointments, Cocoa interior accents and available features.




BUILD A STRONG CONNECTION.

1. Chevy Silverado is the first vehicle in its class to make Android Auto™¹ and Apple CarPlay™ compatibility² available to enhance the connected experience. And to keep you constantly connected, an available wireless charging³ station lets you conveniently charge your cell phone.
2. The OnStar RemoteLink® mobile app⁴ lets you remotely start your Silverado (requires available factory-installed and enabled remote vehicle starter system), lock and unlock your doors, locate your vehicle and more.
3. Available Chevrolet MyLink⁵ lets you arrange icons and features on the optional 178 mm (7 in.) or 203 mm (8 in.) diagonal color touch-screen. Store up to 60 favourites, including radio stations and contacts.

¹ Late availability. ² Vehicle user interfaces are products of Apple and Google and their terms and privacy statements apply. Requires compatible smartphone and data plan rates apply. ³ The system wirelessly charges one PMA- or Qi-compatible mobile device. Some devices require an adaptor or back cover. To check for phone or other device compatibility, visit chevrolettotalconnect.ca for details. ⁴ Available on select Apple, Android, BlackBerry and Windows devices. Requires an active OnStar service plan. Services vary by device, vehicle, conditions and the type of service plan you have. Please visit onstar.ca for vehicle availability, system limitations, geographical and technical restrictions and further details. ⁵ Chevrolet MyLink functionality varies by model. Full functionality requires compatible Bluetooth and smartphone, and USB connectivity for some devices.

SAFETY



SURROUNDED BY SAFETY.

The available Enhanced Driver Alert Package has features that help protect you from the unexpected, including the Safety Alert Driver Seat, Lane Keep Assist, Forward Collision Alert, front and rear park assist and IntelliBeam™ headlamps.



SAFETY ALERT DRIVER SEAT.

The available Safety Alert Driver Seat uses directional vibration pulses from the seat cushion instead of audible crash avoidance alerts to help indicate the direction of potential collision threats. The patented warning approach is tied into other onboard crash avoidance systems.



LANE KEEP ASSIST. At speeds above 60 km/h (37 mph), this available camera-based system monitors road lines and will gently turn the steering wheel if the vehicle begins changing lanes without the use of a turn signal. New for 2016.



FORWARD COLLISION ALERT.

This available feature continually monitors how close your Silverado is to the vehicle in front of you. If the system determines that a front-end collision with a detected vehicle is imminent, it alerts the driver to a potential crash.



REAR VISION CAMERA.

When the Silverado transmission is in Reverse, the available rear vision camera with dynamic guiding lines allows the driver to view objects directly behind the vehicle via the available screen in the centre stack. So it's easier to back up, park or hook up a trailer.



INTELLIBEAM HEADLAMPS.

When oncoming headlamps are sensed or when tail lamps are detected in front of you, available IntelliBeam headlamps intuitively adjust between low and high beams.



FRONT AND REAR PARK ASSIST.

Ideal when pulling into a parking spot at low speeds, this available system senses stationary objects and alerts you if an object is too close. If equipped, the rear vision camera automatically displays a live image of the area behind the vehicle on the available Chevrolet MyLink screen after you shift into Reverse.



SIX AIRBAGS. Silverado 1500 includes six airbags¹ and a 360-degree sensor system, including single-stage frontal airbags. There are also available head-curtain side-impact airbags with rollover protection and seat-mounted side-impact airbags.

AVAILABLE ONSTAR® AUTOMATIC CRASH

RESPONSE² In a crash, built-in sensors can alert a specially trained OnStar Advisor, who is connected into your Silverado to see if you need help – even if you can't ask for it. Advisors can use GPS technology to pinpoint your location and request emergency help.

SAFETY STARTS WITH YOU.

Safety features are no substitute for the driver's responsibility to operate the vehicle in a safe manner. The driver should remain attentive to traffic, surroundings and road conditions at all times. Read the Silverado Owner's Manual for more important safety information.

¹ A NOTE ON CHILD SAFETY: Always use safety belts and the correct child restraint for your child's age and size, even with airbags. Even in vehicles equipped with the Passenger Sensing System, children are safer when properly secured in a rear seat in the appropriate infant, child or booster seat. Never place a rear-facing infant restraint in the front seat of any vehicle equipped with an active frontal airbag. See the Owner's Manual and the child safety seat instructions for more safety information. ² Standard on LS, LT, LT Z71, LTZ, LTZ Z71 and High Country. Available on WT and Custom; requires available Chevrolet MyLink Radio. Visit onstar.ca for vehicle availability, details and system limitations. OnStar acts as a link to existing emergency service providers. Not all vehicles can transmit all crash data.

ACCESSORIES

THE ULTIMATE SILVERADO IS THE ONE YOU BUILD. These are just a few of the impressive accessories available for your 2016 Silverado. For a complete list, check out chevrolet.ca.

Silverado 1500 4-door Double Cab Standard Box LT 4x4 in Red Hot with dealer-installed accessories.



22" 6-Split-Spoke Chrome Wheels from Chevrolet Accessories.



Dealer-installed Round Chrome Assist Steps from Chevrolet Accessories.



Dealer-installed Soft Folding Tonneau Cover from Chevrolet Accessories.






Dealer-installed Ladder Rack
from Chevrolet Accessories.



Diamond-Patterned Tool Box
from Chevrolet Accessories.



Dealer-installed Upper
Tie-Downs from
Chevrolet Accessories.

	TRIM	BOX ¹	ENGINE STD/OPT	AUTOMATIC TRANSMISSION STD/OPT	DRIVE
	WT	STD/LONG	4.3L/5.3L	6-SPEED	2WD/4x4
	LS	STD/LONG	4.3L/5.3L	6-SPEED	2WD/4x4
	LT	STD/LONG	4.3L/5.3L	6-SPEED	2WD/4x4
	LT Z71	STD/LONG	4.3L/5.3L	6-SPEED	4x4
	WT	STD	4.3L/5.3L	6-SPEED	2WD/4x4
	LS	STD	4.3L/5.3L	6-SPEED	2WD/4x4
	Custom	STD	4.3L/5.3L	6-SPEED	2WD/4x4
	LT	STD	4.3L/5.3L	6-SPEED	2WD/4x4
	LT Z71	STD	4.3L/5.3L	6-SPEED	4x4
	LTZ	STD	5.3L/6.2L	6-SPEED/8-SPEED	2WD/4x4
	LTZ Z71	STD	5.3L/6.2L	6-SPEED/8-SPEED	4x4
	WT	SHORT/STD	4.3L/5.3L	6-SPEED	2WD/4x4
	LS	SHORT/STD	4.3L/5.3L	6-SPEED	2WD/4x4
	Custom	SHORT/STD	4.3L/5.3L	6-SPEED	2WD/4x4
	LT	SHORT/STD	4.3L/5.3L	6-SPEED	2WD/4x4
	LT Z71	SHORT/STD	4.3L/5.3L	6-SPEED	4x4
	LTZ	SHORT/STD	5.3L/6.2L	8-SPEED	2WD/4x4
	LTZ Z71	SHORT/STD	5.3L/6.2L	8-SPEED	4x4
	High Country	SHORT/STD	5.3L/6.2L	8-SPEED	4x4

¹ Box length: Short Box 5' 8", Standard Box 6' 6" and Long Box 8'.

PAYLOAD AND TRAILER WEIGHT RATINGS

MODEL	ENGINE	AUTOMATIC TRANSMISSION	AXLE RATIO	GVWR ² KG (LB.)	MAX. PAYLOAD ³ KG (LB.)	MAX. CONVENTIONAL TOWING ⁴ KG (LB.)
REGULAR CAB STANDARD BOX 2WD	4.3L	6-SPEED	3.23	2948 (6500)	889 (1960)	2722 (6000)
	5.3L	6-SPEED	3.08	2994 (6600)	862 (1900)	3130 (6900)
	5.3L	6-SPEED	3.42	2994 (6600)	862 (1900)	4037 (8900)
REGULAR CAB STANDARD BOX 4x4	4.3L	6-SPEED	3.42	3039 (6700)	844 (1860)	3447 (7600)
	5.3L	6-SPEED	3.08	3084 (6800)	835 (1840)	2994 (6600)
	5.3L	6-SPEED	3.42	3084 (6800)	835 (1840)	3901 (8600)
REGULAR CAB LONG BOX 2WD	4.3L	6-SPEED	3.23	3039 (6700)	885 (1950)	2676 (5900)
	5.3L	6-SPEED	3.08	3084 (6800)	885 (1950)	3084 (6800)
	5.3L	6-SPEED	3.42	3084 (6800)	885 (1950)	4445 (9800)
REGULAR CAB LONG BOX 4x4	4.3L	6-SPEED	3.42	3130 (6900)	862 (1900)	3357 (7400)
	5.3L	6-SPEED	3.08	3175 (7000)	857 (1890)	2948 (6500)
	5.3L	6-SPEED	3.42	3175 (7000)	857 (1890)	4309 (9500)
4-DOOR DOUBLE CAB STANDARD BOX 2WD	4.3L	6-SPEED	3.23	3130 (6900)	844 (1860)	2540 (5600)
	5.3L	6-SPEED	3.08	3175 (7000)	844 (1860)	2903 (6400)
	5.3L	6-SPEED	3.42	3175 (7000)	844 (1860)	4264 (9400)
	5.3L	6-SPEED	3.73	3357 (7400) ⁵	1025 (2260) ⁵	5035 (11,100) ⁵
	5.3L	8-SPEED	3.42	3175 (7000)	826 (1820)	4264 (9400)
	5.3L	8-SPEED	3.42	3357 (7400) ⁵	993 (2190) ⁵	5035 (11,100) ⁵
	6.2L	8-SPEED	3.23	3175 (7000)	826 (1820)	4264 (9400)
	6.2L	8-SPEED	3.42	3357 (7400) ⁵	971 (2140) ⁵	5443 (12,000) ⁵
4-DOOR DOUBLE CAB STANDARD BOX 4x4	4.3L	6-SPEED	3.42	3221 (7100)	821 (1810)	3221 (7100)
	5.3L	6-SPEED	3.08	3266 (7200)	826 (1820)	2812 (6200)
	5.3L	6-SPEED	3.42	3266 (7200)	826 (1820)	4173 (9200)
	5.3L	6-SPEED	3.73	3447 (7600) ⁵	1007 (2220) ⁵	4944 (10,900) ⁵
	5.3L	8-SPEED	3.42	3266 (7200)	803 (1770)	4173 (9200)
	5.3L	8-SPEED	3.42	3447 (7600) ⁵	975 (2150) ⁵	4899 (10,800) ⁵
	6.2L	8-SPEED	3.23	3266 (7200)	798 (1760)	4173 (9200)
	6.2L	8-SPEED	3.42	3447 (7600) ⁵	943 (2080) ⁵	5352 (11,800) ⁵

MODEL	ENGINE	AUTOMATIC TRANSMISSION	AXLE RATIO	GVWR ² KG (LB.)	MAX. PAYLOAD ³ KG (LB.)	MAX. CONVENTIONAL TOWING ⁴ KG (LB.)
CREW CAB SHORT BOX 2WD	4.3L	6-SPEED	3.23	3130 (6900)	835 (1840)	2495 (5500)
	5.3L	6-SPEED	3.08	3175 (7000)	812 (1790)	2903 (6400)
	5.3L	6-SPEED	3.42	3175 (7000)	812 (1790)	4264 (9400)
	5.3L	6-SPEED	3.73	3357 (7400) ⁵	980 (2160) ⁵	5035 (11,100) ⁵
	5.3L	8-SPEED	3.42	3175 (7000)	798 (1760)	4264 (9400)
	5.3L	8-SPEED	3.42	3357 (7400) ⁵	962 (2120) ⁵	4990 (11,000) ⁵
	6.2L	8-SPEED	3.23	3175 (7000)	794 (1750)	4218 (9300)
	6.2L	8-SPEED	3.42	3357 (7400) ⁵	939 (2070) ⁵	5443 (12,000) ⁵
CREW CAB SHORT BOX 4x4	4.3L	6-SPEED	3.42	3221 (7100)	803 (1770)	3175 (7000)
	5.3L	6-SPEED	3.08	3266 (7200)	785 (1730)	2767 (6100)
	5.3L	6-SPEED	3.42	3266 (7200)	785 (1730)	4128 (9100)
	5.3L	6-SPEED	3.73	3447 (7600) ⁵	966 (2130) ⁵	4899 (10,800) ⁵
	5.3L	8-SPEED	3.42	3266 (7200)	780 (1720)	4128 (9100)
	5.3L	8-SPEED	3.42	3447 (7600) ⁵	948 (2090) ⁵	4899 (10,800) ⁵
	6.2L	8-SPEED	3.23	3266 (7200)	767 (1690)	4128 (9100)
	6.2L	8-SPEED	3.42	3447 (7600) ⁵	912 (2010) ⁵	5307 (11,700) ⁵
CREW CAB STANDARD BOX 2WD	5.3L	6-SPEED	3.08	3175 (7000)	776 (1710)	2858 (6300)
	5.3L	6-SPEED	3.42	3175 (7000)	776 (1710)	4218 (9300)
	5.3L	6-SPEED	3.73	3357 (7400) ⁵	943 (2080) ⁵	4990 (11,000) ⁵
	5.3L	8-SPEED	3.42	3175 (7000)	767 (1690)	4218 (9300)
	5.3L	8-SPEED	3.42	3357 (7400) ⁵	930 (2050) ⁵	4944 (10,900) ⁵
	6.2L	8-SPEED	3.23	3175 (7000)	757 (1670)	4218 (9300)
	6.2L	8-SPEED	3.42	3357 (7400) ⁵	903 (1990) ⁵	5398 (11,900) ⁵
	5.3L	6-SPEED	3.08	3266 (7200)	767 (1690)	2767 (6100)
CREW CAB STANDARD BOX 4x4	5.3L	6-SPEED	3.42	3266 (7200)	767 (1690)	4128 (9100)
	5.3L	6-SPEED	3.73	3447 (7600) ⁵	943 (2080) ⁵	4899 (10,800) ⁵
	5.3L	8-SPEED	3.42	3266 (7200)	753 (1660)	4128 (9100)
	5.3L	8-SPEED	3.42	3447 (7600) ⁵	921 (2030) ⁵	4853 (10,700) ⁵
	6.2L	8-SPEED	3.23	3266 (7200)	748 (1650)	4128 (9100)
	6.2L	8-SPEED	3.42	3447 (7600) ⁵	894 (1970) ⁵	5307 (11,700) ⁵

² Gross Vehicle Weight Rating (GVWR) includes vehicle, passengers, equipment and cargo. ³ These maximum payload ratings are intended for comparison purposes only. Before you buy a vehicle or use it to haul people or cargo, carefully review the Vehicle Loading section of the Owner's Manual and check the carrying capacity of your specific vehicle on the label on the inside of the driver door jamb. ⁴ Before you buy a vehicle or use it for trailering, carefully review the Trailering section of the Owner's Manual. The weight of passengers, cargo and options or accessories may reduce the amount you can tow. ⁵ Requires available Max Trailering Package.

SELECT VEHICLE FEATURES



SILVERADO WT Silverado WT includes these standard features:

285 hp EcoTec3 4.3L V6 engine with Active Fuel Management , Direct Injection and Variable Valve Timing (VVT)
Oil life monitoring system
6-speed automatic transmission with Tow/Haul mode, Cruise Grade Braking and Powertrain Grade Braking
4-wheel disc brakes with Duralife rotors and Anti-lock Braking System (ABS)
Heavy-duty external engine oil cooler
StabiliTrak Electronic Stability Control System with Proactive Roll Avoidance, Electronic Trailer Sway Control and Hill Start Assist
Traction control
Transfer case, 2-speed floor-mounted shifter (4x4)
17-in. painted-steel wheels
High-Intensity Discharge (HID) headlamps with LED signature daytime running lamps
Chrome grille surround
Front recovery hooks, Black (4x4)
Exterior mirrors, manual-folding, Black
Black door handles
Solar-absorbing tinted glass
Cargo box lighting
Locking tailgate
Bed rail and tailgate protector caps

SILVERADO WT (CONTINUED)

Black front and rear bumpers
CornerStep rear bumper
6 airbags
Driver Information Centre with 89 mm (3.5 in.) diagonal monochromatic display
Tire pressure monitoring system
Air conditioning with manual controls, single-zone
Power windows (Double Cab and Crew Cab)
Power programmable door locks
Tilt adjustable steering column
Cruise control
Vinyl floor covering
Front 40/20/40 split-bench seat
Folding rear bench seat (Double Cab)
60/40 split-folding rear bench seat (Crew Cab)
Vinyl or cloth seating surfaces
AM/FM stereo, auxiliary audio input jack and 107 mm (4.2 in.) colour display screen
4-speaker audio system (Regular Cab)
6-speaker audio system (Double Cab and Crew Cab)
USB port. ¹



SILVERADO LS enhances Silverado WT features with:

17-in. painted-steel wheels with stainless steel cladding
Chrome front and rear bumpers
Power exterior mirrors, heated, Black (includes driver-side spotter mirror)
Deep-tinted glass behind front doors
Remote keyless entry
Remote locking tailgate
Chevrolet MyLink ² Radio infotainment system with 178 mm (7 in.) colour touch-screen display
Bluetooth ^{®3} hands-free phone connectivity and wireless audio streaming
OnStar ⁴ with 6 months of the Guidance Plan
OnStar 4G LTE ⁵ with available Wi-Fi hotspot capability ⁶
OnStar Basic Plan ⁷ including limited OnStar RemoteLink [®] Mobile App services.



SILVERADO CUSTOM enhances Silverado WT features with:

Body-colour front and rear bumpers
Body-colour grille surround
Body-colour headlamp bezels
Deep-tinted glass behind front doors
Power exterior mirrors, heated, Black (includes driver-side spotter mirror)
20-in. chrome-clad aluminum wheels (NZN)
P275/55R20 all-season tires ¹
Chevrolet MyLink ² Radio infotainment system with 178 mm (7 in.) colour touch-screen display
Bluetooth ³ hands-free phone connectivity and wireless audio streaming.




SILVERADO LT enhances Silverado LS features with:

Autotrac™ 2-speed transfer case with electronic controls (4x4 models)
17-in. bright machined-aluminum wheels
Chrome grille surround
Power exterior mirrors, heated, body-colour (includes driver-side spotter mirror)
Body-colour door handles
Body-colour bodyside mouldings
Rear wheelhouse liners (Double Cab and Crew Cab)
EZ-Lift and Lower Tailgate
Driver Information Centre with 107 mm (4.2 in.) diagonal colour display
Colour-keyed carpeted floor covering
Rubber floor mats
Leather-wrapped steering wheel with Bluetooth ³ cruise and audio system controls
Power windows (Regular Cab)
Driver-seat manual lumbar adjuster
Front centre fold-down armrest with storage
Front lockable storage compartment in centre seat cushion
60/40 split-folding rear bench seat (Double Cab)
Sunshades with illuminated vanity mirrors
Chevrolet MyLink ² Radio infotainment system with 203 mm (8 in.) colour touch-screen display
Single-slot CD/MP3 player
SiriusXM Satellite Radio™ ⁸
6-speaker audio system (Regular Cab).



SILVERADO LT Z71 enhances Silverado LT features with:

Automatic locking rear differential
Trailer Package
Rancho® monotube shock absorbers
High-capacity air cleaner
Hill Descent Control
Transfer case shield
Body-colour front and rear bumpers
Body-colour headlamp bezels
LED fog lamps
18-in. bright machined-aluminum wheels
P265/65R18 all-terrain tires (Regular Cab and Crew Cab)
P265/65R18 on-/off-road tires (Double Cab)
Brushed-metal Z71 doorsill plates
Z71-specific gauge cluster treatment
Z71-specific interior trim finish
Z71-specific front bumper fascia appearance
Z71-specific grille insert with badging
Z71 pickup box decals.

¹ Not compatible with all devices. ² Chevrolet MyLink functionality varies by model. Full functionality requires compatible Bluetooth and smartphone, and USB connectivity for some devices. ³ Visit chevrolettotalconnect.ca to find out which phones are compatible with the vehicle. ⁴ Visit onstar.ca for coverage maps, details and system limitations. Services vary by model, conditions and geographical and technical restrictions. OnStar with 4G LTE connectivity is available on select vehicle models and in select markets. Customers will be able to access OnStar services only if they accept the OnStar User Terms and Privacy Statement and Software Terms. After the trial period (if applicable), an active OnStar service plan is required. ⁵ Visit onstar.ca for coverage maps, details and system limitations. Services vary by model, conditions and geographical and technical restrictions. OnStar with 4G LTE connectivity is available on select vehicle models and in select markets. Available Wi-Fi hotspot requires a data plan. ⁶ Devices must be WPA2 compliant. Wi-Fi devices manufactured prior to 2006 may not be compatible. Please consult your device manufacturer for information regarding the WPA2 security protocol and Wi-Fi device compatibility. Vehicle must be started or in accessory mode to access Wi-Fi. Visit onstar.ca for system details and limitations. ⁷ The OnStar Basic Plan is available for 5 years from the date of delivery of the eligible new 2016 Model Year vehicle and is transferable to subsequent owners for the remaining term. The Basic Plan includes access to: (1) monthly OnStar Vehicle Diagnostics emails (capabilities vary by model); (2) Dealer Maintenance Notification; and (3) limited OnStar RemoteLink Mobile App services which include remote start (requires factory-installed and enabled remote start system), remote lock/unlock doors (requires automatic locks) and remote horn & lights activation. The OnStar RemoteLink Mobile App is available on select Apple, Android, BlackBerry and Windows devices. Visit onstar.ca for vehicle availability, coverage map, details and system limitations. The OnStar Basic Plan does not include any Emergency Services, Automatic Crash Response, Stolen Vehicle Assistance, live Advisor service or Hands-Free Calling. These and other services are available under a paid plan. If you sell your vehicle or wish to cancel use of Basic Plan services, you must contact OnStar at 1.888.4ONSTAR (1-888-466-7827). ⁸ Available in 10 Canadian provinces and the 48 contiguous United States. Subscription sold separately after trial period. If you decide to continue your service at the end of your trial subscription, the plan you choose will automatically renew and bill at then-current rates until you call 1-877-209-0079 to cancel. Other fees and taxes will apply. All fees and programming subject to change. See SiriusXM "Terms & Conditions" and complete details at siriusxm.ca. [†] All-season tires may not satisfy winter tire requirements in all regions of the country. Tires specifically designed for severe winter conditions and marked with the "winter tire" symbol  may be required during certain months or in certain regions. Contact your Provincial, Municipal or local road authority for information regarding which tires are required in your particular area.

SELECT VEHICLE FEATURES (CONTINUED)



SILVERADO LTZ enhances Silverado LT features with:

355 hp EcoTec3 5.3L V8 with Active Fuel Management, Direct Injection and Variable Valve Timing (VVT)
8-speed automatic transmission with Tow/Haul mode, Cruise Grade Braking and Powertrain Grade Braking (Crew Cab)
Automatic locking rear differential
Trailer Package
Auxiliary external transmission cooler
18-in. bright machined-aluminum wheels
P265/65R18 all-terrain tires
LED headlamps with LED signature daytime running lamps and turn signals
LED tail lamps
Power exterior mirrors, heated, chrome cap (includes driver-side spotter mirror), power-folding, driver-side auto-dimming feature, integrated turn signals and ground illumination
Chrome bodyside mouldings
Chrome door handles
Electric rear-window defogger
Power-sliding rear window
Tilt and telescopic adjustable steering column
Rear vision camera
Remote vehicle starter system
Dual-zone automatic climate controls
Theft-deterrent system
110-volt AC power outlet
Interior rear-view auto-dimming mirror
Leather-appointed front seating surfaces
Heated front split-bench seat
Driver and front-passenger 10-way power seat adjusters
Driver and front-passenger power lumbar adjusters
2-position driver memory
Universal home remote.



SILVERADO LTZ Z71 enhances Silverado LTZ features with:

Rancho® monotube shock absorbers
High-capacity air cleaner
Hill Descent Control
Transfer case shield
18-in. bright machined-aluminum wheels
P265/65R18 all-terrain tires (Crew Cab)
P265/65R18 on-/off-road tires (Double Cab)
Body-colour front and rear bumpers
Body-colour headlamp bezels
Spray-on bedliner
Brushed-metal Z71 doorsill plates
Z71-specific gauge cluster treatment
Z71-specific interior trim finish
Z71-specific front bumper fascia appearance
Z71-specific grille insert with badging
Z71 pickup box decals.



SILVERADO HIGH COUNTRY enhances Silverado LTZ features with:

20-in. chromed-aluminum wheels
P275/55R20 all-season tires ¹
Body-colour front and rear bumpers
Unique chrome grille insert
Transfer case shield
Spray-on bedliner
4 movable upper cargo box tie-downs
Chrome tubular 6-in. assist steps
Polished exhaust tip
Front and rear park assist
Power 12-way front bucket seats
Perforated-leather-appointed seating surfaces
Heated and ventilated front bucket seats
Reconfigurable centre floor console with power cord management, mobile phone storage and file holder
Colour-keyed carpeted floor mats
Chevrolet MyLink ¹ Radio infotainment system with Navigation ²
Bose® 7-speaker premium audio system
Wireless charging ³

¹ Chevrolet MyLink functionality varies by model. Full functionality requires compatible Bluetooth and smartphone, and USB connectivity for some devices. ² At time of printing, detailed map coverage is available for most major urban areas of the United States and for certain metropolitan areas of Canada (Vancouver, Calgary, Edmonton, Winnipeg, Windsor, London, Toronto, Ottawa, Montreal, Quebec City and Halifax). Coverage is significantly limited outside these areas. ³ The system wirelessly charges one PMA- or Qi-compatible mobile device. Some devices require an adaptor or back cover. To check for phone or other device compatibility, visit chevrolettotalconnect.ca for details. ⁴ Fuel consumption ratings based on GM testing in accordance with Government of Canada approved test methods. Refer to vehicles.nrcan.gc.ca for details. Your actual fuel consumption may vary. ⁵ These maximum payload ratings are intended for comparison purposes only. Before you buy a vehicle or use it to haul people or cargo, carefully review the Vehicle Loading section of the Owner's Manual and check the carrying capacity of your specific vehicle on the label on the inside of the driver door jamb. ⁶ Requires Regular Cab Standard Box 2WD model. ⁷ Before you buy a vehicle or use it for trailering, carefully review the Trailering section of the Owner's Manual. The weight of passengers, cargo and options or accessories may reduce the amount you can tow. ⁸ Requires Regular Cab Standard Box 4x4 model. ⁹ Based on WardsAuto.com 2015 Large Pickup segment and latest competitive information available at time of printing. Excludes other GM vehicles. ¹⁰ Requires Double Cab Standard Box 2WD with 6-speed automatic transmission. ¹¹ Requires Double Cab Standard Box 2WD with 6-speed automatic transmission and available Max Trailering Package or Crew Cab Short Box 2WD with 6-speed automatic transmission and available Max Trailering Package. ¹² Requires Double Cab Standard Box 2WD with available Max Trailering Package. ¹³ Requires Double Cab Standard Box 2WD with available Max Trailering Package or Crew Cab Short Box 2WD with available Max Trailering Package. † All-season tires may not satisfy winter tire requirements in all regions of the country. Tires specifically designed for severe winter conditions and marked with the "winter tire" symbol may be required during certain months or in certain regions. Contact your Provincial, Municipal or local road authority for information regarding which tires are required in your particular area.

ENGINES



ECOTEC3 4.3L V6 ENGINE Standard on WT, LS, Custom, LT and LT Z71

EcoTec3 technology includes Active Fuel Management, Direct Injection and Variable Valve Timing (VVT)
285 hp @ 5300 rpm (gas); 297 hp @ 5300 rpm (E85)
305 lb.-ft. of torque @ 3900 rpm (gas); 330 lb.-ft. of torque @ 3900 rpm (E85)
Cast-aluminum block and cylinder heads
Displacement, cc (cu. in.) – 4300 (262)
Bore & stroke, mm (in.) – 99.6 x 92 (3.92 x 3.62)
Compression ratio – 11.0:1
Ignition system – coil near plug, platinum-tipped long-life spark plugs
Recommended fuel – regular unleaded or E85
Fuel consumption ratings L/100 km (MPG) City/Hwy ⁴ with 6-speed automatic: 2WD – 13.5/10.0 (21/28); 4x4 – 14.2/10.7 (20/26)
Maximum payload; ⁵ kg (lb.) – 889 (1960) ⁵
Maximum towing; ⁷ kg (lb.) – 3447 (7600) ⁸



ECOTEC3 5.3L V8 ENGINE Standard on LTZ, LTZ Z71, High Country and all other Crew Cab Standard Box models. Available on WT, LS, Custom, LT and LT Z71

EcoTec3 technology includes Active Fuel Management, Direct Injection and Variable Valve Timing (VVT)
355 hp @ 5600 rpm (gas); 376 hp @ 5600 rpm (E85)
383 lb.-ft. of torque @ 4100 rpm (gas); 416 lb.-ft. of torque @ 4000 rpm (E85)
Cast-aluminum block and cylinder heads
Displacement, cc (cu. in.) – 5328 (325)
Bore & stroke, mm (in.) – 96 x 92 (3.78 x 3.62)
Compression ratio – 11.0:1
Ignition system – coil near plug, platinum-tipped long-life spark plugs
Recommended fuel – regular unleaded or E85
Fuel consumption ratings L/100 km (MPG) City/Hwy ⁴ with 6-speed automatic: 2WD – 14.6/10.4 (19/27); 4x4 – 15.0/10.7 (19/26)
Fuel consumption ratings L/100 km (MPG) City/Hwy ⁴ with 8-speed automatic: 2WD – 15.2/10.6 (19/27); 4x4 – 15.9/11.2 (25/20)
Best-in-class V8 fuel efficiency ⁹
Maximum payload; ⁵ kg (lb.) – 1025 (2260) ¹⁰
Maximum towing; ⁷ kg (lb.) – 5035 (11,100) ¹¹



ECOTEC3 6.2L V8 ENGINE Available on LTZ, LTZ Z71 and High Country

EcoTec3 technology includes Active Fuel Management, Direct Injection and Variable Valve Timing (VVT)
420 hp @ 5600 rpm
460 lb.-ft. of torque @ 4100 rpm
Cast-aluminum block and cylinder heads
Displacement, cc (cu. in.) – 6162 (376)
Bore & stroke, mm (in.) – 103.25 x 92 (4.06 x 3.62)
Compression ratio – 11.5:1
Ignition system – coil near plug, platinum-tipped long-life spark plugs
Recommended fuel – premium (not required)
Fuel consumption ratings L/100 km (MPG) City/Hwy ⁴ with 8-speed automatic: 2WD – 16.1/11.4 (18/25); 4x4 – 16.3/11.6 (17/24)
Most horsepower in a half-ton pickup ⁹
Maximum payload; ⁵ kg (lb.) – 971 (2140) ¹²
Maximum towing; ⁷ kg (lb.) – 5443 (12,000) ¹³

TRANSMISSIONS

	HYDRA-MATIC 6L80	HYDRA-MATIC 8L90
Type	6-speed automatic standard on WT, LS, Custom, LT, LT Z71, LTZ Double Cab and LTZ Z71 Double Cab	8-speed automatic standard on LTZ Crew Cab, LTZ Z71 Crew Cab and High Country
Gear ratios (:1)		
First	4.03	4.56
Second	2.36	2.97
Third	1.53	2.08
Fourth	1.15	1.69
Fifth	0.85	1.27
Sixth	0.67	1.00
Seventh	–	0.85
Eighth	–	0.65
Reverse	3.06	3.82
Rear axle ratios (standard and available)	3.08, 3.23, 3.42, 3.73	3.23, 3.42

SPECIFICATIONS

● STANDARD ○ AVAILABLE – NOT AVAILABLE


	WT	LS	CUSTOM	LT	LT Z71	LTX	LTX Z71	HIGH COUNTRY
SAFETY & SECURITY								
Airbags								
– driver and front passenger, dual-stage, frontal with Passenger Sensing System and airbag suppression	●	●	●	●	●	●	●	●
– driver and front passenger, seat-mounted side-impact	●	●	●	●	●	●	●	●
– front-to-rear, outboard seating positions, head curtain side-impact	●	●	●	●	●	●	●	●
Forward Collision Alert ¹	–	–	–	○	–	○	○	○
Lane Departure Warning and Lane Keep Assist ¹	–	–	–	○	–	○	○	○
Safety Alert Driver Seat ¹	–	–	–	○	–	○	○	○
OnStar ² Guidance Plan for 6 months	○ ³	●	○	●	●	●	●	●
OnStar Basic Plan ⁴ for 5 years	○ ³	●	○	●	●	●	●	●
StabiliTrak – Electronic Stability Control System with Proactive Roll Avoidance and Electronic Trailer Sway Control	●	●	●	●	●	●	●	●
Theft-deterrent system – unauthorized entry	–	–	–	○ ⁵	○ ⁵	●	●	●
Traction control – electronic, full-function, all-speed	●	●	●	●	●	●	●	●
MECHANICAL								
Air cleaner – high-capacity	○ ⁶	○ ⁶	–	○ ⁶	●	–	●	–
Alternator – 150-amp	●	●	●	●	●	●	●	●
Battery – maintenance-free with run-down protection	●	●	●	●	●	●	●	●
Brakes								
– power, 4-wheel disc with Duralife rotors	●	●	●	●	●	●	●	●
– 4-wheel Anti-lock Braking System (ABS) with Hill Start Assist	●	●	●	●	●	●	●	●
Cooling								
– auxiliary external engine oil cooler, heavy-duty	●	●	●	●	●	●	●	●
– auxiliary external transmission oil cooler, heavy-duty	○ ⁷	○ ⁷	○ ⁷	○ ⁷	○ ⁷	●	●	●
Differential – automatic locking, rear	○	○	○	○	●	●	●	●
Engine – EcoTec3 4.3L V6 with Active Fuel Management, Direct Injection and Variable Valve Timing (VVT) with E85 FlexFuel capability								
Horsepower – 285 @ 5300 rpm								
Torque – 305 lb.-ft. @ 3900 rpm	●	●	●	●	●	–	–	–
– EcoTec3 5.3L V8 with Active Fuel Management, Direct Injection and Variable Valve Timing (VVT)								
Horsepower – 355 @ 5600 rpm								
Torque – 383 lb.-ft. @ 4100 rpm	○ ⁸	○ ⁸	○ ⁸	○ ⁸	○ ⁸	●	●	●
– EcoTec3 5.3L V8 with E85 FlexFuel capability	○	○	○	○	○	–	–	–
– EcoTec3 6.2L V8 with Active Fuel Management, Direct Injection and Variable Valve Timing (VVT) (includes Active Noise Cancellation)								
Horsepower – 420 @ 5600 rpm								
Torque – 460 lb.-ft. @ 4100 rpm	–	–	–	–	–	○	○	○

	WT	LS	CUSTOM	LT	LT Z71	LTX	LTX Z71	HIGH COUNTRY
MECHANICAL (CONTINUED)								
Engine block heater	○	○	○	○	○	○	○	○
Exhaust system – aluminized stainless steel with single outlet	●	●	●	●	●	●	●	●
Frame – fully-boxed with hydroformed front section	●	●	●	●	●	●	●	●
Steering – power, electric, rack-and-pinion	●	●	●	●	●	●	●	●
Suspension								
– front, independent coil springs	●	●	●	●	●	●	●	●
– rear, two-stage multi-leaf springs and solid live axle	●	●	●	●	●	●	●	●
Trailer electric brake controller	○ ⁹	○ ⁹	○ ⁹	○ ⁹	○	○	○	○
Transfer case (4x4 models)								
– 2-speed part-time, floor-mounted, lever-operated	●	●	●	–	–	–	–	–
– 2-speed, Autotrac with electronic controls	–	–	–	●	●	●	●	●
Transmission – 6-speed automatic with 2 overdrive gears, Tow/Haul mode, Cruise Grade Braking and Powertrain Grade Braking	●	●	●	●	●	● ¹⁰	● ¹⁰	–
– 8-speed automatic with 2 overdrive gears, Tow/Haul mode, Cruise Grade Braking and Powertrain Grade Braking	–	–	–	–	–	● ¹¹	● ¹¹	●
Vehicle starter system – remote	–	–	–	○ ¹²	○ ¹²	●	●	●
Z71 Off-Road Package	–	–	–	–	● ¹³	–	● ¹⁴	–
Includes Rancho® monotube shock absorbers, high-capacity engine air filter, Hill Descent Control, transfer case shield, brushed-metal Z71 doorsill plates, unique Z71 gauge cluster, unique interior trim plates, unique front lower bumper appearance and grille design with Z71 badge and Z71 decals on pickup box								
EXTERIOR								
Assist steps – 6-in. tubular chrome (Crew Cab)	○	○	○	○	○	○	○	●
– power-retractable with LED lighting and bed access, foot-activated	–	–	–	–	–	–	–	○
Bedliner – spray-on, black with bowtie logo	○	○	○	○	○	○	○	●
Bumper, front – black	●	–	–	–	–	–	–	–
– body-colour	–	–	●	–	●	–	●	●
– chrome	○ ¹²	●	–	●	–	●	–	–
Bumper, rear – black with corner steps	●	–	–	–	–	–	–	–
– body-colour with corner steps	–	–	●	–	●	–	●	●
– chrome with corner steps	○ ¹²	●	–	●	–	●	–	–
Cargo box tie-downs – 4 movable, upper	○	○	○	○	○	○	○	●
Door handles – black	●	●	●	–	–	–	–	–
– body-colour	–	–	–	●	●	–	–	–
– chrome	–	–	–	–	–	●	●	●
Exhaust tip – polished	–	–	–	–	–	–	–	●
Glass – solar-absorbing, tinted	●	●	●	●	●	●	●	●
– solar-absorbing, deep-tinted on all windows behind front doors	○ ¹²	●	●	●	●	●	●	●

¹ Included with available Enhanced Driver Alert Package. ² Visit onstar.ca for coverage maps, details and system limitations. Services vary by model, conditions and geographical and technical restrictions. OnStar with 4G LTE connectivity is available on select vehicle models and in select markets. Customers will be able to access OnStar services only if they accept the OnStar User Terms, Privacy Statement and Software Terms. After the trial period (if applicable), an active OnStar service plan is required. ³ Requires available Chevrolet MyLink Radio with 178 mm (7 in.) diagonal colour touch-screen display. ⁴ The OnStar Basic Plan is available for 5 years from the date of delivery of the eligible new 2016 Model Year vehicle and is transferable to subsequent owners for the remaining term. The Basic Plan includes access to: (1) monthly OnStar Vehicle Diagnostics emails (capabilities vary by model); (2) Dealer Maintenance Notification; and (3) limited OnStar RemoteLink Mobile App services which include remote start (requires factory-installed and enabled remote start system), remote lock/unlock doors (requires automatic locks) and remote horn & lights activation. The OnStar RemoteLink Mobile App is available on select Apple, Android, BlackBerry and Windows devices. Visit onstar.ca for vehicle availability, coverage map, details and system limitations. The OnStar Basic Plan does not include any Emergency Services, Automatic Crash Response, Stolen Vehicle Assistance, live Advisor service or Hands-Free Calling. These and other services are

	WT	LS	CUSTOM	LT	LTZ71	LTZ	LTZ Z71	HIGH COUNTRY
EXTERIOR (CONTINUED)								
Grille – chrome surround	●	●	–	–	–	–	–	●
– body-colour surround with body-colour headlamp bezels	–	–	●	–	●	–	●	–
– chrome surround with chrome honeycomb mesh insert	–	–	–	●	–	●	–	–
Lighting – LED signature daytime running lamps	●	●	●	●	●	–	–	–
– LED signature daytime running lamps and turn signals	–	–	–	–	–	●	●	●
– High-Intensity Discharge (HID) headlamps with exterior automatic lamp control	●	●	●	●	●	–	–	–
– LED headlamps with exterior automatic lamp control	–	–	–	–	–	●	●	●
– IntelliBeam headlamps, automatic high beam on/off control [†]	–	–	–	○ ¹²	–	○ ¹²	○ ¹²	○ ¹²
– fog lamps, LED	–	–	–	○ ¹²	●	●	●	●
– dual cargo area, cab-mounted	●	●	●	●	●	●	●	●
– cargo box under rail, LED	○	○	○	○	○	○	○	○
– tail lamps, LED	–	–	–	–	–	●	●	●
Mirrors – manual control, black	●	–	–	–	–	–	–	–
– power remote control, heated, black with driver spotter mirror	○ ¹²	●	●	● ¹⁵	● ¹⁵	–	–	–
– power remote control, power-folding, heated, driver-side auto-dimming, integrated turn signals, ground illumination with driver spotter mirror, chrome	–	–	–	–	–	●	●	●
– vertical camper, black, manual-extend capability and lower convex spotter mirror	○ ⁹	–	–	–	–	–	–	–
– vertical camper, power remote control, heated, manual-folding and manual-extending, black; includes lower convex spotter mirror, integrated turn signal indicators, auxiliary cargo lamp and amber auxiliary clearance lamp	○ ¹²	○ ¹⁶	○ ¹⁶	○ ¹⁷	–	–	–	–
– vertical camper, as above, plus power-folding and chrome caps	–	–	–	–	–	○ ¹⁷	–	–
Mouldings – bodyside, body-colour	–	–	–	●	●	–	–	–
– bodyside, chrome	–	–	–	–	–	●	●	●
Park assist – rear, obstacle detection with audible warning	–	–	–	○ ¹²	○ ¹²	–	–	–
– front and rear, obstacle detection with audible warning	–	–	–	–	–	○ ¹²	○ ¹²	●
Pickup box – tailgate and bed rail protector caps	●	●	●	●	●	●	●	●
Rear vision camera	○ ¹²	○ ¹²	–	○ ¹²	○ ¹²	●	●	●
Recovery hooks – front, Black (4x4 models)	●	●	●	●	●	●	●	●
Spare tire – full-size, mounted on 17" steel wheel	●	●	●	●	●	●	●	●
– locking carrier, winch-type mount under rear frame	●	●	●	●	●	●	●	●
Sunroof – power, tilt/sliding glass with sunshade, express-open, wind deflector and short overhead console (Crew Cab)	–	–	–	–	–	○	○	○
Tailgate – locking	●	–	●	–	–	–	–	–
– remote locking, keyless remote activated	○ ¹²	●	○ ¹²	●	●	●	●	●
– EZ-Lift and Lower	–	–	–	●	●	●	●	●

	WT	LS	CUSTOM	LT	LTZ71	LTZ	LTZ Z71	HIGH COUNTRY
EXTERIOR (CONTINUED)								
Tires – P255/70R17 all-season [†]	●	●	–	●	–	–	–	–
– P265/70R17 all-terrain	○	○	–	○	–	–	–	–
– LT265/70R17 all-terrain	○	○	○	○	○	–	–	–
– P265/65R18 all-terrain	–	–	–	○	○ ¹⁸	●	●	–
– P265/65R18 on-/off-road	–	–	–	○ ^{18,20}	○ ¹⁹	–	–	–
– P275/55R20 all-season [†]	–	–	●	○	–	○	–	●
– P275/55R20 all-terrain	–	–	○ ¹²	○ ¹²	○	○	○	○
Transfer case shield (4x4 models)	○ ⁶	○ ⁶	–	○ ⁶	●	–	●	●
Wheelhouse liners – rear (Double Cab or Crew Cab)	–	–	–	●	●	●	●	●
Wheels – 17" x 8" painted-steel (RD6)	●	–	–	–	–	–	–	–
– 17" x 8" painted-steel with stainless steel cladding (RD7)	–	●	–	–	–	–	–	–
– 17" x 8" bright machined-aluminum (Q5U)	–	–	–	●	–	–	–	–
– 18" x 8.5" bright machined-aluminum (PZX)	–	–	–	○ ¹²	–	●	–	–
– 18" x 8.5" bright machined-aluminum (RD1)	–	–	–	–	●	–	●	–
– 20" x 9" chrome-clad aluminum (NZN)	–	–	●	–	–	–	–	–
– 20" x 9" chrome (NZJ)	–	–	–	–	–	–	–	●
– 20" x 9" polished-aluminum (RD4)	–	–	–	○	○	–	–	–
– 20" x 9" chrome (RD2)	–	–	–	–	–	○	○	–
Windshield wipers – front, 2-speed with variable delay (intermittent)	●	●	●	●	●	●	●	●
INTERIOR								
Centre console – floor-mounted, reconfigurable with movable cupholders, cell phone storage, power cord management and hanging file holder capability (included with front bucket seats)	–	–	–	○ ²¹	○ ²¹	○	○	●
Climate control – manual, single-zone air conditioning	●	●	●	●	●	–	–	–
– automatic, dual-zone climate controls	–	–	–	○ ¹²	○ ¹²	●	●	●
Cruise control – electronic, steering wheel-mounted controls	●	●	●	●	●	●	●	●
Defogger – electric rear-window	○	○	○ ¹²	○ ¹²	○ ¹²	●	●	●
Floor covering – vinyl, graphite-colour rubberized coating	●	●	●	○	○	–	–	–
– colour-keyed carpeting	○	○	○ ¹²	●	●	●	●	●
Floor mats, front and rear – rubber	○	○	○ ¹²	●	●	●	●	–
– carpeted	–	–	–	–	–	–	–	●
Instrumentation – analogue gauges (includes speedometer, tachometer, engine temperature, oil pressure, voltmeter and fuel level)	●	●	●	●	●	●	●	●
– Driver Information Centre (includes 89 mm [3.5 in.] monochromatic display, oil life monitoring system, tire pressure monitoring system; provides warning messages and basic vehicle information)	●	●	●	–	–	–	–	–
– Driver Information Centre (includes 107 mm [4.2 in.] colour display, driver personalization features, oil life monitoring system, tire pressure monitoring system, warning messages and advanced vehicle information)	–	–	–	●	●	●	●	●

available under a paid plan. If you sell your vehicle or wish to cancel use of Basic Plan services, you must contact OnStar at 1.888.4ONSTAR (1-888-466-7827). ⁵ Requires available remote vehicle starter system. ⁶ Included with available Snow Plow Prep Package. See Available Packages for content and availability. ⁷ Included with available 5.3L V8 engine. ⁸ Standard on Crew Cab Standard Box models. ⁹ Requires available Trailing Package. ¹⁰ Standard on Double Cab. ¹¹ Standard on Crew Cab. Included on Double Cab with available 6.2L V8 engine. Limited availability on Double Cab with available 5.3L V8 engine. Please see your dealer for details. ¹² Requires available feature(s) and/or Package(s). ¹³ Includes Trailing Package, locking rear differential and 18-in. bright machined-aluminum wheels. ¹⁴ Includes 18-in. bright machined-aluminum wheels. ¹⁵ Includes body-colour mirror caps. ¹⁶ Requires available Trailing Package. Includes interior auto-dimming rear-view mirror. ¹⁷ Required and only available with Max Trailing Package. Includes auto-dimming rear-view mirror on LT. ¹⁸ Standard on Regular Cab and Crew Cab. ¹⁹ Available on Double Cab. ²⁰ Not available with Max Trailing Package. ²¹ Available on Double Cab and Crew Cab. † All-season tires may not satisfy winter tire requirements in all regions of the country. Tires specifically designed for severe winter conditions and marked with the “winter tire” symbol  may be required during certain months or in certain regions. Contact your Provincial, Municipal or local road authority for information regarding which tires are required in your particular area.

SPECIFICATIONS


● STANDARD ○ AVAILABLE – NOT AVAILABLE

	WT	LS	CUSTOM	LT	LT Z71	L7Z	L7Z Z71	HIGH COUNTRY
INTERIOR (CONTINUED)								
Locks – power, programmable with lock-out protection	●	●	●	●	●	●	●	●
– remote keyless entry with panic feature	○ ¹	●	○ ¹	●	●	●	●	●
– remote locking tailgate	○ ¹	●	○ ¹	●	●	●	●	●
Mirror – rear-view, manual day/night	●	●	●	●	●	–	–	–
– rear-view, auto-dimming	–	○ ¹	○ ¹	○ ¹	–	●	●	●
Pedals – power-adjustable accelerator and brake	–	–	–	○ ¹	○ ¹	○ ¹	○ ¹	○ ¹
Power outlet – 110-volt AC with 3-prong outlet	○ ¹	○ ¹	–	○ ¹	○ ¹	●	●	●
Retained accessory power	●	●	●	●	●	●	●	●
Steering column – tilt adjustable	●	●	●	●	●	–	–	–
– tilt and telescopic adjustable (not available with 4.3L V6 engine)	–	–	–	○ ¹	○ ¹	●	●	●
Steering wheel	–	–	–	●	●	●	●	●
– leather-wrapped with Bluetooth ^{®2} cruise and audio system controls								
– heated	–	–	–	–	–	○ ¹	○ ¹	○ ¹
Sunshades – LH and RH padded	●	●	●	●	●	●	●	●
– illuminated vanity mirror	–	–	–	●	●	●	●	●
Universal home remote (Double Cab and Crew Cab)	–	–	–	○ ¹	○ ¹	●	●	●
Window – power, rear sliding with rear defogger (Double Cab and Crew Cab)	–	–	–	○ ¹	○ ¹	●	●	●
Windows	○ ¹	○ ¹	●	●	●	–	–	–
– power, driver express-up/-down, passenger express-down (Regular Cab)								
– power, driver express-up/-down, all others express-down (Double Cab and Crew Cab)	●	●	●	●	●	●	●	●
SEATS								
40/20/40 front split-bench, 3-passenger	● ³	● ³	● ³	● ⁴	● ⁴	●	●	–
Reclining front bucket seats	–	–	–	○ ⁵	○ ⁵	○	○	●
Manual driver-seat adjuster	●	●	●	●	●	–	–	–
Manual front-passenger seat adjuster	●	●	●	●	●	–	–	–
Power 10-way driver-seat adjuster	–	–	–	○ ⁶	○ ⁶	●	●	–
Power 6-way front-passenger seat adjuster	–	–	–	○ ⁶	○ ⁶	–	–	–
Power 10-way front-passenger seat adjuster	–	–	–	–	–	●	●	–
Power 12-way driver-seat adjuster	–	–	–	–	–	○	○	●
Power 12-way front-passenger seat adjuster	–	–	–	–	–	○	○	●
Power 10-way driver seat on 40/20/40 split-bench	–	–	–	○ ¹	○ ¹	–	–	–
Manual driver-seat lumbar adjuster	–	–	–	●	●	–	–	–
Power driver-seat lumbar adjuster	–	–	–	○ ⁶	○ ⁶	●	●	–
Power front-passenger seat lumbar adjuster	–	–	–	○ ⁶	○ ⁶	●	●	–
Power 2-way driver-seat lumbar adjuster	–	–	–	–	–	○	○	●
Power 2-way front-passenger seat lumbar adjuster	–	–	–	–	–	○	○	●
Centre fold-down armrest with storage	●	●	●	●	●	●	●	–
Lockable storage compartment in centre seat cushion	–	–	–	●	●	●	●	–

	WT	LS	CUSTOM	LT	LT Z71	L7Z	L7Z Z71	HIGH COUNTRY
SEATS (CONTINUED)								
Seatback storage pockets	–	–	–	●	●	●	●	●
Vinyl trim	●	–	–	–	–	–	–	–
Cloth trim	●	●	●	●	●	–	–	–
Leather-appointed seating surfaces ⁷	–	–	–	○ ⁸	○ ⁸	●	●	–
Perforated-leather-appointed seating surfaces	–	–	–	–	–	○ ⁹	○ ⁹	●
Heated front bucket seats	–	–	–	○	○	●	●	–
Heated and ventilated front bucket seats	–	–	–	–	–	○	○	●
Memory Package – includes 2-position driver seat and exterior rear-view mirrors	–	–	–	–	–	●	●	●
Rear full-folding bench seat (Double Cab)	●	●	●	–	–	–	–	–
Rear 60/40 split-folding bench seat (Double Cab)	–	–	–	●	●	●	●	–
Rear 60/40 split-folding bench seat (Crew Cab)	●	●	●	●	●	●	●	●
ENTERTAINMENT								
AM/FM stereo with 107 mm (4.2 in.) diagonal colour display	●	–	–	–	–	–	–	–
Chevrolet MyLink ¹⁰ Radio infotainment system	○ ¹³	●	●	–	–	–	–	–
Includes 178 mm (7 in.) diagonal colour touch-screen display, AM/FM stereo with seek/scan, digital clock, personal media connectivity by Bluetooth ² to vehicle audio system; voice-activated technology for audio, phone, phone book and music selection; Gracenote [®] music database and Stitcher SmartRadio ^{®11} compatibility and Android Auto ^{™12} and Apple CarPlay ^{™12} capability for compatible phones								
Chevrolet MyLink ¹⁰ Radio infotainment system	–	–	–	●	●	●	●	●
Includes 203 mm (8 in.) diagonal colour touch-screen display, AM/FM stereo, HD Radio with seek/scan, digital clock, personal media connectivity by Bluetooth ² to vehicle audio system; voice-activated technology for audio, phone, phone book and music selection; Gracenote music database and Stitcher SmartRadio ¹¹ compatibility and Android Auto ¹² and Apple CarPlay ¹² capability for compatible phones								
Chevrolet MyLink ¹⁰ Radio with Navigation ¹⁴ and SiriusXM NavTraffic ^{™15}	–	–	–	○	○	○	○	●
OnStar 4G LTE ¹⁶ with Wi-Fi [®] hotspot capability ¹⁷	○ ¹⁸	●	○	●	●	●	●	●
4-speaker audio system (Regular Cab)	●	●	–	●	–	–	–	–
6-speaker audio system (Regular Cab)	○ ¹⁸	○	–	●	●	–	–	–
6-speaker audio system (Double Cab and Crew Cab)	●	●	●	●	●	●	●	–
6-speaker premium Bose [®] audio system – with front bench seat	–	–	–	○ ¹	○ ¹	○ ¹	○ ¹	–
7-speaker premium Bose audio system (including subwoofer) – with front bucket seats	–	–	–	○ ¹	○ ¹	○ ¹	○ ¹	●
Bluetooth ² – hands-free phone connectivity	○ ¹⁸	●	●	●	●	●	●	●
– wireless audio streaming	○ ¹⁸	●	●	●	●	●	●	●
Single-slot CD/MP3 player	–	–	–	●	●	●	●	●
SiriusXM Satellite Radio ^{™15}	○ ¹⁸	○	○	●	●	●	●	●
Auxiliary audio input jack	●	●	●	●	●	●	●	●
USB ports ¹⁹	●	●	●	●	●	●	●	●
Wireless charging ²⁰ (Double Cab and Crew Cab)	–	–	–	○ ⁶	○ ⁶	○ ⁶	○ ⁶	●

	WT	LS	CUSTOM	LT	LT Z71	LTZ	LTZ Z71	HIGH COUNTRY
AVAILABLE PACKAGES								
Black Out Edition (Regular Cab and Double Cab)	○	—	—	—	—	—	—	—
Includes 20" x 9" Black-painted aluminum wheels (NZQ), P275/55R20 all-season tires, ¹ tailgate bowtie delete, Black bowtie emblems and deep-tinted glass – only available with Black exterior colour								
Chrome Bumper Package	○	—	—	—	—	—	—	—
Includes chrome front and rear bumpers								
Custom Convenience Package	—	—	○	—	—	—	—	—
Includes remote keyless entry with remote locking tailgate, colour-keyed carpet with rubber floor mats and electric rear-window defogger								
Enhanced Driver Alert Package (Regular Cab)	—	—	—	○ ¹	—	—	—	—
Includes Active Safety Lane Keep Assist, IntelliBeam headlamps, Forward Collision Alert, front and rear park assist and Safety Alert Driver Seat								
Enhanced Driver Alert Package (Double Cab and Crew Cab)	—	—	—	—	—	○ ¹	○ ¹	○ ²¹
Includes Active Safety Lane Keep Assist, IntelliBeam headlamps, Forward Collision Alert, front and rear park assist and Safety Alert Driver Seat								
Entertainment Package	—	—	—	—	—	○ ¹	○ ¹	○
Includes rear-seat DVD/Blu-Ray™ player, 234 mm (9.2 in.) diagonal LCD screen, remote control and 2 wireless headphones (Crew Cab)								
High Country Premium Package	—	—	—	—	—	—	—	○
Includes Enhanced Driver Alert Package, heated steering wheel, power-adjustable pedals and trailer electric brake controller								
LS Convenience Package	—	○	—	—	—	—	—	—
Includes 110-volt power outlet and rear vision camera								
LT Convenience Package	—	—	—	○	—	—	—	—
Includes power 10-way driver-seat adjuster, dual-zone automatic climate controls (except Regular Cab models), 110-volt AC power outlet, tilt and telescopic steering column (except with 4.3L V6 engine), front fog lamps, remote vehicle starter system, rear-window defogger and rear vision camera								

	WT	LS	CUSTOM	LT	LT Z71	LTZ	LTZ Z71	HIGH COUNTRY
AVAILABLE PACKAGES (CONTINUED)								
LT Plus Package	—	—	—	○ ²²	○ ²²	—	—	—
Includes power-sliding rear window with defogger, rear park assist, power-adjustable pedals and universal home remote								
LTZ Plus Package	—	—	—	—	—	○ ¹	○ ¹	—
Includes power-adjustable pedals, heated steering wheel, Bose speaker premium audio system, and front and rear park assist								
Max Trailering Package (NHT)	—	—	—	○ ^{22, 23}	—	○ ^{22, 24}	—	—
Includes increased Rear Gross Axle Weight Ratings (RGAWRs), heavy-duty 9.76-in. rear axle ring gear, 3.73:1 rear axle ratio, trailer electric brake controller and enhanced engine radiator cooling system								
Snow Plow Prep Package (Regular Cab 4x4)	○	○	—	○	○	—	—	—
Includes power feed for backup and roof emergency light, 170-amp alternator, forward lamp wiring harness, provision for cab roof-mounted beacon lamp, high-capacity air cleaner, transfer case shield and heavy-duty front springs								
Sport Package	—	—	—	—	—	○ ^{1, 22, 25}	—	—
Includes 20" x 9" chrome wheels (RD2) and Bose premium audio system								
Trailering Package	○ ²⁶	○ ²⁶	○ ²⁶	○ ²⁶	●	●	●	●
Includes trailer hitch and 7-pin and 4-pin connectors								
True North Edition (Double Cab and Crew Cab)	—	—	—	○ ²⁷	○	—	—	—
Includes power 10-way driver-seat adjuster (bench seat only), dual-zone automatic climate controls, tilt and telescopic steering column (except with 4.3L V6 engine), rear-window defogger, remote vehicle starter system, rear vision camera and 110-volt AC power outlet								
WT Convenience Package	○	—	—	—	—	—	—	—
Includes deep-tinted windows behind front doors, 110-volt AC power outlet, remote keyless entry with remote locking tailgate, rear vision camera and heated power exterior mirrors (also includes power windows on Regular Cab models)								

¹ Requires available feature(s) and/or package(s). ² Visit chevrolettotalconnect.ca to find out which phones are compatible with the vehicle. ³ Includes driver manual lumbar adjuster when cloth trim is specified. ⁴ Available with leather-appointed seating surfaces on Double Cab and Crew Cab. ⁵ Available on Double Cab or Crew Cab. Requires cloth trim. ⁶ Included with available front bucket seats. ⁷ Rear seat includes vinyl trim. ⁸ Requires 40/20/40 front split-bench seat. ⁹ Requires full-feature heated and ventilated front bucket seats. Rear seat includes vinyl trim. ¹⁰ Chevrolet MyLink functionality varies by model. Full functionality requires compatible Bluetooth and smartphone, and USB connectivity for some devices. ¹¹ Data plan rates apply. ¹² Late availability on Android Auto compatibility. Vehicle user interfaces are products of Apple and Google and their terms and privacy statements apply. Requires compatible smartphone and data plan rates apply. ¹³ Includes OnStar Guidance Plan, OnStar Basic Plan, OnStar 4G LTE with Wi-Fi hotspot capability and 6-speaker audio system. ¹⁴ At time of printing, detailed map coverage is available for most major urban areas of the United States and for certain metropolitan areas of Canada (Vancouver, Calgary, Edmonton, Winnipeg, Windsor, London, Toronto, Ottawa, Montreal, Quebec City and Halifax). Coverage is significantly limited outside these areas. ¹⁵ Available in 10 Canadian provinces and the 48 contiguous United States. Subscription sold separately after trial period. If you decide to continue your service at the end of your trial subscription, the plan you choose will automatically renew and bill at then-current rates until you call 1-877-209-0079 to cancel. Other fees and taxes will apply. All fees and programming subject to change. See SiriusXM "Terms & Conditions" and complete details at siriusxm.ca. ¹⁶ Visit onstar.ca for coverage maps, details and system limitations. Services vary by model, conditions and geographical and technical restrictions. OnStar with 4G LTE connectivity is available on select vehicle models and in select markets. Available Wi-Fi hotspot requires a data plan. ¹⁷ Devices must be WPA2 compliant. Wi-Fi devices manufactured prior to 2006 may not be compatible. Please consult your device manufacturer for information regarding the WPA2 security protocol and Wi-Fi device compatibility. Vehicle must be started or in accessory mode to access Wi-Fi. Visit onstar.ca for system details and limitations. ¹⁸ Requires available Chevrolet MyLink Radio with 178 mm (7 in.) diagonal colour touch-screen display. ¹⁹ Not compatible with all devices. ²⁰ The system wirelessly charges one PMA- or Qi-compatible mobile device. Some devices require an adaptor or back cover. To check for phone or other device compatibility, visit chevrolettotalconnect.ca for details. ²¹ Included with available High Country Premium Package. ²² Available on Double Cab and Crew Cab. ²³ Includes locking rear differential, 18-in. bright machined-aluminum wheels (PZX) with P265/65R18 all-terrain tires and Trailering Package. Requires 5.3L V8 engine and power vertical camper rear-view mirrors. ²⁴ Requires 18-in. bright machined-aluminum wheels (PZX) with P265/65R18 all-terrain tires. Available 6.2L V8 requires 20-in. chrome wheels (RD2) with P275/55R20 all-season tires and power vertical camper rear-view mirrors. ²⁵ Not available with Max Trailering Package. ²⁶ Includes locking rear differential. ²⁷ Includes Trailering Package, LED front fog lamps and locking rear differential. Not available with Max Trailering Package or LT Convenience Package. † All-season tires may not satisfy winter tire requirements in all regions of the country. Tires specifically designed for severe winter conditions and marked with the "winter tire" symbol  may be required during certain months or in certain regions. Contact your Provincial, Municipal or local road authority for information regarding which tires are required in your particular area.

INTERIOR FABRICS



Dark Ash Vinyl with Jet Black Interior Accents¹




Dark Ash Cloth with Jet Black Interior Accents^{1,2,3}



Jet Black Cloth with Jet Black Interior Accents³



Dune Cloth with Cocoa Interior Accents³




Jet Black Leather Appointments with Jet Black Interior Accents^{4,5}



Dark Ash Leather Appointments with Jet Black Interior Accents⁵



Dune Leather Appointments with Cocoa Interior Accents⁵



Jet Black Perforated-Leather Appointments with Jet Black Interior Accents⁶



Dark Ash Perforated-Leather Appointments with Jet Black Interior Accents⁶



Dune Perforated-Leather Appointments with Cocoa Interior Accents⁶



Saddle Perforated-Leather Appointments⁷



¹ Standard on WT. ² Standard on LS and Custom. ³ Standard on LT. ⁴ Available on LT; requires available LT Convenience Package or True North Edition. ⁵ Standard on LTZ. ⁶ Available on LTZ; requires available 12-way power driver and front-passenger seats and heated and cooled front bucket seats. ⁷ Standard on High Country. ⁸ Not available on Custom. ⁹ Not available on LT Z71 and LTZ Z71. ¹⁰ Available at extra cost. ¹¹ Interim availability. ¹² Available on Crew Cab model only; not available on WT and LS. ¹³ Not available on High Country. ¹⁴ Requires available Black Out Edition.

EXTERIOR COLOURS



G1C – SLATE GREY METALLIC^{8,9}



G1E – SIREN RED TINTCOAT^{8,10}



G1F – AUTUMN BRONZE METALLIC^{9,10,11}



G1K – DEEP OCEAN BLUE METALLIC^{8,10}



G1W – IRIDESCENT PEARL TRICOAT^{8,10,12}



G7C – RED HOT¹³



GAN – SILVER ICE METALLIC¹³



GAZ – SUMMIT WHITE¹³



GBA – BLACK



GXG – TUNGSTEN METALLIC^{8,13}

WHEELS



17" Painted-Steel (RD6)
(Standard on WT)



17" Painted-Steel with Stainless Steel
Cladding (RD7) (Standard on LS)



17" Bright Machined-Aluminum (Q5U)
(Standard on LT)



18" Bright Machined-Aluminum (PZX)
(Standard on LTZ; available on LT)



18" Bright Machined-Aluminum (RD1)
(Standard on LT Z71 and LTZ Z71)



20" Black Painted-Aluminum (NZQ)
(Available on WT¹⁴)



20" Chrome-Clad Aluminum (NZN)
(Standard on Custom)



20" Polished-Aluminum (RD4)
(Available on LT and LTZ Z71)



20" Chromed-Aluminum (RD2)
(Available on LTZ and LTZ Z71)



20" Chromed-Aluminum (NZJ)
(Standard on High Country)

DIMENSIONS

	REGULAR CAB STANDARD BOX	REGULAR CAB LONG BOX	4-DOOR DOUBLE CAB STANDARD BOX	CREW CAB SHORT BOX	CREW CAB STANDARD BOX
EXTERIOR, MM (IN.)					
Wheelbase	3023 (119.0)	3378 (133.0)	3645 (143.5)	3645 (143.5)	3886 (153.0)
Length	5221 (205.6)	5701 (224.4)	5843 (230.0)	5843 (230.0)	6085 (239.6)
Width	2032 (80.0)	2032 (80.0)	2032 (80.0)	2032 (80.0)	2032 (80.0)
Height – 2WD	1879 (74.0)	1867 (73.5)	1876 (73.9)	1884 (74.2)	1873 (73.7)
Height – 4x4	1883 (74.1)	1874 (73.8)	1877 (73.9)	1879 (74.0)	1875 (73.8)
Front Track – 2WD	1747 (68.8)	1747 (68.8)	1750 (68.9)	1747 (68.8)	1747 (68.8)
Front Track – 4x4	1745 (68.7)	1745 (68.7)	1750 (68.9)	1745 (68.7)	1745 (68.7)
Rear Track – 2WD and 4x4	1716 (67.6)	1716 (67.6)	1716 (67.6)	1716 (67.6)	1716 (67.6)
INTERIOR, MM (IN.)					
Headroom, front	1077 (42.4)	1077 (42.4)	1087 (42.8)	1087 (42.8)	1087 (42.8)
Headroom, rear	–	–	982 (38.7)	1029 (40.5)	1029 (40.5)
Legroom, front	1150 (45.3)	1150 (45.3)	1150 (45.3)	1150 (45.3)	1150 (45.3)
Legroom, rear	–	–	880 (34.6)	1040 (40.9)	1040 (40.9)
Shoulder Room, front	1677 (66.0)	1677 (66.0)	1675 (65.9)	1677 (66.0)	1677 (66.0)
Shoulder Room, rear	–	–	1671 (65.8)	1670 (65.7)	1670 (65.7)
Hip Room, front	1543 (60.7)	1543 (60.7)	1543 (60.7)	1543 (60.7)	1543 (60.7)
Hip Room, rear	–	–	1530 (60.2)	1531 (60.3)	1531 (60.3)

MAXIMUM CAPACITIES

	REGULAR CAB STANDARD BOX	REGULAR CAB LONG BOX	4-DOOR DOUBLE CAB STANDARD BOX	CREW CAB SHORT BOX	CREW CAB STANDARD BOX
CAPACITIES, MM (IN.)					
Cargo Bed Length at Floor	2003 (78.9)	2483 (97.8)	2003 (78.9)	1761 (69.3)	2003 (78.9)
Cargo Bed Width Between Wheelhousings	1296 (51.0)	1296 (51.0)	1296 (51.0)	1296 (51.0)	1296 (51.0)
Cargo Bed Inside Width at Floor	1642 (64.6)	1642 (64.6)	1642 (64.6)	1642 (64.6)	1642 (64.6)
Cargo Bed Inside Height	536 (21.1)	536 (21.1)	536 (21.1)	536 (21.1)	536 (21.1)
CAPACITIES, L (CU. FT.)					
Cargo Volume	1728 (61.0)	2161 (76.3)	1728 (61.0)	1512 (53.4)	1728 (61.0)
CAPACITIES, L (IMP. GAL.)					
Fuel Tank	98 (21.6)	129 (28.4)	98 (21.6)	98 (21.6)	98 (21.6)