

SONIC



SONIC/

THE NEW CHEVROLET
SONIC IS "SO YOU"





SLEEK, SMART AND SENSATIONAL.... Sonic is a great expression of yourself. It steals the limelight with its dynamic design that is simple, yet stylish and its dazzling exterior features such as

large 3-dimensional halogen front lamps and new side mirrors that act as clear and distinctive turn signals. Everywhere you go, this car says "SO YOU".

MyLink

LIFE SIMPLY CONNECTED



MyLink allows you to command connectivity at your fingertips without taking your eyes off the road. With a 7" touch screen and control buttons embedded in the steering wheel, you will remain connected to your smartphone for instant communication and access to your favorite entertainment. Driving has never been more safe and fun.



- **AUDIO** Multiple sources of entertainment available with AM, FM, AUX, USB and Bluetooth connectivity.
- **PICTURE & MOVIE** Watch your favorite movies from USB and AUX connections. Gallery Photos can easily be viewed in a slideshow mode. Safety is not compromised with the built-in automatic viewing stop function.
- **TELEPHONE** Use wireless Bluetooth technology for telephone calls, phonebook access and voice commands through your smartphone applications.

- **SMARTPHONE LINK** Keep up-to-date with unrestricted connectivity to music and news by accessing online worldwide radio stations via your smartphone application.
- **SETTING** Customize various functions of Sonic to your preferences such as warning signals, lighting functionalities and automatic door locks.

OPEN THE DOOR... DISCOVER THE DIFFERENCE

The dual-cockpit style interior is striking with a super-comfortable two-tone seating upholstery and sporty digital meters in ice-blue colors.

The rear seats can be folded in a 60:40 configuration, adding flexibility and extra storage for all your needs.



Power windows and central lock



Console-top storage space



Lower console storage box



Upper console storage box



Map light

PERFORMANCE

MORE FUN WITH INSTANTANEOUS DRIVING RESPONSE



As you drive, surge forward confidently with instant-response delivered by Sonic's powerhouse engine that makes it so much fun to drive.

1.6 LITRE ENGINE Sonic is powered by the ECOTEC benzene DOHC (Double Overhead Camshaft) powertrain with a 4 in-line cylinders, 16 valves and Double CVC variable valve system with MPFIs (Multipoint Sequential Fuel Injectors). This 1,598 cc engine pumps out 115 horse-power at 6,000 rpm with a maximum torque of 155 nm at 4,000 rpm. It also runs on E85 alternative fuel.

1.4 LITRE ENGINE Another benzene option, the 1,398 cc engine, delivers 100 horsepower at 6,000 rpm with a maximum torque of 130 nm at 4,000 rpm. Lightweight, yet highly efficient, this engine is available with a 5-speed manual transmission or a 6-speed DSC (Driver Shift Control) automatic transmission.

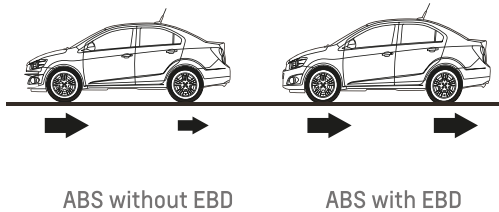
EURO-RIDE TUNING SUSPENSION You can tackle any road in confidence with the euro-ride tuning suspension which offers an excellent road grip and firm support. You will also feel completely secure with the MacPherson strut independent suspension system with coil springs, gas shock absorbers and Stabilizer bar in the front, and the compound crank (torsion beam) suspension with double-walled V-beam design with coil springs and gas shock absorbers in the rear.

6-SPEED AUTOMATIC TRANSMISSION Get extra acceleration when you need it with the 6-speed automatic transmission off-on-axis design paired with a toggle switch for an even more exhilarating drive.



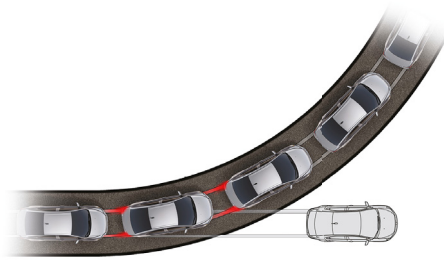
SAFETY

GLOBALLY-TESTED SAFETY FEATURES LET YOU RELAX AND ENJOY THE JOURNEY BFI or body frame integral structure is designed with collapsible areas and side impact beams which work in unison with front airbags to ensure maximum safety should an accident occur.

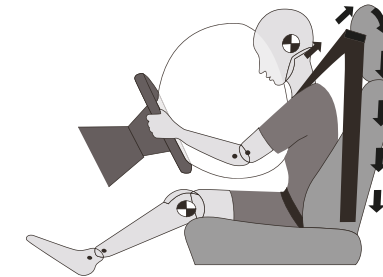


EBD (Electronic Brake-force Distribution) system automatically distributes brake force that matches the load and driving conditions and weight.

QUIET RIDE TECHNOLOGY This reduces exterior noise to a whisper, ensuring a pleasant, peaceful drive through NVH (Noise Vibration Harshness) technology. The acoustic package is comprised of three noise absorbing panels in between the engine compartment and the passenger cabin.



4-sensor, 4-channel ABS.



Front safety belts with adjustable height and pre-tensioners.



ACCESSORIES

ADD A UNIQUE SIGNATURE TO YOUR VEHICLE WITH A RANGE OF DASHING ACCESSORIES SPECIFICALLY DESIGNED FOR SONIC.

- | | |
|--------------------------------------|-----------------------------|
| 1. Side window air deflectors | ▪ Ambient footwell lighting |
| 2. Roof decal | ▪ Cargo tray |
| 3. Strip sport decal | ▪ Floor mats |
| 4. Mirror cap - chrome | ▪ Cargo net |
| 5. Rear bumper protector | ▪ Wheel lock set |
| 6. Sill plates | ▪ Repair tire kit |
| 7. Scuff plate | |
| 8. Pedal kit - sports | |
| 9. Fuel door cover - chrome | |
| 10. Body side skirt | |
| 11. Fog lamp cover - chrome | |
| 12. Chrome garnish fog lamp | |
| 13. Daytime running light | |
| 14. Headlamp bezel - red ring finish | |
| 15. Door handles - chrome | |
| 16. Applique kit - chrome handle | |
| 17. 17" alloy wheel | |
| 18. Ground effect kit | |
| 19. Parking aid kit | |
| 20. Grille chrome | |
| 21. Bumper guard kit | |
| 22. Spoiler | |
| 23. CD/DVD/MP3 player | |





TECHNICAL SPECIFICATIONS

ENGINE	NOTCHBACK				HATCHBACK		NOTCHBACK		HATCHBACK
	1.4 LS M/T	1.4 LS A/T	1.4 LT M/T	1.4 LT A/T	1.4 LT M/T	1.4 LT A/T	1.6 LT A/T	1.6 LTZ A/T	1.6 LTZ A/T
Engine Model	A14XFR In-line 4 Cylinders DOHC 16 Valves with Double CVC and E20 Capable						Z16XFR In-line 4 Cylinders DOHC 16 Valves with Double CVC and E85 Capable		
Fuel Injection	Sequential Multi Port Fuel Injector (MPFI)								
Bore x Stroke (mm)	73.4 x 82.6						79.0 x 81.5		
Displacement (cc)	1,398						1,598		
Compression Ratio	10.5:1						10.8:1		
Max Output (Kw(PS) / rpm)	74 (100) / 6,000						85 (115) / 6,000		
Max Torque (Nm(kg.m) / rpm)	130 (13.3) / 4,000						155 (15.8) / 4,000		
Drive Line	2WD								
Transmission	5 M/T	6 A/T	5 M/T	6 A/T	5 M/T	6 A/T	6 A/T		
1st Gear Ratio	3.727	4.449	3.727	4.449	3.727	4.449	4.449		
2nd Gear Ratio	1.960	2.908	1.960	2.908	1.960	2.908	2.908		
3rd Gear Ratio	1.323	1.893	1.323	1.893	1.323	1.893	1.893		
4th Gear Ratio	0.946	1.446	0.946	1.446	0.946	1.446	1.446		
5th Gear Ratio	0.756	1.000	0.756	1.000	0.756	1.000	1.000		
6th Gear Ratio	–	0.742	–	0.742	–	0.742	0.742		
Reverse	3.308	2.871	3.308	2.871	3.308	2.871	2.871		
Final Drive	4.625	4.110	4.625	4.110	4.625	4.110	3.720		
SUSPENSION SYSTEM									
Front	MacPherson struct front suspension with coil-spring, gas shock absorbers and Stabilizer bar								
Rear	Compound crank (torsion beam) suspension with double-walled V-beam design, coil-spring, gas shock absorber								
STEERING SYSTEM									
Type	Power Steering – rack and pinion steering wheel 3 spokes								
Steering Column	Collapsible and Tilt type								
BRAKE SYSTEM									
Front	Disc Brake – ventilated								
Rear	Drum Brake								
TIRE AND WHEEL									
Wheel	Steel wheel with cover 15" x 6J		Alloy wheel 15" x 6J		Alloy wheel 16" x 6J		Alloy wheel 15" x 6J		Alloy wheel 16" x 6J
Tire	195/65 R15				205/55 R16		195/65 R15		205/55 R16
DIMENSION AND WEIGHT									
Length (mm)	4,399				4,039		4,399		4,039
Width (mm)	1,735				1,735		1,735		
Height (mm)	1,517				1,517		1,517		
Wheelbase (mm)	2,525				2,525		2,525		
Track Front/Rear (mm)	1,509 / 1,509				1,509 / 1,509		1,509 / 1,509		
Turning Circle	5.3								
Weight (Unladen)	M/T 1,173-1,268 A/T 1,200-1,295				M/T 1,158-1,253 A/T 1,185-1,280		A/T 1,258-1,314		A/T 1,243-1,299
Weight (Laden)	M/T 1,573 A/T 1,600				M/T 1,566 A/T 1,593		A/T 1,600		A/T 1,593
Fuel Tank Capacity (L)	46								
Luggage Compartment (L)	466				253		466		253

Remarks:

- The Company reserves the rights to change any detail in this document without prior notice.
- Colors appearing in this catalog may differ from actual colors due to printing process.
- Standard equipment may differ across vehicle models.

Maximum support

Chevrolet gives you the confidence of a carefree drive with a 3-year or 100,000-kilometer warranty, whichever comes first. The nationwide network of Chevrolet service centers is ready to help you when you need it through the 24-hour Chevrolet Roadside Assistance service. No matter where you travel in Thailand, total peace of mind is ensured all the way and top-quality genuine Chevrolet spare parts are more competitively priced than you might imagine.

• Please study our terms and conditions for the 3-year or 100,000-kilometer warranty, whichever comes first. The 24-hour Chevrolet Roadside Assistance in your vehicle's user manual.

• Chevrolet Sales (Thailand) Co., Ltd. prohibits the unauthorized use of Chevrolet and Spin trademarks without prior permission.

COLORS



ORANGE ROCK

ROYAL GRAY



WHITE METALLIC

SWITCHBLADE SILVER



BLACK SAPPHIRE

SUMMIT WHITE



OCEANIC BLUE

STANDARD EQUIPMENT

ENGINE	NOTCHBACK				HATCHBACK		NOTCHBACK		HATCHBACK
	1.4 LS M/T	1.4 LS A/T	1.4 LT M/T	1.4 LT A/T	1.4 LT M/T	1.4 LT A/T	1.6 LT A/T	1.6 LTZ A/T	1.6 LTZ A/T
EXTERIOR									
Grille Radiator Surrounded	Black	Black	•	•	•		•	•	•
Outside Rearview Mirror – with Body Colored, Heater and Power Folding	Manual Folding	Manual Folding	with turn signal	with turn signal	with turn signal		with turn signal	with turn signal	with turn signal
Outer Door Handles – with Body Colored	•	•	•	•	•		•	Chrome	Chrome
Headlamp and Taillamp Chrome Ringed, Belt Line Chrome	–	–	–	–	–		–	•	Taillamp Chrome Ringed
Front Bumper / Rear Bumper with Body Colored	•	•	•	•	•		•	•	•
Rear Deck Lid Trim with Body Colored	•	•	•	•	•		•	Chrome	Chrome
Front Fog Lamp and Rear Fog Lamp	Rear	Rear	Front & Rear	Front & Rear	Front & Rear		Front & Rear	Front & Rear	Front & Rear
Side Turn Signal	•	•	•	•	•		•	•	•
Trunklid Switch (Touch Pad)	•	•	•	•	•		•	•	•
INTERIOR									
Interior Color	Black – DK Titanium				Black – DK Titanium		Black – DK Titanium	Black – Brick*	Black – Brick*
Steering Column Tilt	•	•	•	•	•		•	•	•
Panel Center	Jet Black	Jet Black	Graphite Silver Metallic				Graphite Silver Metallic		
Air Vent Ringed	Jet Black	Jet Black	Graphite Silver Metallic				Graphite Silver Metallic		
Inside Door Handle Chrome	•	•	•	•	•		•	Chrome	
Gear Knob Metallic Colored	–	•	•	•	•		•	•	•
Board Computer	Odometer only						Odometer only	•	•
Front Arm Rest	–	–	–	–	–		–	•	•
Air Conditioning with Filtering System	•		•	•	•		•	•	•
Seat Material	Fabric Flash	Fabric Flash	Fabric Brevia	Fabric Brevia	Fabric Brevia		Fabric Brevia		
Rear Seat 60/40 – Split Folding	–	–	•	•	•		•	•	•
Adjustable Seat	–	–	•	•	•		•	•	•
Seatback Pocket – Passenger	•	•	•	•	•		•	•	•
Sunvisor with Mirror (Driver & Passenger)	•	•	•	•	•		•	•	•
Inside Rear View Mirror Tilt	•	•	•	•	•		•	•	•
Map Lamp	•	•	•	•	•		•	•	•
Power Window Express Up and Down	Driver side one touch with Jam Protection								
Central Lock	•	•	•	•	•		•	•	•
Radio CD/MP3 with AUX Port	1 CD Black Tie Radio		1 CD Poke Thru Radio		1 CD Poke Thru Radio		1 CD Poke Thru Radio	MyLink	MyLink
USB Port	–	–	•	•	•		•	•	•
Power Outlet Front	•	•	•	•	•		•	•	•
Speaker	4				4		4	6	6
Sunglass Holder	•	•	•	•	•		•	•	•
Center Cup Holder	•	•	•	•	•		•	•	•
CONVENIENT AND COMFORT									
Power Steering	•	•	•	•	•		•	•	•
Remote Key with Trunklid Open	2 Rigid Key		1 Foldable 1 Rigid		1 Foldable 1 Rigid		1 Foldable 1 Rigid Trunk Open Button		1 Foldable 1 Rigid
Steering Wheel with Redundant Control and Bluetooth Handfree	–	–	•	•	•		•	•	•
Vehicle Setting Function	•	•	•	•	•		•	•	•
Auto Headlamp	–	–	•	•	•		•	•	•
Auto rain sensor	–	–	–	–	–		–	•	•
SAFETY									
Laminated Windshield	•	•	•	•	•		•	•	•
Driver Airbag	•		•	•	•		•	•	•
Passenger Airbag	•	•	•	•	•		•	•	•
Restraint – Head Up/Down Adjustment	•	•	•	•	•		•	•	•
Seat Belt Type - Emergency Lock Retractor (ELR) + Pre-tensioner + Load Limiter + Height Adjuster for Driver/Co-driver	•	•	•	•	•		•	•	•
Anti-theft Alarm System	•	•	•	•	•		•	•	•
ABS (Anti-lock Braking System)	•		•	•	•		•	•	•
Immobilizer	•	•	•	•	•		•	•	•
Center High Mount Stop Lamp	•	•	•	•	•		•	•	•
Child Lock	•	•	•	•	•		•	•	•
Driver Seatbelt Reminder	•	•	•	•	•		•	•	•
Child Restraint (ISOFIX Lower & Top Tether Anchorage)	•	•	•	•	•		•	•	•
Rear Windshield Defogger	•	•	•	•	•		•	•	•
High Strength Steel & Side Impact Beam	•	•	•	•	•		•	•	•
EXTERIOR COLORS									
ORANGE ROCK	•	•	•	•	•		•	•	•
WHITE METALLIC	•	•	•	•	•		•	•	•
BLACK SAPPHIRE	•		•	•	•		•	•	•
OCEANIC BLUE*	•	•	•	•	•		•	•	•
ROYAL GRAY	•	•	•	•	•		•	•	•
SWITCHBLADE SILVER	•	•	•	•	•		•	•	•
SUMMIT WHITE	•	•	•	•	•		•	•	•

*The interior of LTZ model in Oceanic Blue color Two-tone Titanium color and Black.

WHEELS



Alloy Wheel 16”x 6J
Tire 205/55 R16



Alloy Wheel 15”x 6J
Tire 195/65 R15



Steel Wheel with
Cover 15”x 6J
Tire 195/65 R15


SEAT COVERS



Fabric/Brevia Orange-Black
in 1.6 LTZ



Fabric/Brevia Titanium-Black
in 1.4 LT/1.6 LT/1.6 LTZ*



Fabric/Flash Gray-Black
in 1.4 LS



Chevrolet Sales (Thailand) Co.,Ltd
21st Floor, Rasa Building, 555 Paholyothin Road,
Jatujak, Jatujak, Bangkok 10900
For more information, Please contact
Customer Relations Department 1734.

MY14.5-171014



**COMPLETE
CARE**



facebook.com/
chevyclub



twitter.com/
chevroletthai



youtube.com/
chevroletthai



chevrolet.co.th